



ENTRUST

Entrust PKIaaS

Customer Guide

Doc release: 1.7

Release date: October 15, 2024

© 2024, Entrust. All rights reserved

Entrust and the hexagon design are trademarks, registered trademarks and/or service marks of Entrust Corporation in Canada and the United States and in other countries. All Entrust product names and logos are trademarks, registered trademarks and/or service marks of Entrust Corporation. All other company and product names and logos are trademarks, registered trademarks and/or service marks of their respective owners in certain countries.

This information is subject to change as Entrust reserves the right to, without notice, make changes to its products as progress in engineering or manufacturing methods or circumstances may warrant. The material provided in this document is for information purposes only. It is not intended to be advice. You should not act or abstain from acting based upon such information without first consulting a professional. ENTRUST DOES NOT WARRANT THE QUALITY, ACCURACY OR COMPLETENESS OF THE INFORMATION CONTAINED IN THIS ARTICLE. SUCH INFORMATION IS PROVIDED "AS IS" WITHOUT ANY REPRESENTATIONS AND/OR WARRANTIES OF ANY KIND, WHETHER EXPRESS, IMPLIED, STATUTORY, BY USAGE OF TRADE, OR OTHERWISE, AND ENTRUST SPECIFICALLY DISCLAIMS ANY AND ALL REPRESENTATIONS, AND/OR WARRANTIES OF MERCHANTABILITY, SATISFACTORY QUALITY, NON-INFRINGEMENT, OR FITNESS FOR A SPECIFIC PURPOSE.

Contents

1	About this guide	7
	Acronyms	7
	Revision information.....	11
	Other documents	12
	Documentation feedback.....	13
2	Introduction to PKIaaS	14
	PKIaaS benefits	14
	PKIaaS capabilities	15
	PKIaaS operation	19
	PKIaaS governance model.....	21
	PKIaaS quotas and limits.....	22
	Compliance frameworks.....	23
	Definitions	24
3	Ordering and activating PKIaaS	31
	Placing an order	31
	Activating your Entrust Certificate Service Enterprise account	33
	Checking your PKIaaS inventory	36
	Activating Entrust TrustedCare (optional).....	37
4	PKIaaS setup wizard	39
5	Role-Based Access Control	41
	User types with PKIaaS roles	41
	Creating a user with PKIaaS roles	41
	Granting PKIaaS roles to existing users	45
6	Managing CAs with Entrust Certificate Services Enterprise.....	47
	Creating an online root CA.....	47
	Creating an issuing CA under an online root CA	50
	Selecting the certificate profiles of a CA	54
	Creating an external subordinate CA	56

Adding an external root CA.....	57
Adding an issuing CA under an external root CA	59
Downloading a CA certificate	60
Deleting a CA	61
7 Managing certificates with Entrust Certificate Services Enterprise	63
Issuing certificates	63
Browsing and downloading certificates	68
Revoking certificates.....	68
Managing reports, alerts, and notifications.....	70
Configuring auto-enrollment	70
8 Automating Intune enrollment with an Entrust-hosted Enrollment Gateway ...	71
Intune integration requirements	71
Creating an Intune application in Azure	72
Configuring Intune automation in Entrust Certificate Services	76
Configuring Intune profiles in Azure	79
Enrolling user devices with the Intune Company Portal.....	90
Renewing enrolled certificates.....	91
Revoking and removing certificates.....	91
9 Automating MDM enrollment with an Entrust-hosted Enrollment Gateway	93
MDM integration requirements	93
Configuring MDM automation in Entrust Certificate Services	94
Configuring MDM automation in Ivanti Neurons MDM.....	100
Configuring MDM automation in Jamf.....	108
Configuring MDM automation in VMware Workspace ONE.....	114
10 Automating Windows Auto Enrollment (WSTEP) with an Entrust-hosted Enrollment Gateway	130
Planning your WSTEP deployment	130
WSTEP enrollment requirements.....	131
Preparing the Active Directory forest for WSTEP.....	137
Configuring an Entrust PKIaaS issuing CA for WSTEP	149
Creating an Entrust-hosted Certificate Enrollment Gateway for WSTEP	150

Downloading a PKIaaS Virtual Machine from the PKIaaS portal	153
Installing a PKIaaS Virtual Machine.....	154
Configuring PKIaaS Virtual Machines on the PKIaaS portal.....	172
Enabling WSTEP for users and devices	186
Managing Microsoft certificate templates in Active Directory	197
Managing on-premises PKIaaS Virtual Machines	202
Troubleshooting WSTEP enrollment issues	205
11 Automating enrollment with an on-premises Enrollment Gateway	213
Adding an on-premises Enrollment Gateway to an issuing CA.....	213
Activating an on-premises Certificate Enrollment Gateway.....	214
Installing an on-premises Certificate Enrollment Gateway	215
Deleting an on-premises Certificate Enrollment Gateway	218
12 Migrating a customer-hosted Enrollment Gateway to Entrust-hosted.....	220
Migrating an Intune on-premises Enrollment Gateway to an Entrust-hosted Enrollment Gateway	220
Migrating an MDM on-premises Enrollment Gateway to an Entrust-hosted Enrollment Gateway	220
Migrating a WSTEP on-premises Enrollment Gateway to an Entrust-hosted Enrollment Gateway	221
13 Managing certificates with Entrust Certificate Hub	224
Connecting your CA.....	224
Dashboard	224
Reporting on certificate activity	224
Ad-hoc exploration	224
Expiry notifications	224
14 Integrating third-party tools with the Entrust CA Gateway API.....	225
Generating CA Gateway credentials.....	225
Accessing the CA Gateway API.....	226
Integrating with Ansible.....	227
Integrating with HashiCorp Vault.....	227
Integrating with KeyFactor CLM.....	227

Integrating with ServiceNow	227
Integrating with Venafi	227
15 Revoking certificates in bulk	228
16 PKIaaS CA & VA certificate profiles	229
Key and signature algorithms	229
Certificate fields	229
Certificate critical extensions	230
Certificate non-critical extensions	230
17 PKIaaS subscriber certificate profiles	232
Active Directory (WSTEP) certificate profiles	233
CMPv2 certificate profiles	238
Code signing certificate profile	242
eSIM certificate profiles	246
EST certificate profiles	250
External subordinate CA certificate profiles	255
Intune certificate profiles	263
MDMWS certificate profiles	268
Mobile device certificate profile	274
Multiuse certificate profiles	278
Private SSL (ACMEv2) certificate profiles	285
S/MIME Secure Email certificate profiles	290
SCEP certificate profiles	294
Smartcard certificate profiles	299
V2G certificate profiles	304
18 Post-quantum Lab experimental region	309
Pure post-quantum algorithms	311
Explicit composite algorithms	406
19 Obtaining support	431
Contacting Entrust Certificate Services support	431
Obtaining TrustedCare resources	431

1 About this guide

This document provides a complete customer guide for Entrust PKIaaS (PKI as a Service).

- [Acronyms](#)
- [Revision information](#)
- [Other documents](#)
- [Documentation feedback](#)

Acronyms

See below a definition of acronyms that may appear in this document.

Acronym	Definition
ACME	Automatic Certificate Management Environment
ADCS	Microsoft Active Directory Certificate Services
ADDS	Microsoft Active Directory Domain Services
AES	Advanced Encryption Standard
AIA	Authority Information Access
CA	Certification Authority
CAGW	Entrust CA Gateway (API)
CEG	Entrust Certificate Enrollment Gateway
CEP	Certificate Enrollment Policy
CLI	Command-line Interface
CLM	Certificate Lifecycle Management
CMC	Cryptographic Message Syntax
CMP	Certificate Management Protocol
CN	Common Name

Acronym	Definition
CPS	Certification Practice Statement
CRL	Certificate Revocation List
CSR	Certificate Signing Request (PKCS #10)
CSS	Certificate Status Server
CT	Certificate Transparency
DHCP	Dynamic Host Configuration Protocol
DN	Distinguished Name
DNS	Domain Name System
ECDSA	Elliptic Curve Digital Signature Algorithm
ECC	Elliptic Curve Cryptography
ECS	Entrust Certificate Services
EEE	End Entity Enrollment
EST	Enrolment over Secure Transport
FIPS	Federal Information Processing Standard
FQDN	Fully Qualified Domain Name
JDK	Java Development Kit
HSM	Hardware Security Module
LDAP	Lightweight Directory Access Protocol
LDAPS	Lightweight Directory Access Protocol over SSL

Acronym	Definition
LRA	Local Registration Authority
MDM	Mobile Device Management
MDMWS	Entrust's Mobile Device Management Web Service API
MS-XCEP	X.509 Certificate Enrollment Policy Protocol (CEP)
MS-WSTEP	WS-Trust X.509v3 Token Enrollment Extensions Protocol (WSTEP)
NIST	National Institute of Standards and Technology
PKIaaS	Public Key Infrastructure as a Service
OA	Operational Authority
OCSP	Online Certificate Status Protocol
OID	Object Identifier
OTP	One-time Passcode
OVA	Open Virtual Appliance
P12	PKCS (Public Key Cryptography Standards) #12
PA	Policy Authority
PQ	Post-Quantum
PKCS	Public Key Cryptography Standards
PKI	Public Key Infrastructure
RA	Registration Authority
REST	Representational State Transfer

Acronym	Definition
RBAC	Role-Based Access Control
RDN	Relative Distinguished Name
RFC	Request for Comment
RHEL	Red Hat Enterprise Linux
RPO	Recovery Point Objective
RTO	Recovery Time Objective
SAN	Subject Alternative Names
SCEP	Simple Certificate Enrollment Protocol
SIEM	Security Information and Event Management
SHA	Secure Hash Algorithms
S/MIME	Secure/Multipurpose Internet Mail Extensions
TLS	Transport Layer Security
TPM	Trusted Platform Module
URL	Uniform Resource Locator
UEM	Unified Endpoint Management
V2G	Vehicle-to-Grid
VM	Virtual Machine
WHFB	Windows Hello for Business

Revision information

See the below table for the issues of this document.

Issue	Date	Section	Changes
1.7	Oct 2024	Revoking and removing certificates	New section
		RDN Format	Describe the automated renewal configuration
		RDN Variables	Describe the automated renewal configuration
		User types with PKIaaS roles	Add note on Requester user type limitations.
1.6	June 2024	Azure requirements for the PKIaaS Virtual Machine	New section
		Configuring MDM automation in Ivanti Neurons MDM	Update the configuration steps to reflect the changes from Ivanti MobileIron to Ivanti Neurons
1.5	February 2024	Automating Windows Auto Enrollment (WSTEP) with an Entrust-hosted Enrollment Gateway	New section
1.4	October 2023	Role-Based Access Control	New role-based access control feature
		Post-quantum Lab experimental region	New region to test PQ key types
		Multiuse certificate profiles	New certificate profiles
1.3	May 2023	Certification Authority instantiation	Remove the region limitation per ECS account
		Getting the Intune Service URL Getting Certificate Enrollment Gateway settings for MDM	Add Intune and MDM URLs for the US and EU regions

Issue	Date	Section	Changes
		PKIaaS subscriber certificate profiles	Update the default validity from 3 to 1 year for most subscriber certificate profiles
		Migrating a customer-hosted Enrollment Gateway to Entrust-hosted	Add this new section
1.2	March 2023	Automating Intune enrollment with an Entrust-hosted Enrollment Gateway Automating MDM enrollment with an Entrust-hosted Enrollment Gateway Integrating third-party tools with the Entrust CA Gateway API Azure Firewall Intermediate CA certificate profile	Add these new sections
1.1	November 2022	TLS Proxy CA certificate profile	Add this new feature
		MDMWS certificate profiles	Add the P12 and client authentication profiles
1.0	October 2021	All sections	Release the document

Other documents

See the table below for other relevant documentation on Entrust PKIaaS.

Document	URL
PKIaaS Product Page	https://www.entrust.com/digital-security/certificate-solutions/products/pki/managed-services/pki-as-a-service
PKIaaS Terms and Conditions	https://www.entrust.com/legal-compliance/terms-conditions/entrust-managed-pki
PKIaaS Certification Practice Statement	https://api.managed.entrust.com/pkiaas/cps

Documentation feedback

You can rate and provide feedback about product documentation by completing the online feedback form:

<https://go.entrust.com/documentation-feedback>

Any information you provide goes directly to the documentation team and is used to improve and correct the information in our guides.

2 Introduction to PKIaaS

Entrust PKI as a Service (PKIaaS) is a highly secure PKI that is quick to deploy, scales on-demand, and runs where you do business - the cloud.

As explained in the following sections, Entrust PKIaaS secures use cases through turnkey approaches, solving customer problems while maintaining simplicity by reducing the number of services, applications, and software they need to run on their premises.

- [PKIaaS benefits](#)
- [PKIaaS capabilities](#)
- [PKIaaS operation](#)
- [PKIaaS governance model](#)
- [PKIaaS quotas and limits](#)
- [Compliance frameworks](#)
- [Definitions](#)

See the following YouTube video playlist for a description of the main administration tasks.

<https://www.youtube.com/playlist?list=PLu4ev5P7cZ0IBmbH0iTWjWuNXH8OatwCM>

PKIaaS benefits

Entrust PKIaaS provides the following benefits.

- [Scalability](#)
- [Speed](#)
- [Security](#)
- [Simplicity](#)

Scalability

Modern use cases demand more and shorter-lived certificates. Entrust PKIaaS is a high-performing, cloud-native system that scales as needed with nearly limitless capacity, guided by Entrust experts. As a next-generation service built on today's technology, you will always have the capacity you need—when you need it.

Speed

The speed of business is changing. Your PKI needs to operate swiftly wherever you conduct business. Entrust PKIaaS deploys and expands within minutes, providing a rapid solution to secure your business use cases. For example:

- You can create new issuing CAs in minutes to handle the next generation of use cases.
- You can use the Entrust-hosted automation service to deploy IT use cases, such as mobile device management and Windows auto-enrollment.

Security

Maintaining your security posture matters. Entrust PKIaaS:

- Provides you with dedicated root and issuing Certification Authorities (CAs)
- Protects your keys in our Tier III data centers, secured by Entrust nShield HSMs running at FIPS 140-2 Level 3.

Simplicity

As deployments diversify and use cases grow in complexity, they present a management challenge. With our PKIaaS, Entrust handles PKI management, relieving you of the burden. Use cases are easy to deploy and adaptable, ensuring they won't impede business operations. PKIaaS seamlessly interoperates with other Entrust PKI products, including :

- Entrust Certificate Services Enterprise Portal (ECS).
- Certificate Enrollment Gateway (CEG).
- Certificate Hub.

PKIaaS capabilities

Entrust PKIaaS capabilities cover the following areas.

- [Certification Authority instantiation](#)
- [Certificate issuance](#)
- [Certificate management](#)
- [Certificate status checking](#)

Certification Authority instantiation

PKIaaS provides the following CA instantiation capabilities.

- [CA types](#)
- [CA key and signature algorithms](#)
- [Secure CA key management](#)
- [CA creation time](#)
- [CA validity period](#)

CA types

Each customer may have one or more subordinate issuing CAs. You can:

- Create an online root CA and add issuing CAs subordinate to this root CA.
- Add an issuing CA signed by an external root CA – for example, your on-premise Microsoft root CA.

CA key and signature algorithms

The following CA key and signature algorithm pairs are supported.

Key algorithm	Signature algorithm
ECDSA P-256	ecdsa-with-SHA256
ECDSA P-384	ecdsa-with-SHA384
ECDSA P-521	ecdsa-with-SHA512
RSA 2048	sha256WithRSAEncryption

Key algorithm	Signature algorithm
RSA 3072	sha256WithRSAEncryption
RSA 4096	sha512WithRSAEncryption

 The NIST recommends not using RSA2048 after Dec 31, 2030. See <https://nvlpubs.nist.gov/nistpubs/SpecialPublications/NIST.SP.800-57pt1r5.pdf>

Secure CA key management


All CA private keys are stored in Entrust nShield Connect XC high HSMs FIPS140-2 level 3.

CA creation time

CAs are automatically provisioned in ~60 seconds after submitting your request.

CA validity period

CA certificates have a default validity period of 20 years for root CAs and 10 years for subordinate issuing CAs. You can select a different period when creating each CA.

 An issuing CA should have a **minimum lifespan of 3 years** to support some features. For example, to automate Intune/MDM enrollment using an Entrust Hosted Certificate Enrollment Gateway, an issuing CA must **have at least 3 years** of remaining lifespan when the Enrollment Gateway is created.

Certificate issuance

PKIaaS capabilities for certificate issuance include the following.

- [Certificate profiles](#)
- [Subscriber key algorithms](#)
- [Validity period](#)
- [Enrollment by CSR](#)
- [Subject Alt Names](#)
- [Extensions](#)
- [Proof of possession](#)

Certificate profiles

PKIaaS certificate issuance is always in the context of a certificate profile. These profiles are defined within the PKIaaS service and referenced by name in the certificate issuance requests. As described in [PKIaaS subscriber certificate profiles](#), Entrust tunes the profiles to specific use cases:

- ECS Enterprise UI
- CA Gateway API
- On-premises Certificate Enrollment Gateway (CEG).

Subscriber key algorithms

PKIaaS supports RSA and EC subscriber certificate key algorithms. PKIaaS is validated to sign certificates that use the following algorithms for their public key.

- ECDSA P-256
- ECDSA P-384
- ECDSA P-521
- RSA 2048
- RSA 3072
- RSA 4096

Validity period

The certificate validity period cannot go beyond the expiry date of the issuing CA. The validity period value defaults to 3 years if it is not specified in the request.

Enrollment by CSR

All certificate issuance requests are completed through CSR format. The calling application is responsible for the generation of the certificate's private key.

Subject Alt Names

Subject Alt Names (SANs) are supplied in the request separate from the CSR. API requests to PKIaaS support the "subjectAltNames" field of the request.

Some third-party services such as Venafi require to automatically supply SANs using the common names for TLS server certificates. To automatically supply SANs using common names, PKIaaS offers two certificate profiles under [Private SSL \(ACMEv2\) certificate profiles](#).

- `privatessl-tls-client-server-supply-san`
- `privatessl-tls-server-supply-san`

Extensions

Certificate extensions are supplied in the request separate from the CSR. Use the following API field to supply extensions.

```
optionalCertificateRequestDetails.extensions
```

Proof of possession

The proof of possession check automatically validates that the caller has possession of the private key. The POP check is always performed during certificate request validation.

Certificate management

To manage certificates, Entrust PKIaaS provides:

- The web portal described in [Managing certificates with Entrust Certificate Services Enterprise](#)
- The API described in <https://api.managed.entrust.com/doc/#operation/certificate-events>

Certificate status checking

PKIaaS provides the following certificate status-checking functions.

- [Entrust PKIaaS Certificate Revocation Lists](#)
- [Entrust PKIaaS OCSP service](#)

Entrust PKIaaS Certificate Revocation Lists

PKIaaS publishes Certificate Revocation Lists (CRLs) with the following settings.

Setting	Value
CRL validity	7 days
CRL extensions	crlNumber, invalidityDate, expiredCertsOnCRL
Signing key	CA key
CRL type	Full CRL
Maximum size	22 MB
CA type	Root and issuing CAs

Each CRL is updated:

- Automatically, every 24 hours.
- When including the "publish now" option on revocation requests to the API—this option results in the issuance of a new CRL within 15 minutes.
- When revoking an end-entity certificate using the ECS Enterprise UI or the Entrust Certificate Enrollment Gateway (CEG)—this type of revocation also results in the issuance of a new CRL within 15 minutes.

CRLs are available at the following URLs.

US region

`http://crl.pkiaas.entrust.com/crl/{accountId}/{caId}/crl.crl`

EU region

`http://crl.eu.pkiaas.entrust.com/crl/{accountId}/{caId}/crl.crl`

PQ Lab region

```
http://crl.pqlab.pkiaas.entrust.com/crl/{accountId}/{caId}/crl.crl
```

Where `{accountId}` is your account identifier, and `{caId}` is the Certification Authority identifier.

Entrust PKIaaS OCSP service

The Online Certificate Status Protocol (OCSP) supports:

- Nonce extension
- Archive Cutoff extension
- Multiple OCSP certificates per request
- Signed/Unsigned requests
- Delegated keys
- OCSP may be configured for both roots and issuing CAs

OCSP services are available at the following URLs.

US region

```
http://ocsp.pkiaas.entrust.com/ocsp/{accountId}/{caId}
```

EU region

```
http://ocsp.eu.pkiaas.entrust.com/ocsp/{accountId}/{caId}
```

PQ Lab region

```
http://ocsp.pqlab.pkiaas.entrust.com/ocsp/{accountId}/{caId}
```

Where `{accountId}` is your account identifier, and `{caId}` is the Certification Authority identifier.

PKIaaS operation

See below for a summary of the PKIaaS operational procedures.

- [Physical locations](#)
- [Access control and trusted roles](#)
- [CA key management](#)
- [Audit logging](#)
- [Disaster recovery](#)

i For the PKIaaS terms and agreements, see <https://www.entrust.com/legal-compliance/entrust-certificate-services-repository>

Physical locations

In each region, Entrust has implemented two physical datacenters with failover between the two.

Region	Datacenters
US	Dallas (TX), Denver (CO)
EU	Munich (Germany), Frankfurt (Germany)

Cloud-based components use multiple availability zones for high availability and a second region for disaster recovery.

Access control and trusted roles

The HSM and Activation Data are located in either Tier III, SSAE-18 datacenters or a two-person controlled safe located in a facility. The personnel in Trusted Roles with access:

- Can backup, store, and recover CA Private Keys using dual control in a physically secured environment.
- Receive alarm notifications on any violation of the rules for accessing the HSM or a CA.
- Are trained for their specific role and must undergo background investigations.
- Cannot change the product code.

CA key management

When a customer requests to provision a new CA, an API-based process generates the CA key pair within HSMs in a physically secured environment.

Audit logging

Significant security events in the CAs are automatically time-stamped and recorded as **internal** audit logs. Audit logs are:

- Periodically archived.
- Constantly monitored by the Entrust Security Information and Event Management (SIEM) system.

Additionally:

- The operations and security teams review the alerts generated by possible policy violations and other significant events.
- You can see the basic audit logs related to your PKIaaS account in the Enterprise UI using the Reports function.

Disaster recovery

To mitigate the event of a disaster, PKIaaS utilizes:

- Two data centers in each region (US and EU) with highly available HSMs

- Secure on-site and off-site storage of backup HSMs containing copies of all CA private keys
- Database replication between primary and secondary cloud regions and maintained in real-time.
- Daily database backups within both the primary and secondary cloud regions and weekly backup of critical data to a secure off-site storage facility

PKIaaS governance model

Defining the governance model for an enterprise-level PKI is a long and challenging process involving teams across the organization. To save you time and expense, and to ensure that you have a proper PKI, Entrust provides a pre-defined set of policies and practices governing these PKIs. See the following sections for a summary.

- [Entrust responsibilities](#)
- [Customer responsibilities](#)

See also:

- The [PKIaaS Certification Practices Statement \(CPS\)](#) for full documentation of these policies and practices.
- The [RFC 647](#) for a general description of the policy and practices framework.

Entrust responsibilities

In PKIaaS, Entrust has the following responsibilities.

- [Root CA](#)
- [Issuing CAs](#)
- [Policy Authority](#)
- [Operational Authority](#)

Root CA

The root CA serves as your PKI trust anchor. This CA is a dedicated root CA for your company alone to use. Root CAs are not shared. You define the common name of your root, though we ask for a naming relationship with your company so that we can support you more easily. Your root CAs will issue certificates to your issuing CAs and OCSP services.

Issuing CAs

You may have one or more issuing CAs. PKIaaS will support any number of use cases (and associated certificate profiles) on one issuer, or you can split the responsibility to multiple issuing CAs.

You will define Registration Authorities (RAs) that can issue certificates for all use cases supported by the issuing CA, so if you wish to have some division of responsibility, you may want to set up more than one issuing CA. These issuing CAs are subordinate to your root and issue certificates for subscribers.

Policy Authority

Entrust is the Policy Authority and is responsible for overseeing and setting policy and practices as applicable to the operation of the Certification Authorities.

Operational Authority

Entrust manages all root and issuing CA systems hosted and operated on your behalf, as part of PKIaaS. These systems issue and manage

- Certificates

- Certificate Revocation Lists (CRLs)
- OCSP responses

As the Operational Authority (OA), Entrust is responsible for all the operations of the CAs per the CPS.

Customer responsibilities


In PKIaaS, customers have the following responsibilities.

- [Registration Authority](#)
- [Subscribers](#)
- [Relying parties](#)

Registration Authority

In PKIaaS, you and your company are the Registration Authority (RA). The RA is the person or entity that decides whether to issue a certificate in response to a Subscriber request. Specifically, RAs:


1. Verify the identity of applicants. They are responsible for the applicant registration, identification, and authentication processes.
2. Submit certificate issuance requests on their behalf.

 To perform RA tasks, you will typically use software applications, such as the Entrust Certificate Enrollment Gateway, that interface with the PKIaaS API.

Subscribers

Subscribers are the end-users and entities that request and use certificates. Typical examples of Subscribers are

- Employees or contractors and their devices,
- Enterprise servers and infrastructure,
- IoT devices.

 As the RA, you are responsible for determining who may be a subscriber and determining which people, entities, and devices may receive certificates.

Relying parties

A relying party is an entity that uses a certificate, for example, to verify and identify. PKIaaS is tuned to support enterprise-level privately trusted certificates. You are responsible for assuring that relying parties perform the necessary certificate validity and status checks.

 Entrust PKIaaS supports both CRL and OCSP checks.

PKIaaS quotas and limits

Entrust PKIaaS enforces the following quotas and limits.

- [Region limits](#)
- [Rate limits](#)
- [Certificate issuance capping](#)

Region limits

PKIaaS currently supports setting up your PKI in the US or EU regions.

- You can set up your whole trust chain (root CA and issuing CA) in the same region.
- PKIaaS does not support cross-region trust chains; you cannot sign an issuing CA using a root CA from another region.

Rate limits

PKIaaS has two tiers of quotas based on your PKIaaS certificate inventory.

Quota	Purchased certificates
Standard quota	Less than 1 million
Premium quota	1 million or more

To protect against burst requests and prevent abuse, PKIaaS enforces a request rate limit based on **10-second** intervals.

Capability	Standard quota	Premium quota
Certificate creation	100 requests/10 seconds	1000 requests/10 seconds
OCSP	100 requests/10 seconds	1000 requests/10 seconds
CRL	100 requests/10 seconds	1000 requests/10 seconds
All others	100 requests/10 seconds	1000 requests/10 seconds

If the number of requests exceeds the allowed rate limit:

- The API access is temporarily blocked
- All requests return a 429 HTTP status code with a "TooManyRequests" error message.

Certificate issuance capping

When the number of active certificates reaches the number of PKIaaS certificates purchased by your Entrust Certificate Service Enterprise account, PKIaaS blocks your account from issuing any additional certificates. To issue more PKIaaS certificates, you can either:

- Revoke some of the active certificates.
- Contact your sales representative to purchase more certificates.

Compliance frameworks

See below for some of the certifications the Entrust corporation and the PKIaaS solution comply with.

- [Entrust headquarters certifications](#)

- [PKIaaS data center certifications](#)

Entrust headquarters certifications

The Entrust headquarters comply with the following ISO certifications at an enterprise-wide level.

- ISO 27001 (Information Security Management Systems)
- ISO 27701 (Privacy Information Management Systems)
- ISO 9001 (Quality Management Systems)
- ISO 14001 (Environmental Management Systems)

For details on these certifications, check:

- <https://www.entrust.com/legal-compliance/iso-certifications>
- <https://www.entrust.com/legal-compliance/security>

PKIaaS data center certifications

The Entrust PKIaaS solution is hosted by reputable data centers following the best security practices and complying with security and privacy certifications, including but not limited to:

- Type 1 Attestation HIPAA/HITECH
- SOC2 Type 2
- SOC3
- ISO 27001
- HITRUST
- PCI-DSS

Definitions

See below for a definition of the main PKIaaS-related concepts.

Applicant

A person, entity, or organization applying for the issuance or renewal of a certificate.

Activation data

Data values, other than keys, that are required to operate cryptographic modules and that need to be protected – for example:

- PIN
- passphrases
- manually-held key share

Agreement

A legally binding contract for PKIaaS comprising:

- The PKIaaS terms of use.
- The PKIaaS schedule.
- The Entrust General Terms and Conditions provided with the PKIaaS Schedule at <https://www.entrust.com/-/media/documentation/licensingandagreements/certificate-solutions-general-terms.pdf>

- An Order for PKIaaS as defined in the General Terms.

CA certificate

A certificate for the public key of a CA (Certificate Authority).

Certificate

A digital document issued by the CA that, at a minimum, meets the following:

- Identifies the CA issuing it.
- Names or otherwise identifies a Subject.
- Contains a Public Key of a Key Pair.
- Identifies its Operational Period.
- Contains a serial number and is digitally signed by a CA.

Certificate revocation list (CRL)

A time-stamped list of the serial numbers of certificates that have been revoked before the expiration of their validity periods

Certification authority (CA)

The technology to create, issue, manage, and revoke certificates.

Certificate issuance

The act performed by a CA in creating a certificate listing with the CA as "Issuer".

Certification practice statement (CPS)

A statement of the practices for a CA to issue, manage, revoke, renew, or re-key certificates.

Cryptographic module

A software, device, or utility for:

- Generating key pairs,
- Storing cryptographic information.
- Performing cryptographic functions.

Customer

The entity that has entered into a PKIaaS Agreement with Entrust.

Digital signature

The transformation of an electronic record by one person using a private key and public key cryptography so that another person having the corresponding public key can determine:

- The record transformation was created using the private key corresponding to the public key.
- The record has been altered since the transformation was made.

Distinguished name (DN)

The unique identifier for a subject so it can be located in a directory based on the ITU/CCITT X.500. PKIaaS has no restriction on distinguished names per certificate profile; all certificate profiles support the following identifiers.

Alias	OID
'CN' 'CommonName'	2.5.4.3
'SN' 'SurName'	2.5.4.4
'SERIALNUMBER' 'DeviceSerialNumber'	2.5.4.5
'C' 'Country'	2.5.4.6
'L' 'Locality'	2.5.4.7
'ST' 'S' 'State'	2.5.4.8
'STREET' 'StreetAddress'	2.5.4.9
'O' 'Org' 'Organization'	2.5.4.10
'OU' 'OrganizationalUnit' 'OrganizationUnit' 'OrgUnit'	2.5.4.11
'T' 'Title'	2.5.4.12
'BUSINESSCATEGORY'	2.5.4.15
'POSTALCODE'	2.5.4.17
'givenName' 'G'	2.5.4.42
'I' 'Initials'	2.5.4.43
'ORGANIZATIONIDENTIFIER'	2.5.4.97
'UID'	0.9.2342.19200300.100.1.1
'DC' 'DomainComponent'	0.9.2342.19200300.100.1.25

Alias	OID
'Email' 'E'	1.2.840.113549.1.9.1
'unstructuredName'	1.2.840.113549.1.9.2
'unstructuredAddress'	1.2.840.113549.1.9.8
'JurisdictionOfIncorporationLocalityName'	1.3.6.1.4.1.311.60.2.1.1
'JurisdictionOfIncorporationStateOrProvinceName'	1.3.6.1.4.1.311.60.2.1.2
'JurisdictionOfIncorporationCountryName'	1.3.6.1.4.1.311.60.2.1.3
'TrademarkOfficeName'	1.3.6.1.4.1.53087.1.2
'TrademarkCountryOrRegionName'	1.3.6.1.4.1.53087.1.3
'TrademarkRegistration'	1.3.6.1.4.1.53087.1.4
'LegalEntityIdentifier'	1.3.6.1.4.1.53087.1.5
'WordMark'	1.3.6.1.4.1.53087.1.6
'MarkType'	1.3.6.1.4.1.53087.1.13
'StatuteCountryName'	1.3.6.1.4.1.53087.3.2
'StatuteStateOrProvinceName'	1.3.6.1.4.1.53087.3.3
'StatuteLocalityName'	1.3.6.1.4.1.53087.3.4
'StatuteCitation'	1.3.6.1.4.1.53087.3.5
'StatuteURL'	1.3.6.1.4.1.53087.3.6

Issuing Certification Authority (Issuing CA)

In the context of a particular certificate, the issuing CA is the CA that issued the certificate.

Key generation

The process of creating a key pair.

Key pair

Two mathematically related cryptographic keys with the following properties.

- A message encrypted with one key can only be decrypted with the other.
- Even knowing one key, it is believed to be computationally infeasible to discover the other key.

Public cloud

Computing services provided by third-party providers over the public Internet.

Object identifier (OID)

A unique alphanumeric identifier registered under the ISO registration standard to reference a specific object or object class. In this document, OIDs uniquely identify certificates and cryptographic algorithms.

Online certificate status protocol (OCSP)

A protocol to validate certificate statuses in real time.

OCSP responder

A service that responds to certificate status requests with one of three responses.

- Valid
- Invalid
- Unknown

PKI certificate

A certificate issued pursuant to the PKIaaS Certification Practice Statement.

Private key

The sensitive key in the key pair protected by the subject and kept secret. The private key can:

- Create digital signatures.
- Decrypt data previously encrypted using the corresponding public key.

Public key

The non-sensitive key in the key pair. This key:

- Is submitted as part of a certificate signing request by the subscriber
- Is disclosed in the subsequently-issued certificate.

The public key can:

- Verify digital signatures created using the corresponding private key.
- Encrypt data meant for decryption with the corresponding private Keyk

Public key cryptography

A type of cryptography also known as asymmetric cryptography. This cryptography uses a key pair rather than a single key to secure data authentication and confidentiality.

Public key infrastructure (PKI)

The architecture, technology, practices, and procedures supporting a security system that uses certificates and public key cryptography.

Registration authority (RA)

An individual, organization or process responsible for verifying the identity of a subscriber.

Relying party

An individual or legal entity that relies on a certificate or any digital signature verified using that certificate.

Repository

An online system for storing and retrieving certificates and other information relevant to certificates, including certificate validity or revocation information.

Certificate revocation

A permanent invalidation of a certificate from a specific time onward. Revocation includes:

- listing the certificate in CRL.
- Preventing users from accessing the certificate once connected to the central infrastructure.

Request for comments (RFC)

A document series for communicating information about the Internet. Some RFCs are designated by the IAB (Internet Architecture Board) as Internet standards. Most RFCs document protocol specifications such as Telnet and FTP.

Root Certification Authority (Root CA)

A top-level CA. That is, a CA whose public key is not certified by another CA.

Subject

The individual, legal entity, organization, or device identified in a certificate. The subject holds the private key corresponding to the public Key in the certificate.

Subscriber

The person, legal entity, or organization that has applied for and has been issued a certificate. Before the identity verification and issuance of a certificate, a subscriber is an applicant.

Trusted Role

An employee or contractor with authorized access to or control over PKIaaS.

Validity period

The intended term of validity of a certificate, This period begins with the later of the following dates:

- The date of issuance stated in the "Issued On" certificate field.
- The date stated in the "Valid From" or "Activation" certificate fields.

The period ends with the earlier of two dates:

- The expiration date stated in the "Valid To" or "Expiry" certificate fields.
- The revocation date asserted in the CRL. This CRL is published in the distribution point within the certificate.

X.500

A series of computer networking standards covering electronic directory services such as:

- Directory access protocol (DAP)
- Directory system protocol (DSP)
- Directory information shadowing protocol (DISP)
- Directory operational bindings management protocol (DOP)

X.509

A standard issued by the ITU-T (Technical committee of the International Telecommunication Union) for public key certificates and certification path validation.

3 Ordering and activating PKIaaS

Follow the steps below to order and activate your PKIaaS account.

- [Placing an order](#)
- [Activating your Entrust Certificate Service Enterprise account](#)
- [Checking your PKIaaS inventory](#)
- [Activating Entrust TrustedCare \(optional\)](#)

Placing an order


Your Entrust Sales Representative usually helps you place orders based on your business needs. Alternatively, if you already have an Entrust Certificate Service Enterprise Account with eStore access, you can also order by yourself.

- [Purchasing enterprise bundles](#)
- [Purchasing services a la carte](#)

Purchasing enterprise bundles

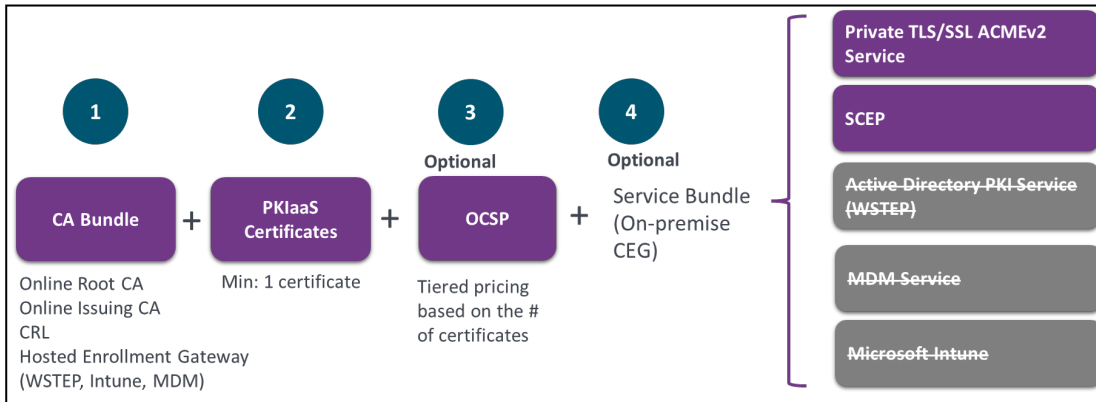
For most customers, we recommend buying the pre-packaged enterprise bundles according to the number of issuing CA and certificates, and whether an Entrust-managed offline root CA is required.

	Enterprise	Enterprise PRO
1k	<ul style="list-style-type: none"> • 1,000 certs • 1 CA Bundle (Online root & issuing) • Cloud Protocols (InTune, MDM, WSTEP, ACME) • 1 OSCP for 1,000 certs • Platinum Support 	<ul style="list-style-type: none"> • +1 Offline Root
10k	<ul style="list-style-type: none"> • 1,000 certs • 2 CA Bundle (Online root & issuing, Test/Prod) • Cloud Protocols (InTune, MDM, WSTEP, ACME) • 2 OSCP for 10,000 certs • Platinum Support 	<ul style="list-style-type: none"> • +1 Offline Root
100k	<ul style="list-style-type: none"> • 1,000 certs • 2 CA Bundle (Online root & issuing, Test/Prod) • Cloud Protocols (InTune, MDM, WSTEP, ACME) • 2 OSCP for 100,000 certs • Platinum Support 	<ul style="list-style-type: none"> • +1 Offline Root
1m	<ul style="list-style-type: none"> • 1,000,000 certs • 2 CA Bundle (Online root & issuing, Test/Prod) • Cloud Protocols (InTune, MDM, WSTEP, ACME) • 2 OSCP for 1,000,000 certs • Platinum Support 	<ul style="list-style-type: none"> • +1 Offline Root

 The cloud version of the ACME automation features has not yet been released.

Purchasing services a la carte

You can also purchase each Entrust PKIaaS service *à la carte* instead of [Purchasing enterprise bundles](#).



Orders for PKIaaS generally consist of the following.

- [PKIaaS CA bundles](#)
- [PKIaaS certificate licenses](#)
- [OCSP \(optional & recommended\)](#)
- [Enrollment service bundles \(optional for on-prem Enrollment Gateway\)](#)

PKIaaS CA bundles

Each PKIaaS CA bundle includes:

- A root CA license
- An issuing CA license
- An external root CA license for [Adding an issuing CA under an external root CA](#).
- A CRL instance for each CA
- All the pre-configured [Subscriber certificate profiles](#).
- Entrusted-hosted Enrollment Gateway for WSTEP, Intune, MDM,

You should purchase CA bundles based on how many issuing CAs you need. Specifically:

- PKIaaS only charges for the issuing CAs.
- An online root CA and a connection to an external root CA are free for each issuing CA purchased.

i See [Checking your PKIaaS inventory](#) for how to validate and track your inventory using the ECS Enterprise UI.

PKIaaS certificate licenses

PKIaaS certificate licenses are reusable within the terms of your contract.

- Each "normal" and "held" certificate requires one certificate license.
 - "normal" means certificates issued but not expired, suspended, or revoked.
 - "held" means a suspended certificate.
- A revoked or expired certificate returns the license to the certificate license inventory (the inventory refresh might be delayed by up to 30 minutes).

Purchase certificate licenses based on the certificates you want to issue.

- If you are bulk-renewing certificates (issuing new certificates before existing certificates are revoked or expire), you must purchase **2 times** the certificate licenses.
- You can also renew the certificates by batch; that way, you only need surplus license inventory to issue new certificates while the existing certificates are still active.

OCSP (optional & recommended)

If you want to use OCSP as your VA (Validation Authority) method, you must purchase the OCSP service for each CA that needs OCSP enabled. The pricing of the OCSP per CA is based on the volume of the certificates you purchased. A higher volume of certificates translates to a higher price for the OCSP service because the cost of the OCSP (queries and responses) is directly impacted by the number of certificates.

In many use cases, OCSP is not required or recommended; PKIaaS offers free CRL for each PKIaaS CA.

Enrollment service bundles (optional for on-prem Enrollment Gateway)

You can automate the following enrollment mechanisms when using Certificate Enrollment Gateway (CEG) software that needs to be deployed on your premises.

- ACME (Private SSL/TLS)
- SCEP

For these services, you get:

- Access to <https://trustedcare.entrust.com> for downloading the Entrust Certificate Enrollment Gateway software.
- An enrollment service license per issuing CA to activate a use case on Entrust Certificate Enrollment Gateway. See [Automating enrollment with an on-premises Enrollment Gateway](#) for details.

For example, each **PKIaaS WSTEP Enrollment Service Bundle** includes:

- The TrustedCare access to download the Certificate Enrollment Gateway software as described in [Activating Entrust TrustedCare \(optional\)](#).
- A license to activate the WSTEP protocol on the Certificate Enrollment Gateway software

i WSTEP, Intune, and MDM enrollment automation can be done directly on the ECS enterprise portal using Entrust Hosted Enrollment Gateway free of charge. A customer should only buy the on-premises Certificate Enrollment Gateway for the use case not supported by the Entrust-hosted solution yet, such as SCEP and ACME.

Activating your Entrust Certificate Service Enterprise account

When purchasing an Entrust Certificate Service (ECS) Enterprise account, you will receive a mail from auto-notice@entrust.com with the credentials and instructions to activate your account. For example:

Dear John Smith

You have received this email because you have been added as an administrator on an Entrust Certificate Services account (ECS), where you can create and manage your digital certificates. To start:

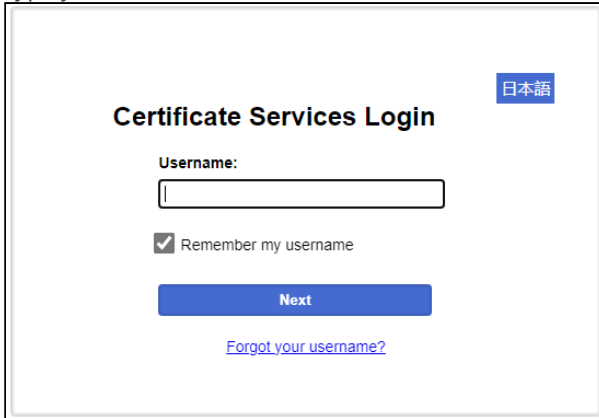
1. Log in to <https://cloud.entrust.net> with your username: john.smith@abc.com
2. Enter your temporary password: **XXXXXX**
3. Enter a new password.
4. Set up your second-factor authentication method and security questions.

5. Enter your One-Time Password (OTP) as sent to this email address.
6. Follow the directions on the ECS **Get Started** screen.

See below for how to activate your Entrust Certificate Service Enterprise account with these credentials.

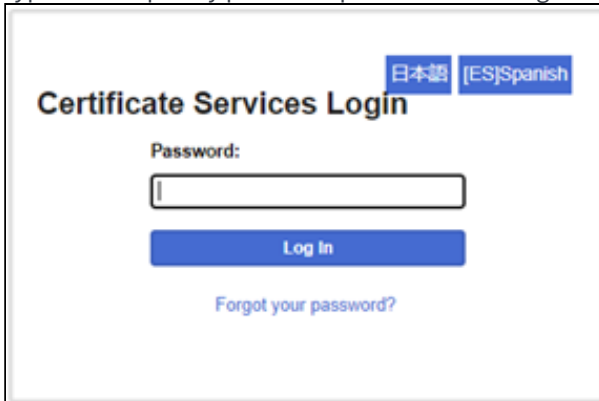
To activate an Entrust Certificate Service Enterprise account

1. Open your browser in the Entrust Certificate Services portal at cloud.entrust.net
2. Type your username and click **Next**.



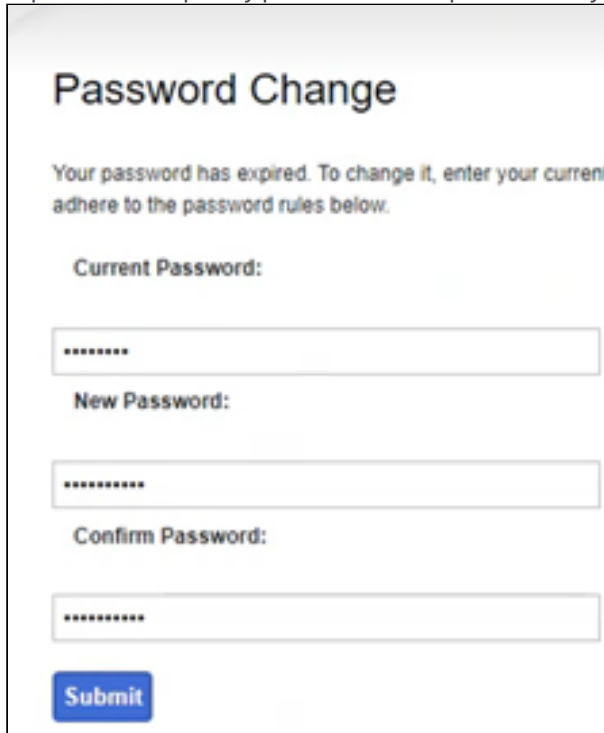
The screenshot shows the 'Certificate Services Login' page. At the top right, there is a language selector button labeled '日本語'. Below the title, there is a 'Username:' label followed by a text input field. Underneath the input field is a checked checkbox labeled 'Remember my username'. A blue button labeled 'Next' is positioned below the checkbox. At the bottom of the form area, there is a blue link that says 'Forgot your username?'.

3. Type the temporary password provided in the registration email and click **Log In**.



The screenshot shows the 'Certificate Services Login' page. At the top right, there are two language selector buttons: '日本語' and '[ES]Spanish'. Below the title, there is a 'Password:' label followed by a text input field. A blue button labeled 'Log In' is positioned below the input field. At the bottom of the form area, there is a blue link that says 'Forgot your password?'.

4. Replace the temporary password with a password of your choosing and click **Submit**.



Password Change

Your password has expired. To change it, enter your current password and a new password. All passwords must adhere to the password rules below.

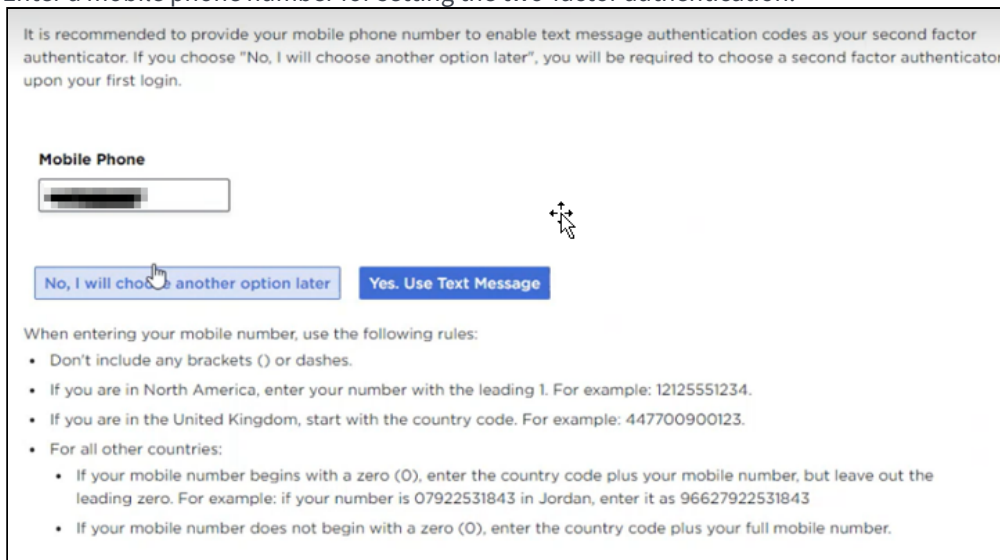
Current Password:

New Password:

Confirm Password:

Submit

5. Enter a mobile phone number for setting the two-factor authentication.



It is recommended to provide your mobile phone number to enable text message authentication codes as your second factor authenticator. If you choose "No, I will choose another option later", you will be required to choose a second factor authenticator upon your first login.

Mobile Phone

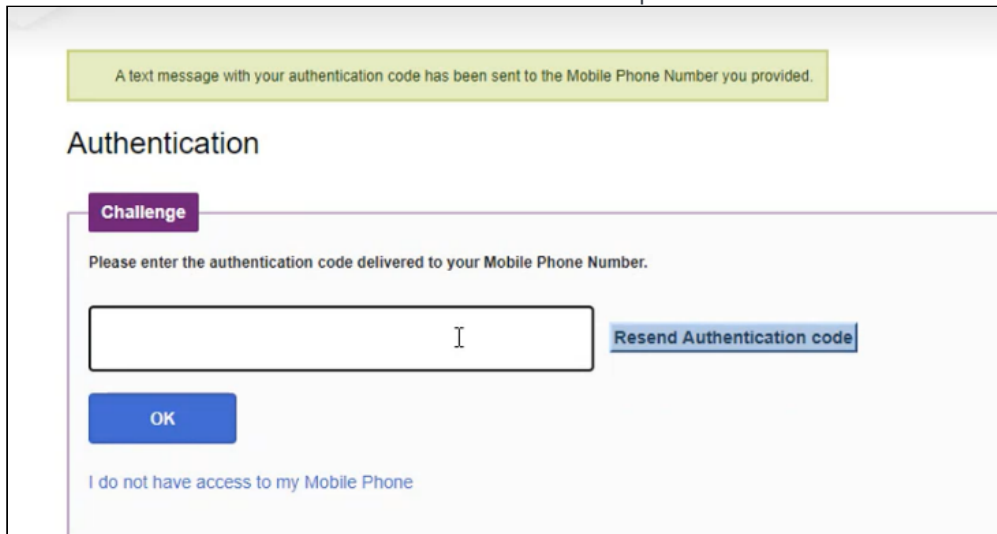
No, I will choose another option later **Yes. Use Text Message**

When entering your mobile number, use the following rules:

- Don't include any brackets () or dashes.
- If you are in North America, enter your number with the leading 1. For example: 12125551234.
- If you are in the United Kingdom, start with the country code. For example: 447700900123.
- For all other countries:
 - If your mobile number begins with a zero (0), enter the country code plus your mobile number, but leave out the leading zero. For example: if your number is 07922531843 in Jordan, enter it as 96627922531843
 - If your mobile number does not begin with a zero (0), enter the country code plus your full mobile number.

6. Click **Yes. Use Text Message**.

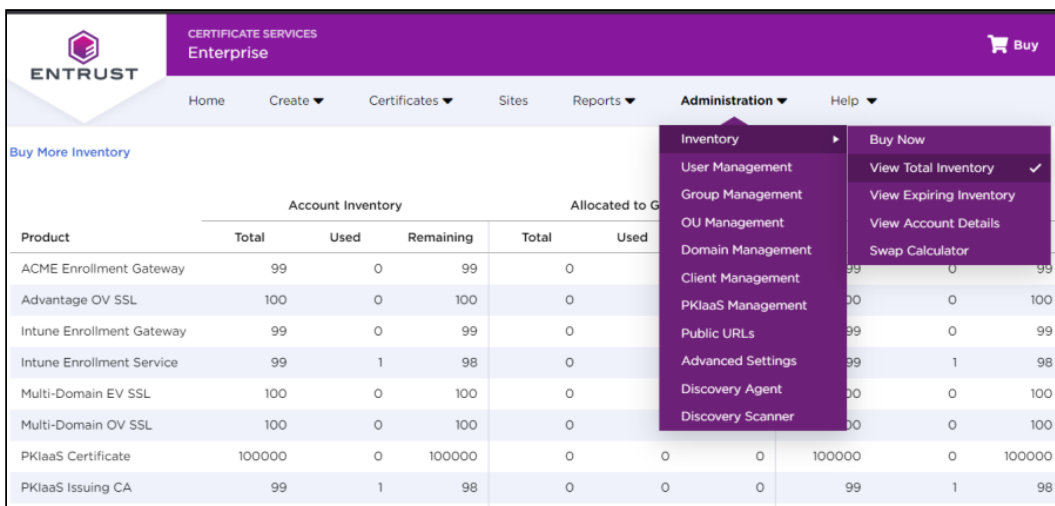
7. Enter the authentication code sent via SMS to the mobile phone and click **OK**.



! You will need the username, password, and a second-factor authentication code for your future Entrust Certificate Service Enterprise logins.

Checking your PKIaaS inventory

To check your PKIaaS inventory in Entrust Certificate Services (ECS), navigate to **Administration > Inventory > View Total Inventory**.



Product	Account Inventory			Allocated to G		
	Total	Used	Remaining	Total	Used	
ACME Enrollment Gateway	99	0	99	0		
Advantage OV SSL	100	0	100	0		
Intune Enrollment Gateway	99	0	99	0		
Intune Enrollment Service	99	1	98	0		
Multi-Domain EV SSL	100	0	100	0		
Multi-Domain OV SSL	100	0	100	0		
PKIaaS Certificate	100000	0	100000	0	0	0
PKIaaS Issuing CA	99	1	98	0	0	0

The inventory view is refreshed every 30 minutes and might not reflect the license consumption changes made within the 30 minutes window.

! Check that you have all the required licenses as discussed in [Ordering and activating PKIaaS](#).

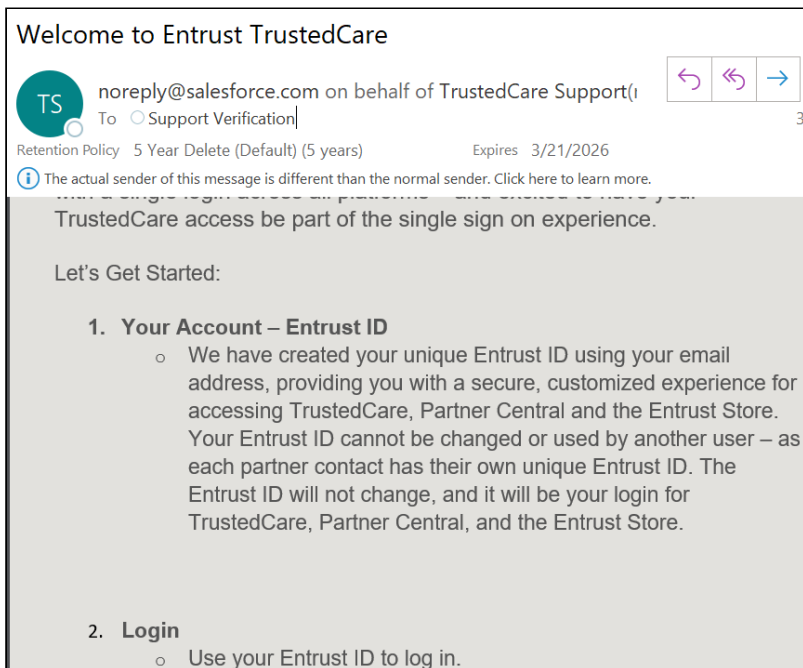
Activating Entrust TrustedCare (optional)

You only need an Entrust TrustCare account when you purchase one of the on-premises Certificate Enrollment Gateway (CEG) enrollment services.

- [TrustedCare credentials](#)
- [Certificate Enrollment Gateway download license](#)

TrustedCare credentials

TrustedCare allows you to download the purchased software and access detailed documentation. If you are a new customer and do not have access to Entrust TrustedCare, you will receive an email with instructions to set up your TrustedCare login at <https://trustedcare.entrust.com>.



The screenshot shows an email interface. At the top, it says "Welcome to Entrust TrustedCare". Below that is a header with a circular profile picture containing "TS", the email address "noreply@salesforce.com on behalf of TrustedCare Support()", and a "Support Verification" link. To the right are navigation arrows. Below the header, it shows "Retention Policy 5 Year Delete (Default) (5 years)" and "Expires 3/21/2026". A small information icon and text state: "The actual sender of this message is different than the normal sender. Click here to learn more." The main body of the email is shaded and contains the following text:

TrustedCare access be part of the single sign on experience.


Let's Get Started:


- 1. Your Account – Entrust ID**
 - We have created your unique Entrust ID using your email address, providing you with a secure, customized experience for accessing TrustedCare, Partner Central and the Entrust Store. Your Entrust ID cannot be changed or used by another user – as each partner contact has their own unique Entrust ID. The Entrust ID will not change, and it will be your login for TrustedCare, Partner Central, and the Entrust Store.
- 2. Login**
 - Use your Entrust ID to log in.

Certificate Enrollment Gateway download license

With the Certificate Enrollment Gateway purchase, you should also receive an email from SoftwareDistribution@entrust.com to notify you that you can access the Entrust Certificate Enrollment Gateway

software on TrustedCare.



Software Distribution
To:  **James@Gaz**

[Reply](#) [Reply All](#) [Forward](#)

Retention Policy: 5 Year Default (Default) (5 years) Expires: 10/14/2025

Dear [REDACTED],

Thank you for licensing Entrust software and continuing with the 'Layered Security' approach to enable success within your organization. We appreciate your business.

You have licensed the following Entrust software:

CERTIFICATE SELF-ENROLLMENT (CEM) AND CONTROL CAPABILITY WITH ENROLLMENT CERTIFICATE ENROLLMENT

You can download Entrust software using the following link:

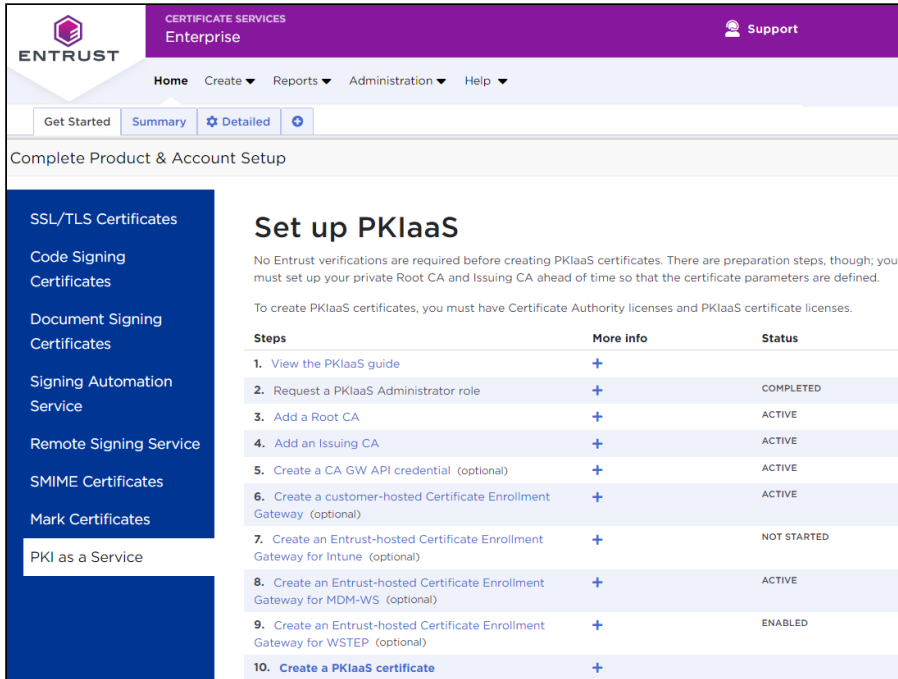
<https://trustedcare.entrust.com>

For any support issues please contact Entrust Support via telephone:
Platinum Customers: 1-877-754-7878 in North America or +1-613-270-3700 elsewhere
Silver & Gold Customers: 1-877-754-7878 in North America or +1-613-270-3715 elsewhere
Email: support@entrust.com

Now you can create your PKI hierarchy using ECS Enterprise, including automating your PKI use case using Certificate Enrollment Gateway, if desired.

4 PKIaaS setup wizard

Entrust Certificate Services Enterprise provides a **Set up PKIaaS** wizard to perform the main PKIaaS setup operations.



Set up PKIaaS

No Entrust verifications are required before creating PKIaaS certificates. There are preparation steps, though; you must set up your private Root CA and Issuing CA ahead of time so that the certificate parameters are defined.

To create PKIaaS certificates, you must have Certificate Authority licenses and PKIaaS certificate licenses.

Steps	More info	Status
1. View the PKIaaS guide	+	
2. Request a PKIaaS Administrator role	+	COMPLETED
3. Add a Root CA	+	ACTIVE
4. Add an Issuing CA	+	ACTIVE
5. Create a CA GW API credential (optional)	+	ACTIVE
6. Create a customer-hosted Certificate Enrollment Gateway (optional)	+	ACTIVE
7. Create an Entrust-hosted Certificate Enrollment Gateway for Intune (optional)	+	NOT STARTED
8. Create an Entrust-hosted Certificate Enrollment Gateway for MDM-WS (optional)	+	ACTIVE
9. Create an Entrust-hosted Certificate Enrollment Gateway for WSTEP (optional)	+	ENABLED
10. Create a PKIaaS certificate	+	

To display this wizard:

1. Click **Home** in the menu bar.
2. Select the **Get Started** tab.
3. Click **PKIaaS** in the sidebar.

See below for the operations provided by this wizard.

#	Step	Section of this document
1	View the PKIaaS guide	All
2	Request a PKIaaS Administrator role	Role-Based Access Control
3	Add a root CA	Creating an online root CA
4	Add an issuing CA	Creating an issuing CA under an online root CA
5	Create a CA Gateway API credential	Generating CA Gateway credentials
6	Create a customer-hosted Certificate Enrollment Gateway	Automating enrollment with an on-premises Enrollment Gateway

#	Step	Section of this document
7	Create an Entrust-hosted Certificate Enrollment Gateway for Intune	Automating Intune enrollment with an Entrust-hosted Enrollment Gateway
8	Create an Entrust-hosted Certificate Enrollment Gateway for MDM-WS	Automating MDM enrollment with an Entrust-hosted Enrollment Gateway
9	Create an Entrust-hosted Certificate Enrollment Gateway for WSTEP	Automating Windows Auto Enrollment (WSTEP) with an Entrust-hosted Enrollment Gateway
10	Create a PKIaaS certificate	Issuing certificates

5 Role-Based Access Control


See below for how to manage PKIaaS user roles in Entrust Certificate Services (ECS).

- [User types with PKIaaS roles](#)
- [Creating a user with PKIaaS roles](#)
- [Granting PKIaaS roles to existing users](#)

User types with PKIaaS roles

Entrust Certificate Services (ECS) Enterprise offers various user types; however, only the following users can assume PKIaaS roles.

- [Super Admin](#)
- [Requester](#)

 Do not create Sub Admin or Singer users, as these users are only for public SSL service.


Super Admin

Super Admin users can do the following.

- When granted the User Management role:
 - Add, remove, and manage users
 - Assign PKIaaS roles to users.
- Conduct all the activities for the public SSL service.

Requester

As explained in the [Certificate Services Enterprise guide](#), Requester users can perform PKIaaS operations based on the roles granted to them by Super Admin users.

 At this moment, you can only create a Requester user if you have a public SSL certificate offering. Choose this user type if you use the Entrust public SSL certificate service and want to give an SSL requester the PKIaaS role to conduct private trust activities.


Creating a user with PKIaaS roles

See below for adding a new user and granting the corresponding roles.

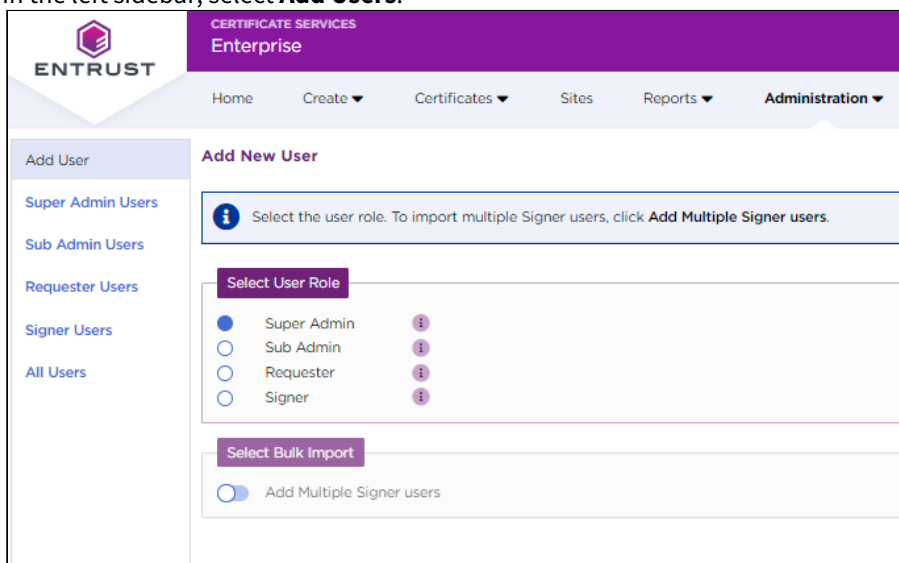
To add a new user with PKIaaS roles

1. Log into Entrust Certificate Services as a Super Admin with the User Management role.

2. Navigate to **Administration > User Management**.

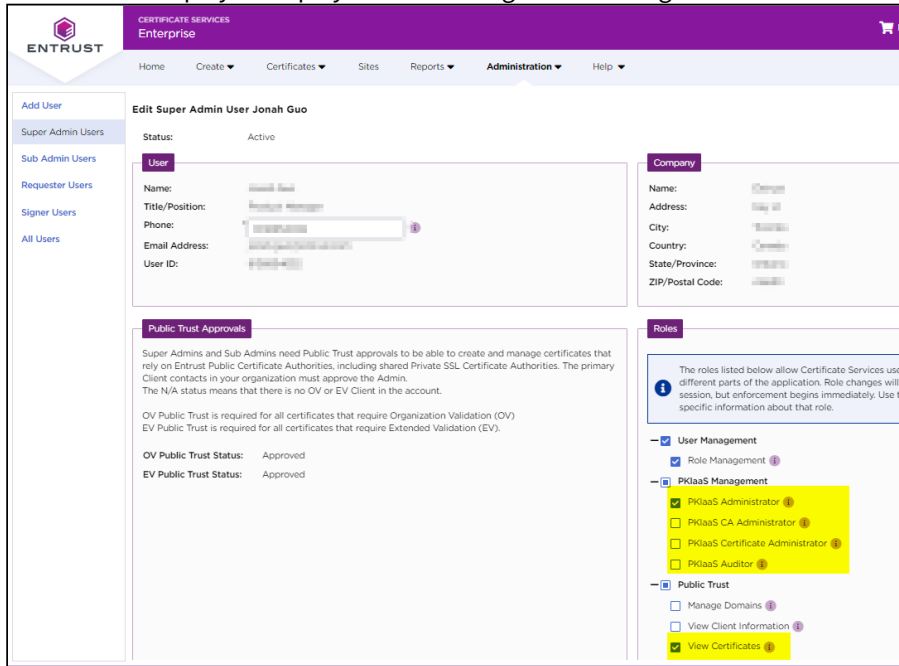


3. In the left sidebar, select **Add Users**.




4. Select the **Super Admin** or **Requester** user types described in [User types with PKIaaS roles](#).

5. Click **Next** to display to display the user configuration dialog.



6. Fill in the **User** and **Company** forms.
7. Under **Roles**, click **Public Trust** and ensure **View Certificates** is enabled so the user can access the **Certificate** tab and browse PKIaaS certificates.
8. Under **Roles**, click **PKIaaS Management** and select or deselect the PKIaaS roles.
 - PKIaaS Administrator
 - PKIaaS CA Administrator
 - PKIaaS Certificate Administrator
 - PKIaaS Auditor

See the below table for the permissions granted to each of these roles.

 The **Certificates** category requires enabling the **View Certificates** role as explained above.

Category	Permission	PKIaaS Administrator	PKIaaS CA Administrator	PKIaaS Certificate Administrator	PKIaaS Auditor
CA	View all private CAs	✓	✓	✓	✓
	Export to Excel	✓	✓	✓	✓
	Download CA Certificates	✓	✓	✓	✗
	Create CA	✓	✓	✗	✗
	Configure CA	✓	✓	✗	✗


Category	Permission	PKIaaS Administrator	PKIaaS CA Administrator	PKIaaS Certificate Administrator	PKIaaS Auditor
	Delete CA	✓	✓	✗	✗
CA Gateway	View existing CA Gateway credentials	✓	✓	✓	✓
	Download CA Gateway credentials	✓	✗	✓	✗
	Generate CA Gateway credentials	✓	✗	✓	✗
	Remove CA Gateway credentials	✓	✗	✓	✗
Enrollment Gateway	View Enrollment Gateway	✓	✓	✓	✓
	Add Enrollment Gateway	✓	✓	✗	✗
	Update Enrollment Gateway	✓	✓	✗	✗
	Remove Enrollment Gateway	✓	✓	✗	✗
Certificates	Create certificates from root or issuing CA	✓	✗	✓	✗
	View PKIaaS certificates	✓	✓	✓	✓
	Export to Excel	✓	✓	✓	✓
	Export certificates	✓	✓	✓	✗
	Revoke PKIaaS certificates	✓	✗	✓	✗

Granting PKIaaS roles to existing users

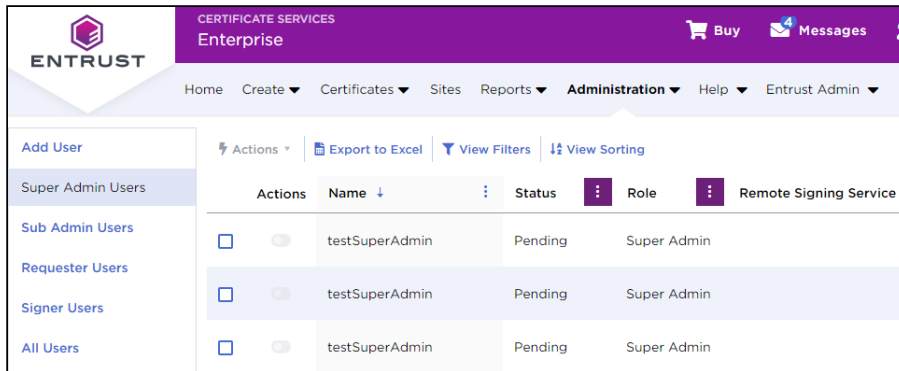
See below for granting roles to an existing PKIaaS user.

To granting PKIaaS roles to an existing user

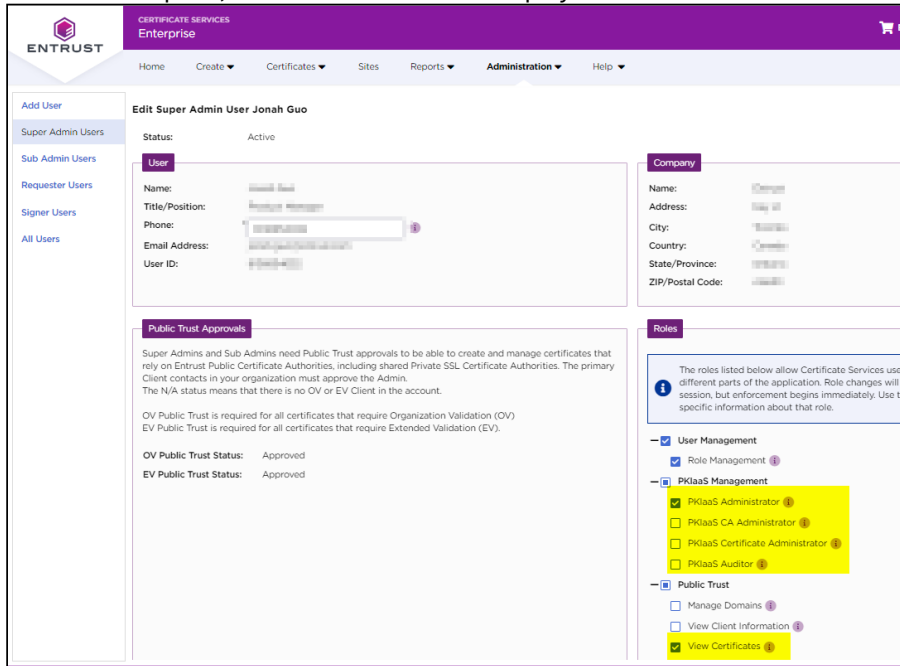
1. Log into Entrust Certificate Services as a Super Admin with the User Management role.
2. Navigate to **Administration > User Management**.



3. In the left sidebar, select **Super Admin Users** or **Requester Users** types described in [User types with PKIaaS roles](#).



- In the content pane, click on a user name to display the user details.



The screenshot shows the 'Edit Super Admin User' page for 'Jonah Guo'. The interface includes a navigation menu on the left with options like 'Add User', 'Super Admin Users', 'Sub Admin Users', 'Requester Users', 'Signer Users', and 'All Users'. The main content area is divided into several sections:

- User Information:** Fields for Name, Title/Position, Phone, Email Address, and User ID.
- Company Information:** Fields for Name, Address, City, Country, State/Province, and ZIP/Postal Code.
- Public Trust Approvals:** A section explaining that Super Admins and Sub Admins need Public Trust approvals. It lists 'OV Public Trust Status: Approved' and 'EV Public Trust Status: Approved'.
- Roles:** A list of roles with checkboxes. The 'PKIaaS Management' and 'Public Trust' sections are expanded. Under 'PKIaaS Management', 'PKIaaS Administrator' is checked. Under 'Public Trust', 'View Certificates' is checked.

- Under **Roles**, select the **PKIaaS Management** and **Public Trust** roles already described in [Creating a user with PKIaaS roles](#).

6 Managing CAs with Entrust Certificate Services Enterprise

Once logged into Entrust Certificate Services (ECS) Enterprise, you can manage your Certification Authority (CA) hierarchy as follows.

- Creating an online root CA
- Creating an issuing CA under an online root CA
- Selecting the certificate profiles of a CA
- Creating an external subordinate CA
- Adding an external root CA
- Adding an issuing CA under an external root CA
- Downloading a CA certificate
- Deleting a CA

⚠ Ensure you have enough inventory before creating a CA.

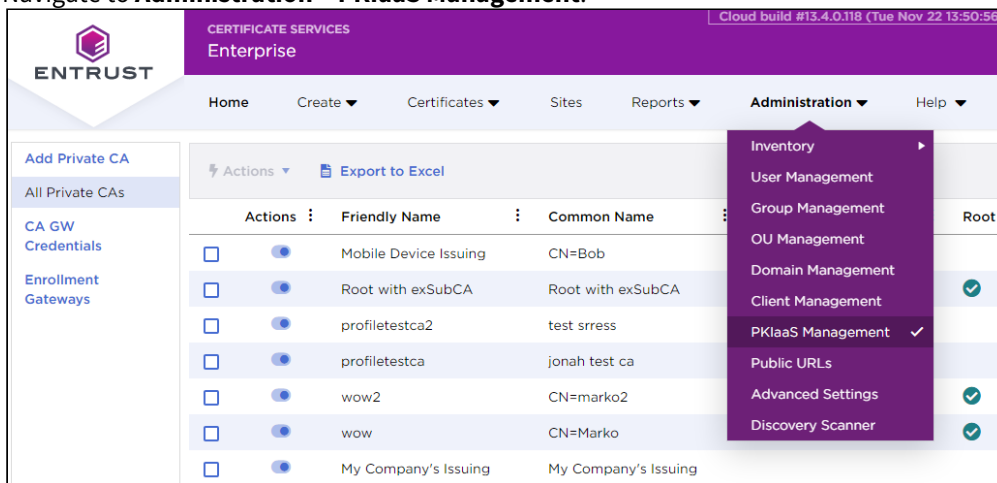
Creating an online root CA

See below for how to create an online root CA for your PKIaaS CA hierarchy.

ℹ Alternatively, you can add your own root CA as explained in [Adding an external root CA](#).

To create an online root CA

1. Navigate to **Administration > PKIaaS Management**.

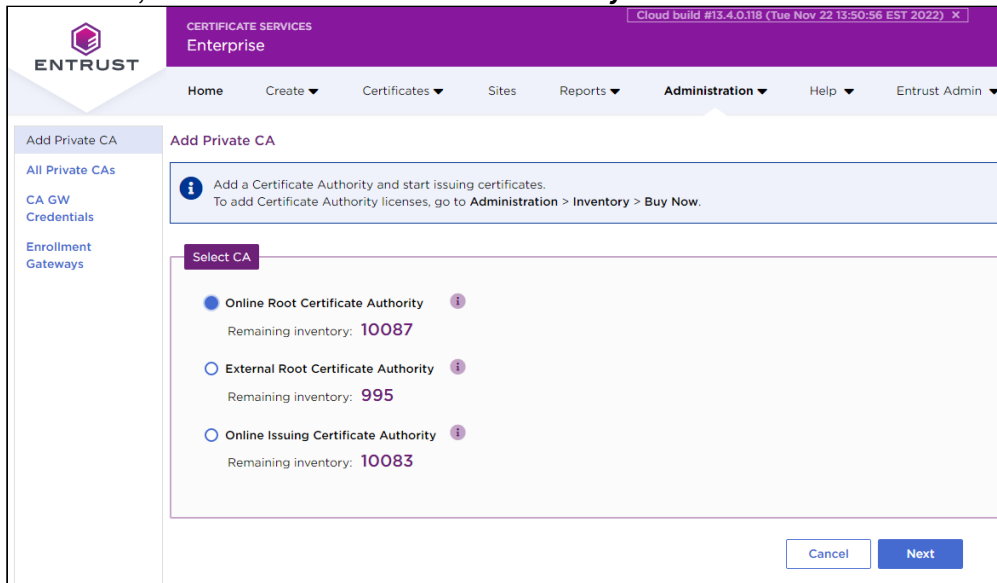


The screenshot shows the Entrust Certificate Services Enterprise Administration interface. The top navigation bar includes 'Home', 'Create', 'Certificates', 'Sites', 'Reports', 'Administration', and 'Help'. The 'Administration' menu is expanded, showing options like 'Inventory', 'User Management', 'Group Management', 'OU Management', 'Domain Management', 'Client Management', 'PKIaaS Management' (which is selected), 'Public URLs', 'Advanced Settings', and 'Discovery Scanner'. The main content area displays a table of Private CAs with columns for 'Actions', 'Friendly Name', and 'Common Name'. The table lists several CAs, including 'Mobile Device Issuing', 'Root with exSubCA', 'profiletestca2', 'profiletestca', 'wow2', 'wow', and 'My Company's Issuing'. The 'Root with exSubCA' entry is highlighted.

Actions	Friendly Name	Common Name	Root
<input type="checkbox"/>	Mobile Device Issuing	CN=Bob	
<input type="checkbox"/>	Root with exSubCA	Root with exSubCA	
<input type="checkbox"/>	profiletestca2	test srress	<input checked="" type="checkbox"/>
<input type="checkbox"/>	profiletestca	jonah test ca	
<input type="checkbox"/>	wow2	CN=marko2	
<input type="checkbox"/>	wow	CN=Marko	
<input type="checkbox"/>	My Company's Issuing	My Company's Issuing	

2. In the side pane, click **Add Private CA**.

3. In **Select CA**, choose **Online Root Certificate Authority**.



ENTRUST CERTIFICATE SERVICES Enterprise Cloud build #13.4.0.118 (Tue Nov 22 13:50:56 EST 2022) X

Home Create Certificates Sites Reports Administration Help Entrust Admin

Add Private CA **Add Private CA**

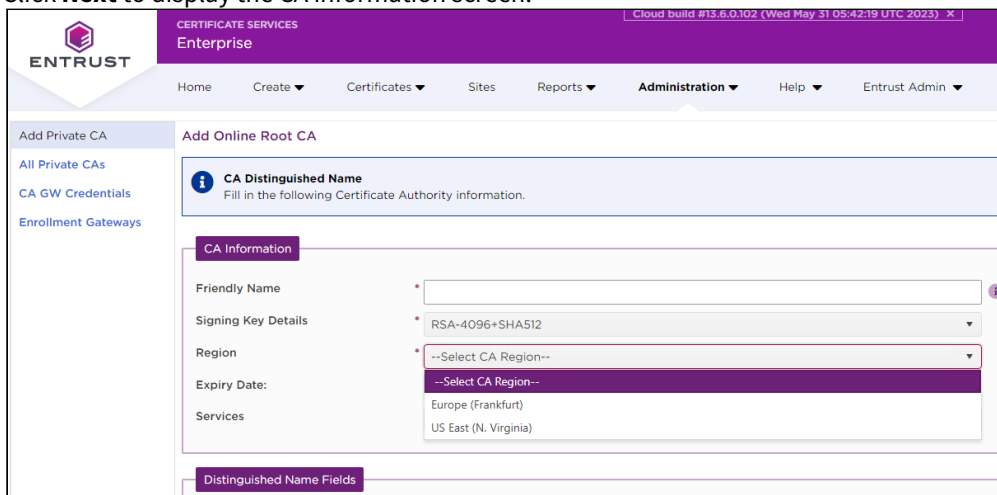
All Private CAs
CA GW Credentials
Enrollment Gateways

Select CA

- Online Root Certificate Authority** i
Remaining inventory: **10087**
- External Root Certificate Authority** i
Remaining inventory: **995**
- Online Issuing Certificate Authority** i
Remaining inventory: **10083**

Cancel Next

4. Click **Next** to display the CA information screen.



ENTRUST CERTIFICATE SERVICES Enterprise Cloud build #13.6.0.102 (Wed May 31 05:42:19 UTC 2023) X

Home Create Certificates Sites Reports Administration Help Entrust Admin

Add Private CA **Add Online Root CA**

All Private CAs
CA GW Credentials
Enrollment Gateways

CA Distinguished Name
Fill in the following Certificate Authority information.

CA Information

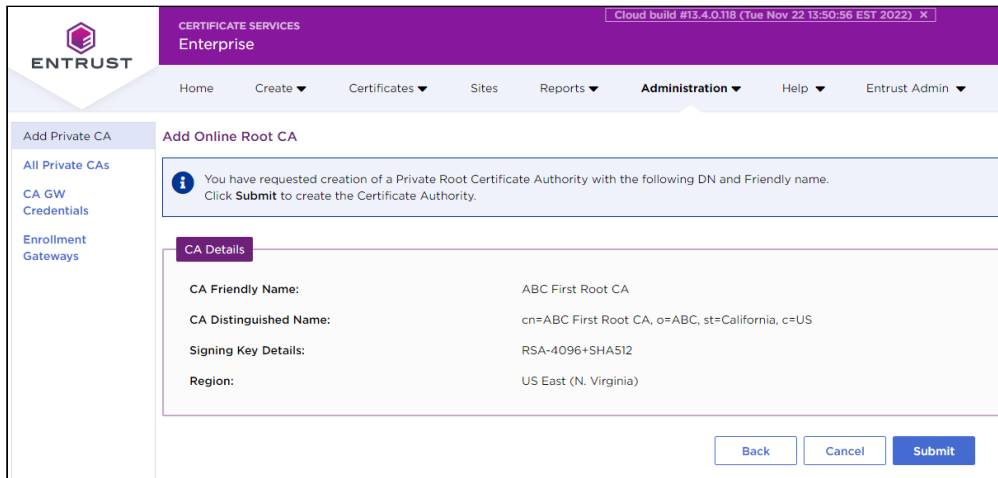
Friendly Name
Signing Key Details **RSA-4096+SHA512**
Region **--Select CA Region--**
Expiry Date: **--Select CA Region--**
Services **Europe (Frankfurt)**
US East (N. Virginia)

Distinguished Name Fields

5. Enter the values described below.

- **Friendly Name**
- **Signing Key Details**
- **Region**
- **Expiry Date**
- **Services**
- **Service Profiles**
- **Distinguished Name Fields**

6. Click **Next** and review the CA information.



CERTIFICATE SERVICES
Enterprise

Home Create Certificates Sites Reports Administration Help Entrust Admin

Add Private CA Add Online Root CA

All Private CAs
CA GW Credentials
Enrollment Gateways

You have requested creation of a Private Root Certificate Authority with the following DN and Friendly name.
Click **Submit** to create the Certificate Authority.

CA Details

CA Friendly Name:	ABC First Root CA
CA Distinguished Name:	cn=ABC First Root CA, o=ABC, st=California, c=US
Signing Key Details:	RSA-4096+SHA512
Region:	US East (N. Virginia)

Back Cancel Submit

7. Click **Submit**.

8. In the confirmation request, click **OK** to start the CA creation process.

9. When the CA creation completes, check the CA details in the CA grid view.

10. Refresh the grid. You will notice that the status changes to **Active**.

Friendly Name

Enter an informal name for the new CA.

Mandatory: Yes.

Signing Key Details

Select one of the algorithms described in [Certification Authority instantiation](#).

Mandatory: Yes.

Region

Select the region in which the CA will be hosted.

 The region of the root CA decides the region of the issuing CA.

Mandatory: Yes.

Expiry Date

Select the expiry date for the CA certificate. Use the date picker or enter a date in the following format.

mm/dd/yyyy

Mandatory: No. If you do not assign a specific expiry date, the expiry period defaults to 20 years for root CAs.

Services

Select a predefined set of certificate profiles.

For online root CAs, the current PKIaaS version only supports the **External Sub-CA profile set.**

Mandatory: No.

Service Profiles

Select the certificate profiles you want to enable in the root CA. See the following table for the certificate profiles included in each service.

Service	Service Profiles
External Sub-CA	External subordinate CA certificate profiles

Mandatory: No.

Distinguished Name Fields

Enter a value for each field in the Distinguished Name of the CA certificate.


Mandatory: Only the **Common Name** certificate field.

Creating an issuing CA under an online root CA

See below for how to create an issuing CA after [Creating an online root CA](#).

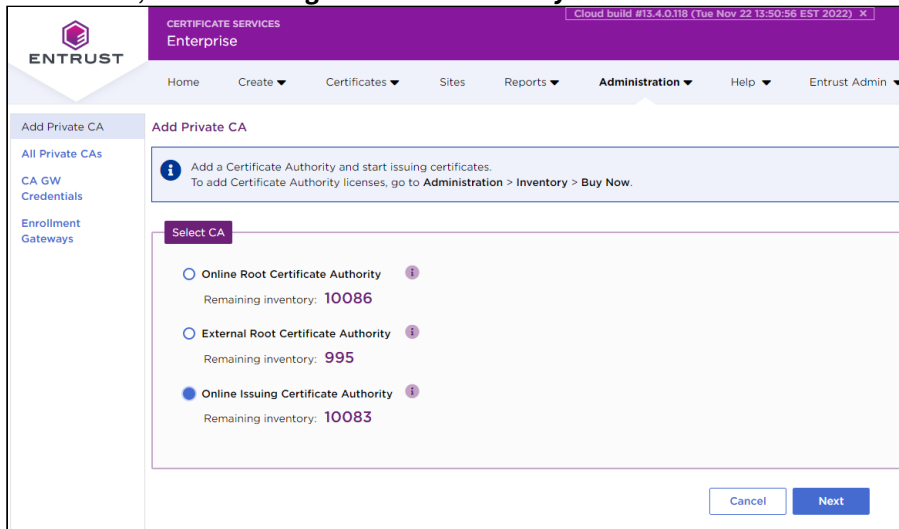
To create an issuing CA

1. Navigate to **Administration > PKIaaS Management**.

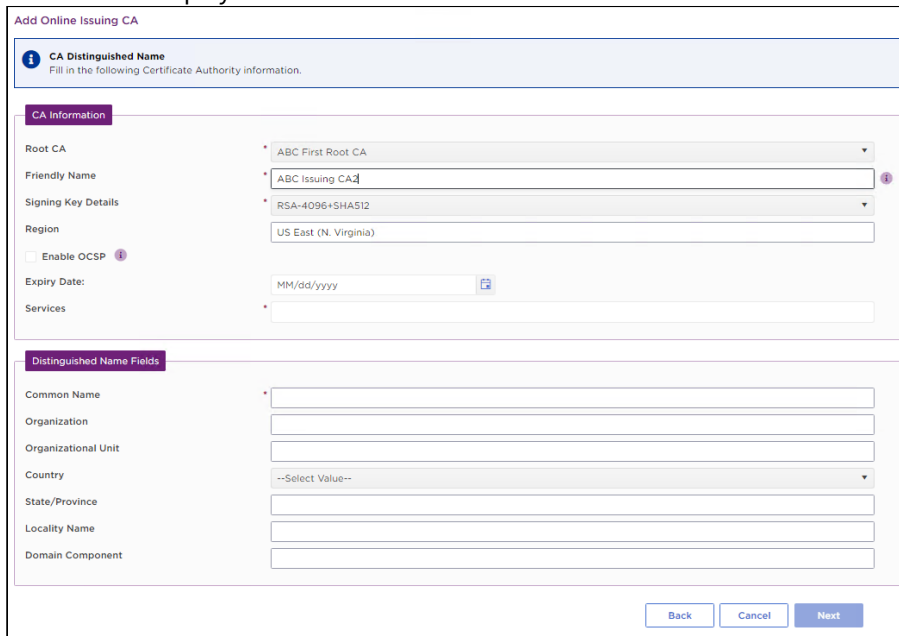


2. In the side pane, click **Add Private CA**.

3. In **Select CA**, choose **Issuing Certificate Authority**.



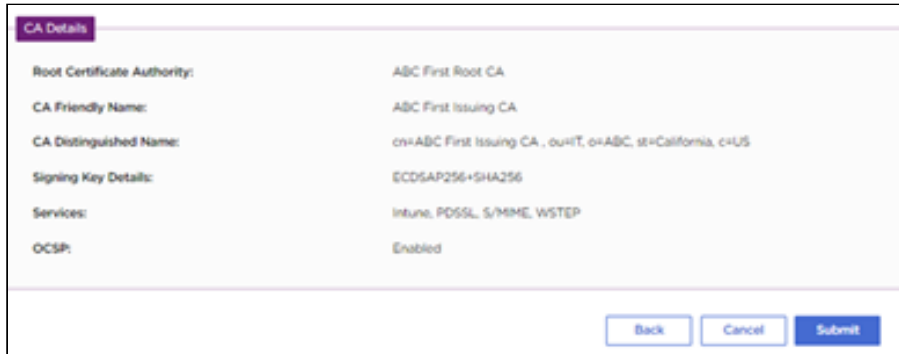
4. Click **Next** to display the **CA Information** screen.



5. Enter the values described below.

- Root CA
- Friendly Name
- Signing Key Details
- Region
- Enable OCSP
- Expiry Date
- Services
- Service Profiles
- Distinguished Name Fields

- Click **Next** to review the CA information.



CA Details	
Root Certificate Authority:	ABC First Root CA
CA Friendly Name:	ABC First Issuing CA
CA Distinguished Name:	cn=ABC First Issuing CA, ou=IT, o=ABC, st=California, c=US
Signing Key Details:	ECDSA256+SHA256
Services:	Intune, PDSSL, S/MIME, WSTEP
OCSP:	Enabled

Buttons: Back, Cancel, Submit

- Click **Submit**.
- In the confirmation request, click **OK** to start the CA creation process.
- When the CA creation completes, check the CA details in the CA grid view.
- Refresh the grid. You will notice that the status changes to **Active**.

Root CA

Select the CA created in [Creating an online root CA](#).

Mandatory: Yes.

Friendly Name

Enter an informal name for the new CA.

Mandatory: Yes.


Signing Key Details

Select one of the algorithms described in [Certification Authority instantiation](#).

Mandatory: Yes.

Region

This view-only field displays the region of the root CA.

 You cannot change the region for an issuing CA. The region of the issuing CA will be decided by the region of the root CA that signs the issuing CA.

Enable OCSP

Check box if you want to enable OCSP for this issuing CA.


 You cannot change this setting after provisioning the CA.

Mandatory: No.

Expiry Date

Select the expiry date for the CA certificate. Use the date picker or enter a date in the following format.

mm/dd/yyyy

 The expiry date of an issuing CA must be earlier than the expiry date of the root CA.

Mandatory: No. If you do not assign a specific expiry date, the expiry period defaults to 10 years for issuing CAs.

Services

Select a predefined set of certificate profiles. For example,

- Select **Intune** for [Automating Intune enrollment with an Entrust-hosted Enrollment Gateway](#).
- Select **Active Directory** for [Automating enrollment with an on-premises Enrollment Gateway and WSTEP](#).

Service Profiles

In this field:

1. Click **+** to display the profiles supported by each service.
2. Activate or deactivate each profile by checking or unchecking the corresponding box.



See below for a reference of the supported profiles.

- [Active Directory \(WSTEP\) certificate profiles](#)
- [CMPv2 certificate profiles](#)
- [Code signing certificate profile](#)
- [eSIM certificate profiles](#)
- [EST certificate profiles](#)
- [External subordinate CA certificate profiles](#)
- [Intune certificate profiles](#)
- [MDMWS certificate profiles](#)
- [Mobile device certificate profile](#)
- [Multiuse certificate profiles](#)

- Private SSL (ACMEv2) certificate profiles
- S_MIME certificate profiles
- SCEP certificate profiles
- Smartcard certificate profiles
- V2G certificate profiles

Mandatory: No.

Distinguished Name Fields

Enter a value for each field in the Distinguished Name of the CA certificate.

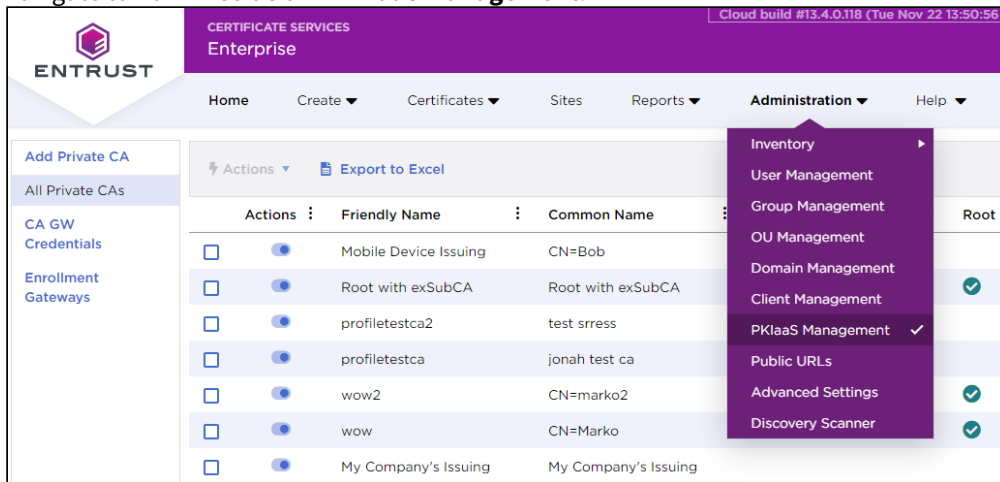
Mandatory: Only the **Common Name** certificate field.

Selecting the certificate profiles of a CA

After [Creating an issuing CA under an online root CA](#), you can edit the CA settings to select or deselect certificate profiles.

To select the certificate profiles of a CA

1. Navigate to **Administration > PKIaaS Management**.

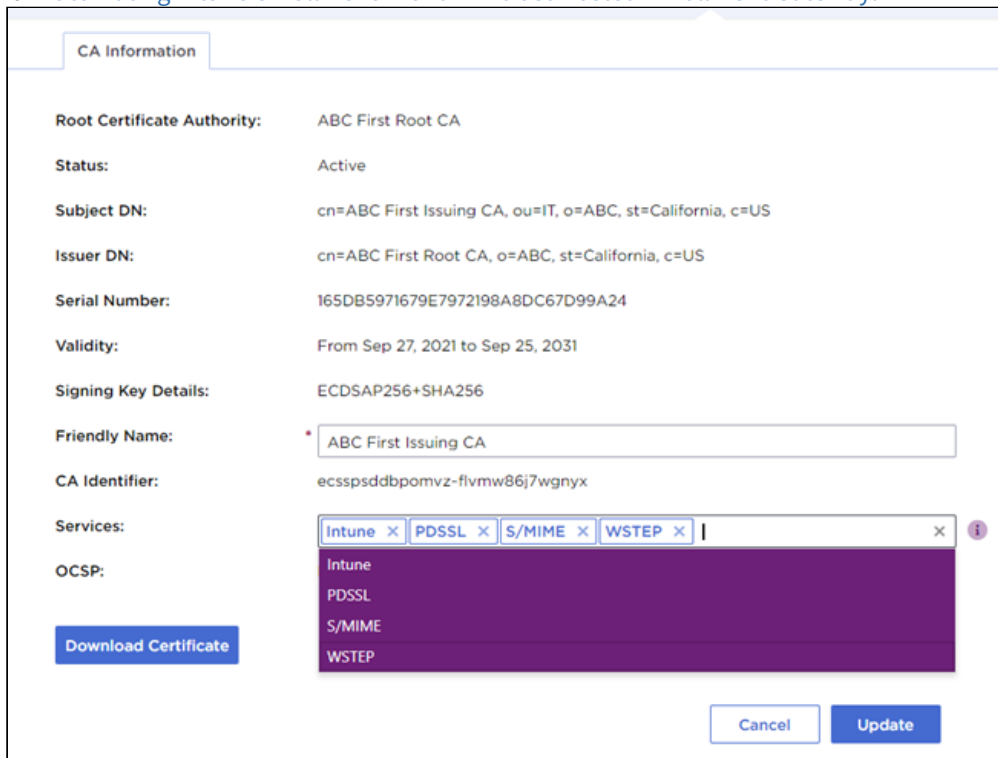


The screenshot shows the Entrust Enterprise Administration interface. The top navigation bar includes 'Home', 'Create', 'Certificates', 'Sites', 'Reports', 'Administration', and 'Help'. The 'Administration' menu is open, showing options like 'Inventory', 'User Management', 'Group Management', 'OU Management', 'Domain Management', 'Client Management', 'PKIaaS Management' (which is selected with a checkmark), 'Public URLs', 'Advanced Settings', and 'Discovery Scanner'. Below the navigation, there is a table of Private CAs with columns for 'Actions', 'Friendly Name', and 'Common Name'. The table lists several CAs, including 'Mobile Device Issuing', 'Root with exSubCA', 'profiletestca2', 'profiletestca', 'wow2', 'wow', and 'My Company's Issuing'.

Actions	Friendly Name	Common Name
<input type="checkbox"/>	Mobile Device Issuing	CN=Bob
<input type="checkbox"/>	Root with exSubCA	Root with exSubCA
<input type="checkbox"/>	profiletestca2	test srress
<input type="checkbox"/>	profiletestca	jonah test ca
<input type="checkbox"/>	wow2	CN=marko2
<input type="checkbox"/>	wow	CN=Marko
<input type="checkbox"/>	My Company's Issuing	My Company's Issuing

2. Click a CA row in the grid to open the CA details.

- In the **Services** field, select one or more predefined sets of certificate profiles. For example, select **Intune** for Automating Intune enrollment with an Entrust-hosted Enrollment Gateway.

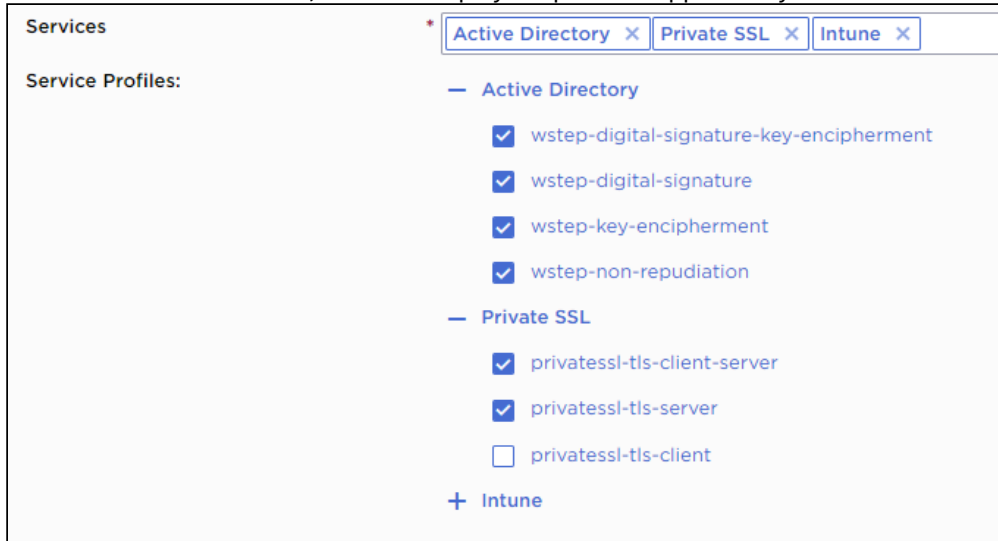


The screenshot shows the 'CA Information' tab of a configuration interface. It displays the following details for a Root Certificate Authority:

- Root Certificate Authority:** ABC First Root CA
- Status:** Active
- Subject DN:** cn=ABC First Issuing CA, ou=IT, o=ABC, st=California, c=US
- Issuer DN:** cn=ABC First Root CA, o=ABC, st=California, c=US
- Serial Number:** 165DB5971679E7972198A8DC67D99A24
- Validity:** From Sep 27, 2021 to Sep 25, 2031
- Signing Key Details:** ECDSA256+SHA256
- Friendly Name:** ABC First Issuing CA
- CA Identifier:** ecsspsddbpmvz-flvmw86j7wgnyx
- Services:** A dropdown menu is open, showing 'Intune', 'PDSSL', 'S/MIME', and 'WSTEP' as options. 'Intune' is currently selected.
- OCSP:** (Field is empty)

At the bottom of the form, there are three buttons: 'Download Certificate', 'Cancel', and 'Update'.

- In the **Service Profiles** field, click **+** to display the profiles supported by each service.



The screenshot shows the 'Service Profiles' field with three services selected: 'Active Directory', 'Private SSL', and 'Intune'. The profiles for each service are listed below:

- Active Directory:**
 - wstep-digital-signature-key-encipherment
 - wstep-digital-signature
 - wstep-key-encipherment
 - wstep-non-repudiation
- Private SSL:**
 - privatessl-tls-client-server
 - privatessl-tls-server
 - privatessl-tls-client
- Intune:** (Currently collapsed, indicated by a '+' icon)

- Activate or deactivate each profile by checking or unchecking the corresponding box. See below for a profile reference.
 - Active Directory (WSTEP) certificate profiles
 - CMPv2 certificate profiles
 - Code signing certificate profile
 - eSIM certificate profiles
 - EST certificate profiles
 - External subordinate CA certificate profiles

- [Intune certificate profiles](#)
- [MDMWS certificate profiles](#)
- [Mobile device certificate profile](#)
- [Multiuse certificate profiles](#)
- [Private SSL \(ACMEv2\) certificate profiles](#)
- [S_MIME certificate profiles](#)
- [SCEP certificate profiles](#)
- [Smartcard certificate profiles](#)
- [V2G certificate profiles](#)

6. Click **Update** to finalize your changes.

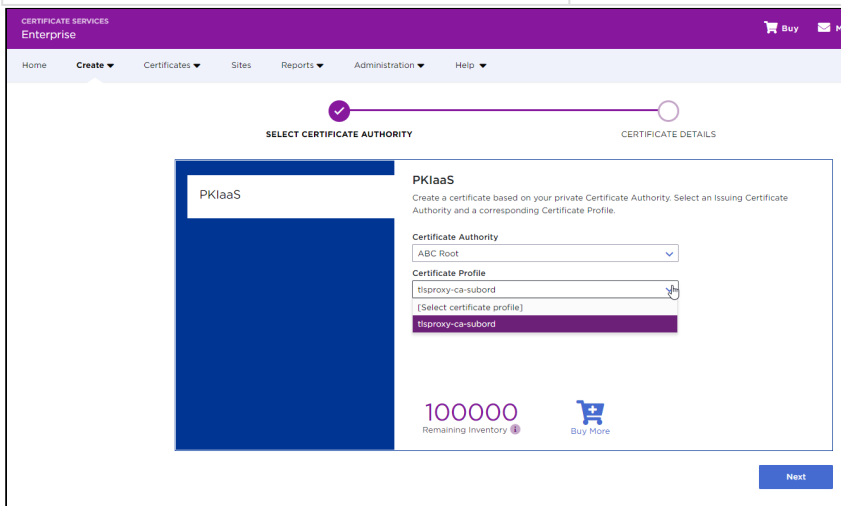
Creating an external subordinate CA

PKIaaS root CA currently supports two types of subordinate Certification Authorities (CAs):

- TLS Proxy CA.
- Azure Firewall Subordinate CA.

To create an external subordinate CA, follow the steps described in [Issuing certificates](#). The only difference from creating an end-entity certificate is you should select the following values.

Field	Value
Certificate Authority	Select an online root CA with the External Sub-CA service. See Creating an online root CA for how to create this CA.
Certificate Profile	Select one of the External subordinate CA certificate profiles .



i An external subordinate CA issued by a PKIaaS root CA only consumes one PKIaaS Certificate license. Entrust does not charge for the certificates issued by an external subordinate CA because those certificates are considered external and not using the PKIaaS infrastructure.

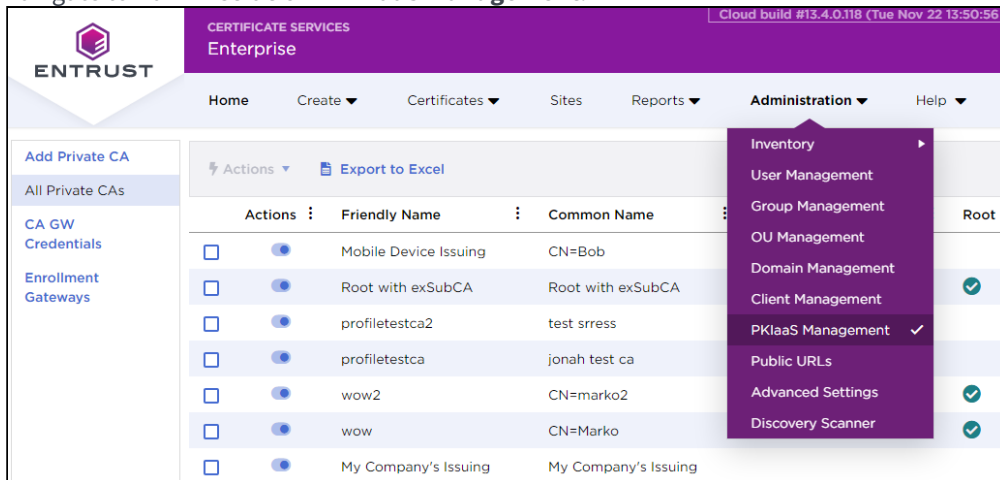
Adding an external root CA

If you want to leverage PKIaaS issuing CAs while maintaining the root of trust within your organization, PKIaaS allows you to sign an issuing CA using a non-PKIaaS root CA you owned.

i For this use case, you must add your external root CA certificate in ECS Enterprise before adding an issuing CA (as explained in [Adding an issuing CA under an external root CA](#)).

To add an external root CA

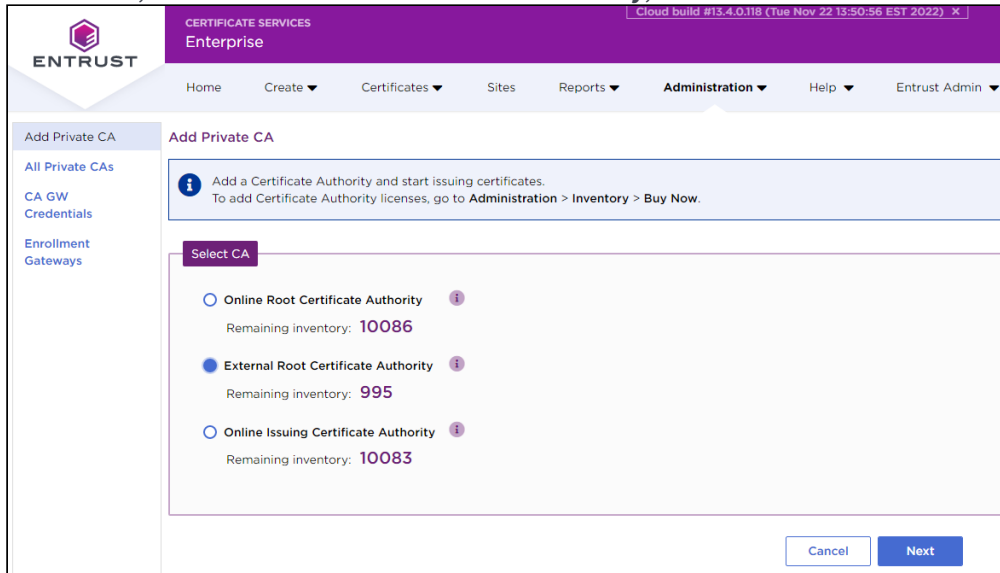
1. Navigate to **Administration > PKIaaS Management**.



The screenshot shows the Entrust Enterprise Administration interface. The 'Administration' dropdown menu is open, highlighting 'PKIaaS Management'. Below the menu, a table lists various Certificate Authorities (CAs) with columns for 'Actions', 'Friendly Name', and 'Common Name'. The 'Root with exSubCA' entry is highlighted.

Actions	Friendly Name	Common Name
<input type="checkbox"/>	Mobile Device Issuing	CN=Bob
<input type="checkbox"/>	Root with exSubCA	Root with exSubCA
<input type="checkbox"/>	profiletestca2	test srress
<input type="checkbox"/>	profiletestca	jonah test ca
<input type="checkbox"/>	wow2	CN=marko2
<input type="checkbox"/>	wow	CN=Marko
<input type="checkbox"/>	My Company's Issuing	My Company's Issuing

2. In the side pane, click **Add Private CA**.
3. In **Select CA**, choose **External Root Certificate Authority**, and click **Next**.



The screenshot shows the 'Add Private CA' wizard in the Entrust Enterprise Administration interface. The 'Select CA' step is active, displaying three options with their remaining inventory counts:

- Online Root Certificate Authority (Remaining inventory: 10086)
- External Root Certificate Authority (Remaining inventory: 995)
- Online Issuing Certificate Authority (Remaining inventory: 10083)

Buttons for 'Cancel' and 'Next' are visible at the bottom right.

4. Click **Next** to display the **CA Information** form.

Add External Root CA

✔ **CA Distinguished Name**
 cn=CHIA-ROOT-CA

CA Information

Friendly Name

Self-Signed Root Certificate

Region

5. Enter the following information.

- [Friendly Name](#)
- [Self-Signed Root Certificate](#)
- [Region](#)

6. Click **Next** to review the external root CA information.

Add External Root CA

i You have requested import of an External Root Certificate Authority with the following details.
 Click **Submit** to import the Certificate Authority.

CA Details

CA Friendly Name:	External MS Root
Serial Number:	12F0CA4A92069B8D42F23ECC012FC6BB
Subject DN:	cn=CHIA-ROOT-CA
Validity:	From Feb 25, 2020 to Feb 25, 2025
Signing Key Details:	RSA-2048+SHA256
Region:	US East (N. Virginia)

7. Click **Submit**.

8. When the CA creation completes, check the CA details in the CA grid view.

9. Refresh the grid. You will notice that the status changes to **Active**.

Friendly Name

Enter an informal name for the new CA.

Mandatory: Yes.

Self-Signed Root Certificate

Paste the base64-encoded (PEM) self-signed root CA certificate.

Mandatory: Yes.

Region

Select the region in which the CA will be hosted.

 The region of the root CA decides the region of the issuing CA.

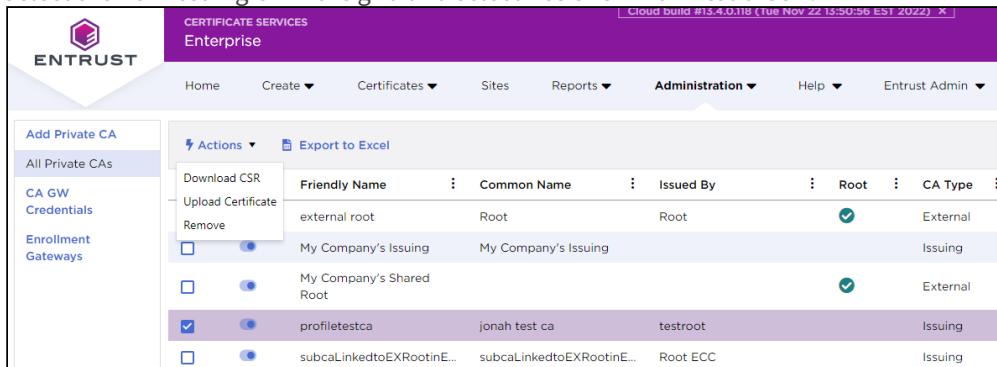
Mandatory: Yes.

Adding an issuing CA under an external root CA

See below for how to add an issuing CA under the CA created in [Adding an external root CA](#).

To add an issuing CA under an external root CA

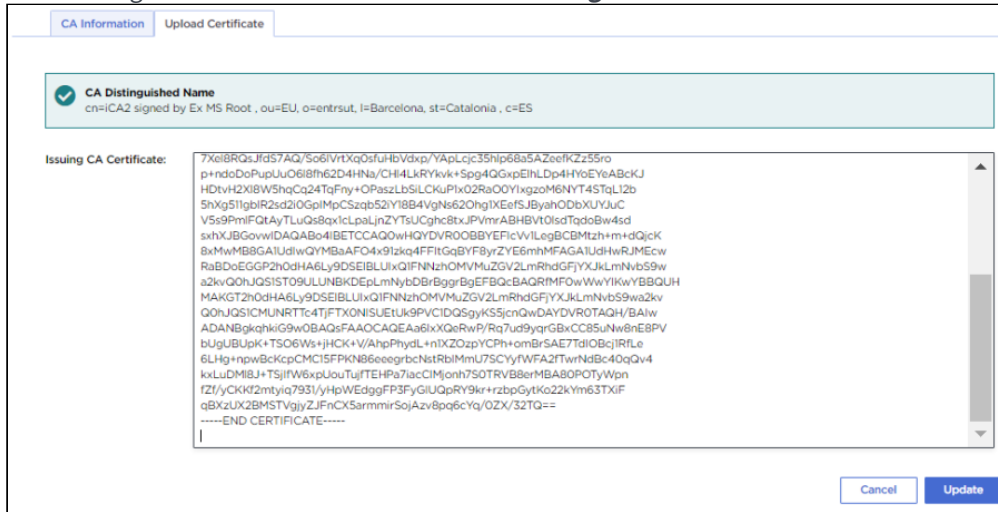
1. Add an issuing CA as explained in [Creating an issuing CA under an online root CA](#). In the **Root Certificate Authority** field, select the external root CA you added in [Adding an external root CA](#).
2. When the CA creation completes, check the CA details in the CA grid view.
3. Refresh the grid. You will notice that the status changes to **CSR Ready**.
4. Select the new issuing CA in the grid and select **Actions > Download CSR**.



ENTRUST		CERTIFICATE SERVICES Enterprise							
		Home	Create	Certificates	Sites	Reports	Administration	Help	Entrust Admin
Add Private CA All Private CAs CA GW Credentials Enrollment Gateways	Actions Export to Excel	Download CSR	Friendly Name	Common Name	Issued By	Root	CA Type		
	Upload Certificate	external root	Root	Root	✓	External			
	Remove	My Company's Issuing	My Company's Issuing			Issuing			
	<input type="checkbox"/>	My Company's Shared Root				✓	External		
	<input checked="" type="checkbox"/>	profiletestca	jonah test ca	testroot			Issuing		
	<input type="checkbox"/>	subcaLinkedtoEXRootinE...	subcaLinkedtoEXRootinE...	Root ECC			Issuing		

5. Process the downloaded CSR with your external root CA to issue a CA certificate in base-64 format.
6. Select the new issuing CA in the grid and select **Actions > Upload Certificate**.

7. Paste the signed certificate base-64 text in the **Issuing CA Certificate** box.



CA Information Upload Certificate

CA Distinguished Name
 ✓ cn=iCA2 signed by Ex MS Root , ou=EU, o=entrust, l=Barcelona, st=Catalonia , c=ES

Issuing CA Certificate:
 7XeI8RQsJfd57AQ/So6IVrtXq0sfuHbVdXp/YApLcj:35hp68a5AZeeFKZz55ro
 p+ndoDoPupUuO6i8fh62D4HNa/CHi4LkRYkvk+Spg4QGxpEiHLdP4HYoEYeABckJ
 HDtvH2XIBW5hqCq24TqFny+OPaszLbSLCKuPfxO2RaOOYixgzoM6NYT45TqLJ2b
 5nXg5I1gblR2sd2OGpIMpCSzqb52Y18B4VgN62OhglXEefSJByahODbxUYJUC
 V5s9PmIFGtAyTLuGs8qxkLpaLjnZYtsUcGhc8bxJPvMrABHBVtOiscTqdoBw4sd
 isvXJBGsovwidAQaQs4IBETCCAQOwHQYDVR0OBByEFicWlLogBCBmfzH+m+dQicK
 BxMwMB8GA1UdIwQYMBaAF0A+9Izko4FFiGqBYF8yZYE6nhMFAGA1UdIwRUMEcw
 RaBDeEGGP2h0dHA6Ly9DSEIBLlUxQlFNNzhOMVJZGV2LmRhdGFjYXJkLmNvY59w
 a2kvQ0hJQ5IST09ULUNBKDEpLmNybDBrBgggrBgEFBQcBAQRIMFowWwYIKwYBBQUH
 MAKGT2h0dHA6Ly9DSEIBLlUxQlFNNzhOMVJZGV2LmRhdGFjYXJkLmNvY59wY2kv
 Q0hJQ5ICMUNRTTc4TjFTXONISUETLk9PVCIDQ5gkSSjcnQwDAYDR0RTAQH/BAIw
 ADANBkqhkiG9w0BAQsFAAOCQAQEA6ixXQeRwP/Rq7ud9yqrGBxCC85Uw8nEBPV
 bUgUBUpK+TSO6Ws+jHCK+V/AhpPhydl+nIXZOzpYCPH+omBrSAE7TdiOBcIRLLe
 6LHg+npwBckKpCMC15FFKNB6eeegrbcNstRbImM7UCYyWFA2FtwNdBc40qQv4
 kxLuDMIBJ+TSjIFW6xpUouTujfTEHPa7iacCIjOnh750TRVB8MBA80POTyWpn
 fZ/yCKKf2mtYiq7931/yHpwEdggFP3FyGIUQpRY9kr+rzbpGytKoz2kYm63TXIF
 qBxLUX2BMSTVgjjZJfncX5armmirSojAzv8pqcYq/OZx/32TQ==
 -----END CERTIFICATE-----
 |

Cancel Update

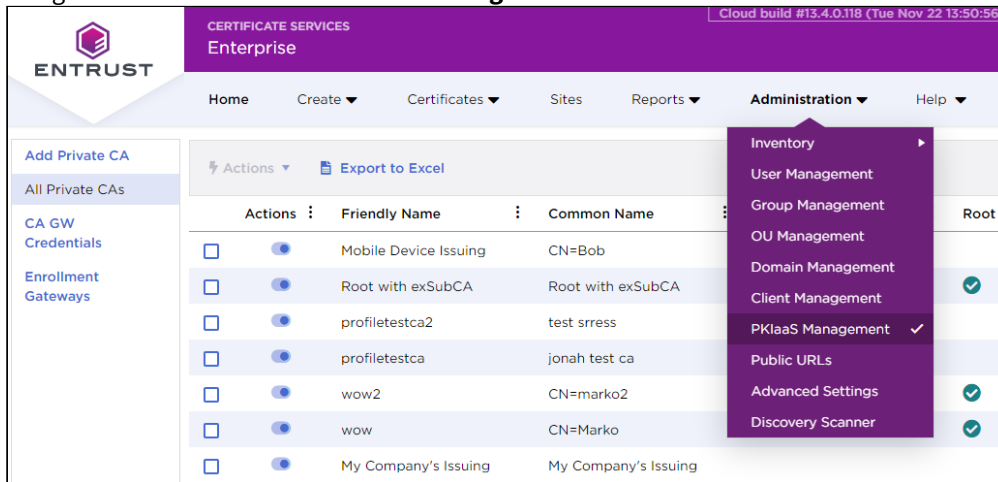
8. Click **Update**. In the CA grid, the issuing CA status will change to **Updating**.
9. Refresh the grid; the issuing CA is ready to use when the status changes to **Active**.

Downloading a CA certificate

See below for how to download the CA certificate of a root or issuing CA.

To download a CA certificate

1. Navigate to **Administration > PKIaaS Management**.



CERTIFICATE SERVICES
Enterprise

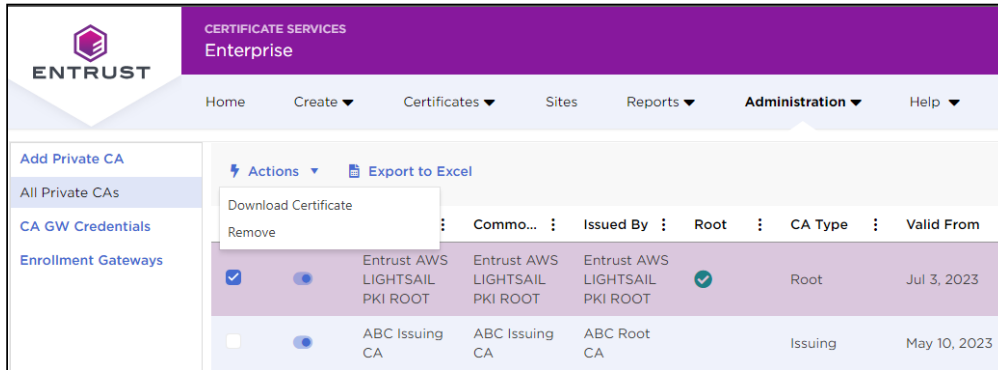
Home Create Certificates Sites Reports Administration Help

Inventory
 User Management
 Group Management
 OU Management
 Domain Management
 Client Management
 PKIaaS Management ✓
 Public URLs
 Advanced Settings
 Discovery Scanner

Actions	Friendly Name	Common Name	
<input type="checkbox"/>	Mobile Device Issuing	CN=Bob	
<input type="checkbox"/>	Root with exSubCA	Root with exSubCA	
<input type="checkbox"/>	profiletestca2	test srrss	
<input type="checkbox"/>	profiletestca	jonah test ca	
<input type="checkbox"/>	wow2	CN=marko2	
<input type="checkbox"/>	wow	CN=Marko	
<input type="checkbox"/>	My Company's Issuing	My Company's Issuing	

2. In the left navigation sidebar select **All Private CAs**.

3. Check the box at the left of the CA name.




4. select **Actions** > **Download Certificate**.

Deleting a CA

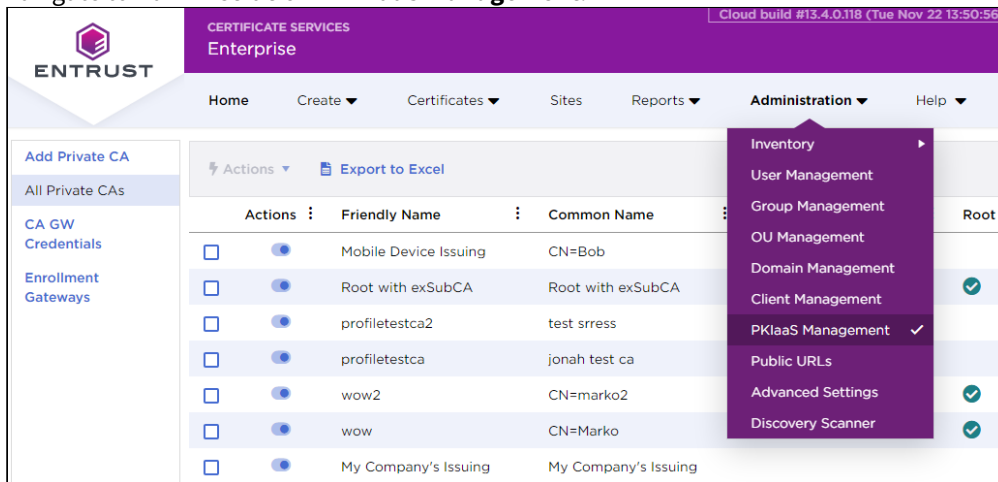
When deleting CAs take into account that:

- Before deleting a root CA, you must delete all issuing CAs under the root CA.
- Before deleting an issuing CA, you must first remove any CA Gateway Credential and Enrollment Gateway associated with this CA.
- When you delete an issuing CA, you also delete all the certificates you issued from this CA.
- After deleting a CA, the CA license returns to inventory, generally within 24 hours.

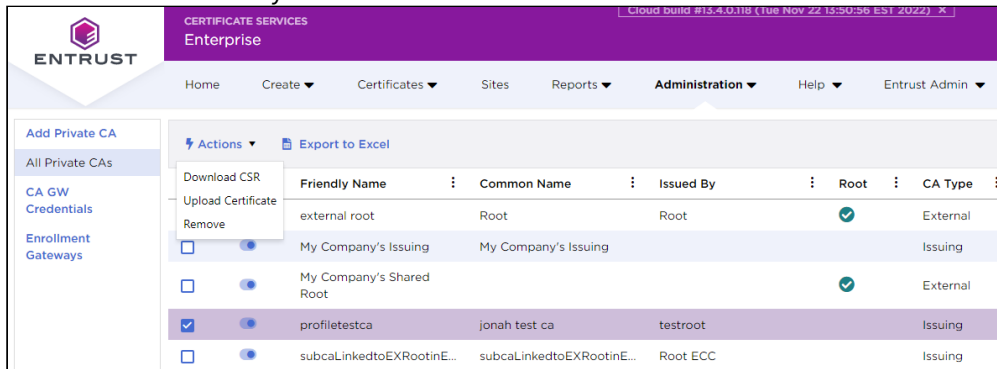
 CA deletion is not reversible.

To delete a CA

1. Navigate to **Administration** > **PKIaaS Management**.



2. Select the row of the CA you want to delete and select **Actions > Remove**.



Actions		Export to Excel			
	Friendly Name	Common Name	Issued By	Root	CA Type
<input type="checkbox"/>	external root	Root	Root	<input checked="" type="checkbox"/>	External
<input type="checkbox"/>	My Company's Issuing	My Company's Issuing			Issuing
<input type="checkbox"/>	My Company's Shared Root			<input checked="" type="checkbox"/>	External
<input checked="" type="checkbox"/>	profiletestca	jonah test ca	testroot		Issuing
<input type="checkbox"/>	subcaLinkedtoEXRootinE...	subcaLinkedtoEXRootinE...	Root ECC		Issuing

3. Review the information on the confirmation request before confirming the deletion.
4. In the CA grid view, the CA status becomes **Deleting** while the deletion is processed (usually ~60 seconds). Refresh the grid. You will notice that the deleted CA is no longer listed.

7 Managing certificates with Entrust Certificate Services Enterprise

Once logged into Entrust Certificate Services (ECS) Enterprise, you can manage your certificates as follows.

- [Issuing certificates](#)
- [Browsing and downloading certificates](#)
- [Revoking certificates](#)
- [Managing reports, alerts, and notifications](#)
- [Configuring auto-enrollment](#)

Issuing certificates

Depending on the selected certificate profile, you can issue certificates on the following modes.

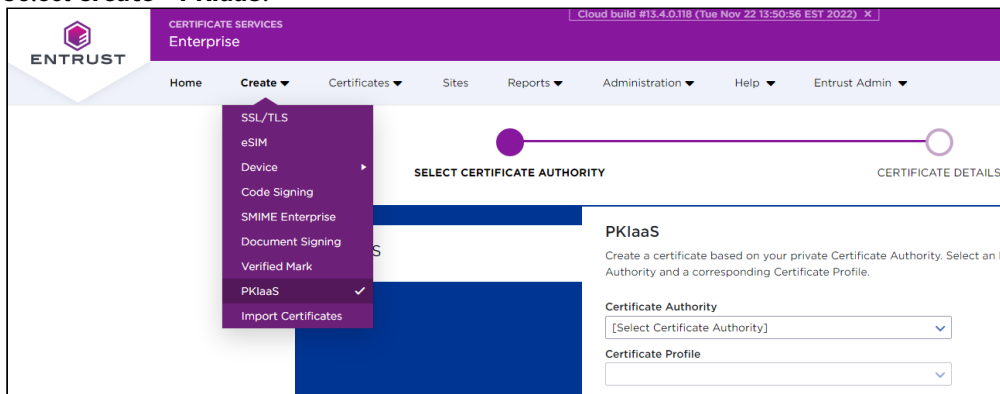
- [Processing a Certificate Signing Request](#)
- [Generating a PKCS #12](#)

Processing a Certificate Signing Request

Issue a certificate by processing a Certificate Signing Request (CSR) for pre-generated keys.

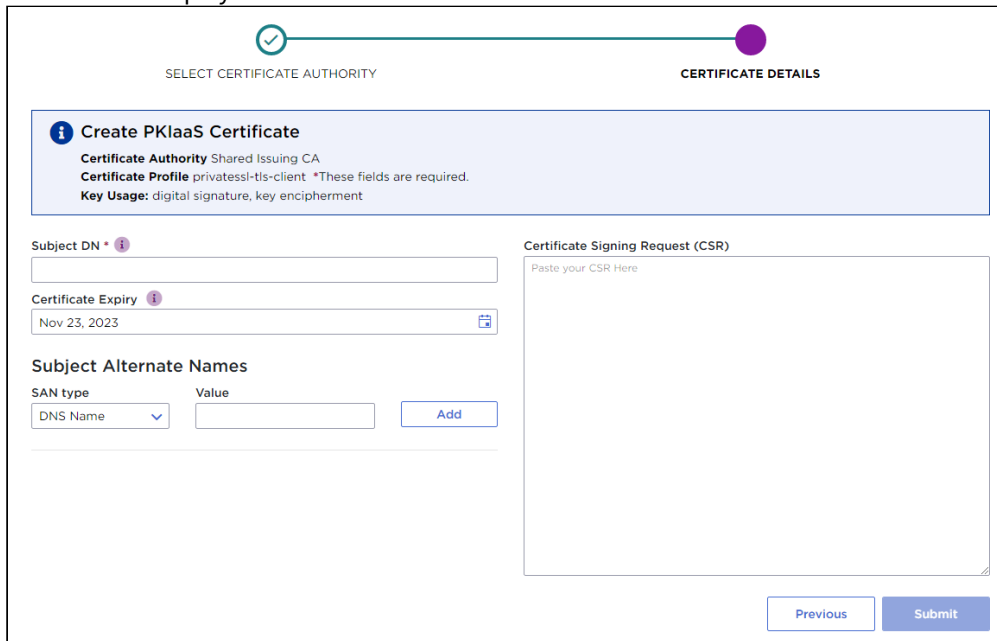
To process a Certificate Signing Request

1. Select **Create > PKIaaS**.



2. Select the **Certificate Authority**.
3. Select a **Certificate Profile** configured to process Certificate Signing Requests.

4. Click **Next** to display the certificate form.



The screenshot shows a web form titled "Create PKIaaS Certificate". At the top, there is a progress bar with two steps: "SELECT CERTIFICATE AUTHORITY" (completed, marked with a checkmark) and "CERTIFICATE DETAILS" (current step, marked with a purple dot). Below the progress bar, the form content includes:

- Create PKIaaS Certificate** (Section Header)
- Certificate Authority:** Shared Issuing CA
- Certificate Profile:** privatessl-tls-client *These fields are required.
- Key Usage:** digital signature, key encipherment
- Subject DN:** A text input field with an information icon.
- Certificate Expiry:** A date picker showing "Nov 23, 2023" with a calendar icon.
- Subject Alternate Names:** A table with columns "SAN type" and "Value". The "SAN type" dropdown is set to "DNS Name". There is an "Add" button.
- Certificate Signing Request (CSR):** A large text area with the placeholder "Paste your CSR Here".
- At the bottom right, there are "Previous" and "Submit" buttons.

5. Configure the following settings:

- [Subject DN](#)
- [Certificate Expiry](#)
- [Subject Alternate Names](#)
- [Certificate Signing Request \(CSR\)](#)

6. Click **Submit** to issue the certificate.

7. On the confirmation page, click the link to download the issued certificate.

Subject DN

Write the Distinguished Name (DN) of the certificate subject. For example:

```
CN=www.entrust.com, OU=PKIaaS, O=Entrust, c=CA
```

Certificate Expiry

Select the certificate expiration date. Specifically, the certificate will expire at 23:59:59 on the selected date, calculated for the time zone set in your browser.

⚠ Because of Daylight Savings Time (if applicable) and the time zone set in your browser, you may see a discrepancy between the actual certificate expiry date (the one you set) and the expiry date you will see in some system viewers or parsers. The Windows System Viewer, in particular, does not handle Daylight Savings Time correctly.

Subject Alternate Names

Select optional Subject Alternate Names (SAN) for the certificate subject – for example:


- S/MIME email certificates require an **RFC822 Name** email address.

- Network device or web server certificates for TLS authentication require a **DNS Name** or **IP Address** value matching the URL used by the client.

See below for the supported types.


 The selected CA profile may forbid some Subject Alternate Names.

SAN Type	Sample value
DNS Name	server.example.com
IP Address	192.168.1.1
RFC822 Name	john.doe@example.com
Directory Name	cn=john doe,o=example inc,c=us
Uniform Resource Identifier	http://example.com/
Registered ID	1.2.3.4.5.6.7.8
Other Name	oBgGCCsGAQUFBwgDoAwwCgwIMTIzNDU2Nzg=

 The **Other Name** value is a DER encoding because this type supports an unbounded number of possible subtypes which often cannot be represented as simple strings.

Certificate Signing Request (CSR)

Paste the Certificate Signing Request (CSR) contents.

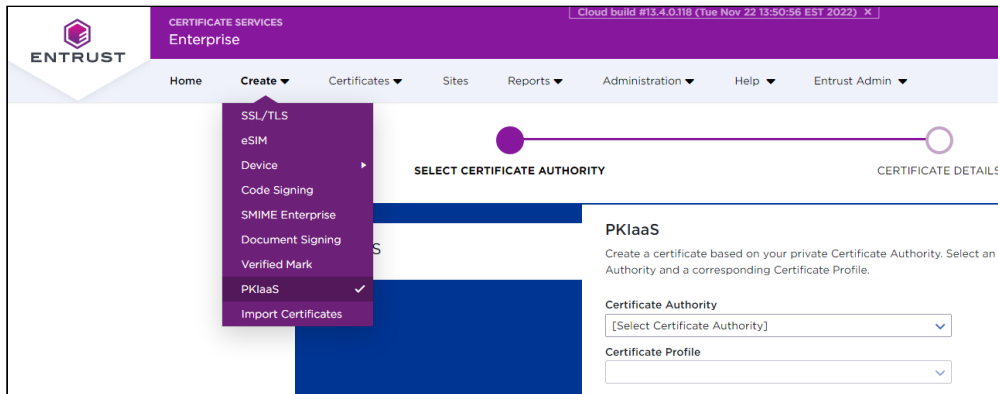
 PKIaaS currently does not support copying DNS or SANs from the CSR. You must manually input the DNS and SANs on the certificate creation page. As explained in [Private SSL \(ACMEv2\) certificate profiles](#), PKIaaS has two certificate profiles that use the CN (common name) input value to fill the DNS Name field.

Generating a PKCS #12

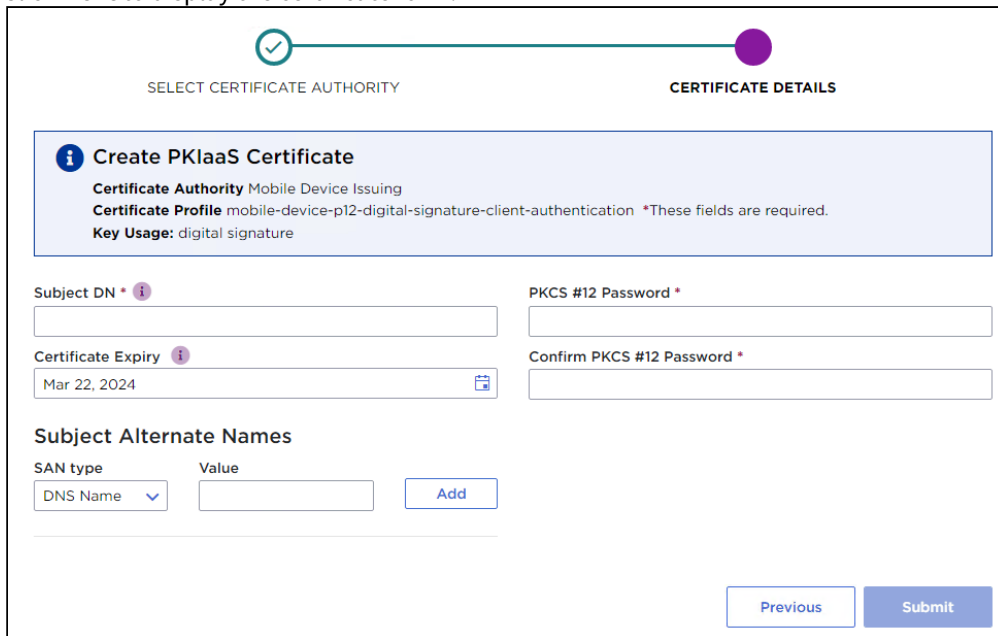
Generate a PKCS #12 file containing both a certificate and a key pair.

To generate a PKCS #12

1. Select **Create > PKIaaS**.



2. Select the **Certificate Authority**.
3. Select a **Certificate Profile** configured to generate PKCS #12 files.
4. Click **Next** to display the certificate form.



5. Configure the following settings:
 - [Subject DN](#)
 - [Certificate Expiry](#)
 - [Subject Alternate Names](#)
 - [PKCS #12 Password](#)
 - [Confirm PKCS #12 Password](#)
6. Click **Submit** to generate the certificate and the key pair.
7. On the confirmation page, click the link to download a PKCS #12 file containing the certificate and the key pair.


Subject DN

Write the Distinguished Name (DN) of the certificate subject. For example:

CN=www.entrust.com, OU=PKIaaS, O=Entrust, c=CA

Certificate Expiry

Select the certificate expiration date. Specifically, the certificate will expire at 23:59:59 on the selected date, calculated for the time zone set in your browser.


 Because of Daylight Savings Time (if applicable) and the time zone set in your browser, you may see a discrepancy between the actual certificate expiry date (the one you set) and the expiry date you will see in some system viewers or parsers. The Windows System Viewer, in particular, does not handle Daylight Savings Time correctly.

Subject Alternate Names


Select optional Subject Alternate Names (SAN) for the certificate subject – for example:

- S/MIME email certificates require an **RFC822 Name** email address.
- Network device or web server certificates for TLS authentication require a **DNS Name** or **IP Address** value matching the URL used by the client.

See below for the supported types.

 The selected CA profile may forbid some Subject Alternate Names.

SAN Type	Sample value
DNS Name	server.example.com
IP Address	192.168.1.1
RFC822 Name	john.doe@example.com
Directory Name	cn=john doe,o=example inc,c=us
Uniform Resource Identifier	http://example.com/
Registered ID	1.2.3.4.5.6.7.8
Other Name	oBgGCCsGAQUFBwgDoAwwCgwIMTlzNDU2Nzg=

 The **Other Name** value is a DER encoding because this type supports an unbounded number of possible subtypes which often cannot be represented as simple strings.

PKCS #12 Password

Type a password to protect the PKCS #12 contents.

Confirm PKCS #12 Password

Retype the password.

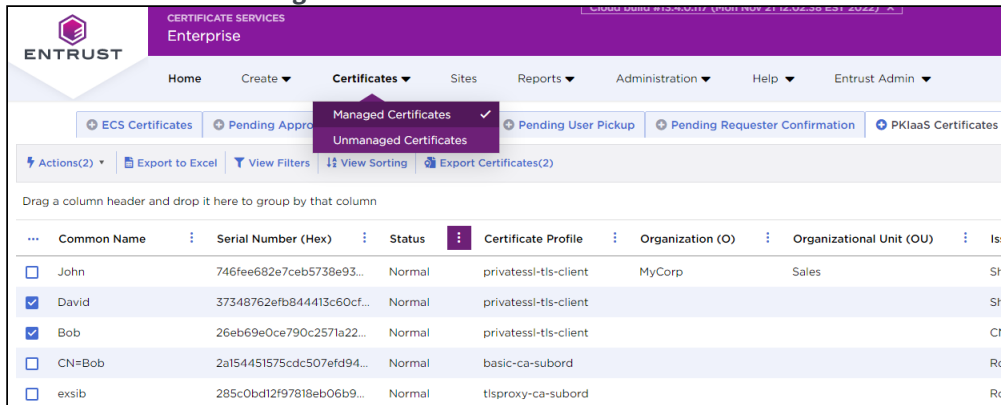
Browsing and downloading certificates

Once issued as explained in [Issuing certificates](#), you can browse and download certificates in bulk.

i PKIaaS certificates issued via API or Enrollment Gateway might take up to 30 seconds to show up in the grid view.

To browse and download certificates

1. Go to **Certificates > Managed Certificates**.



...	Common Name	Serial Number (Hex)	Status	Certificate Profile	Organization (O)	Organizational Unit (OU)	Issu
<input type="checkbox"/>	John	746fee682e7ceb5738e93...	Normal	privatessl-tls-client	MyCorp	Sales	Sha
<input checked="" type="checkbox"/>	David	37348762efb84413c60cf...	Normal	privatessl-tls-client			Sha
<input checked="" type="checkbox"/>	Bob	26eb69e0ce790c2571a22...	Normal	privatessl-tls-client			CN
<input type="checkbox"/>	CN=Bob	2a154451575cdc507efd94...	Normal	basic-ca-subord			Rod
<input type="checkbox"/>	exsib	285c0bd12f97818eb06b9...	Normal	tlsproxy-ca-subord			Rod

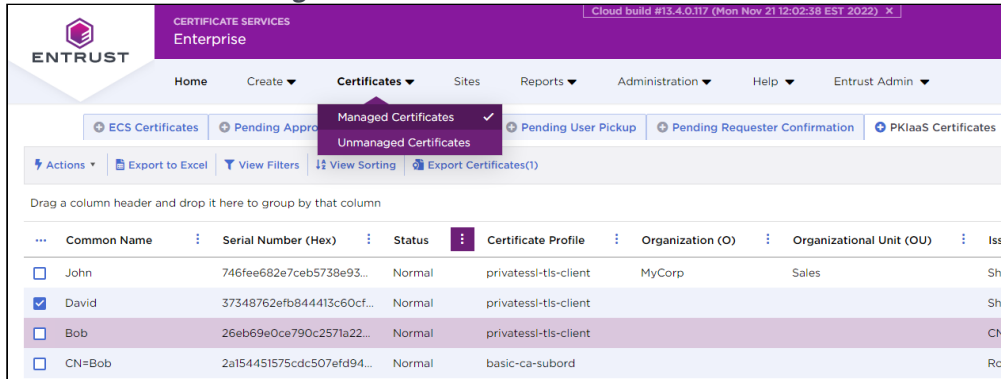
2. Select the **PKIaaS Certificates** tab.
3. Select one or more certificates on the grid.
4. Click **Export Certificates** to download a ZIP file containing the certificates in DER format.

Revoking certificates

You can revoke issued certificates to invalidate them before the expiry date.

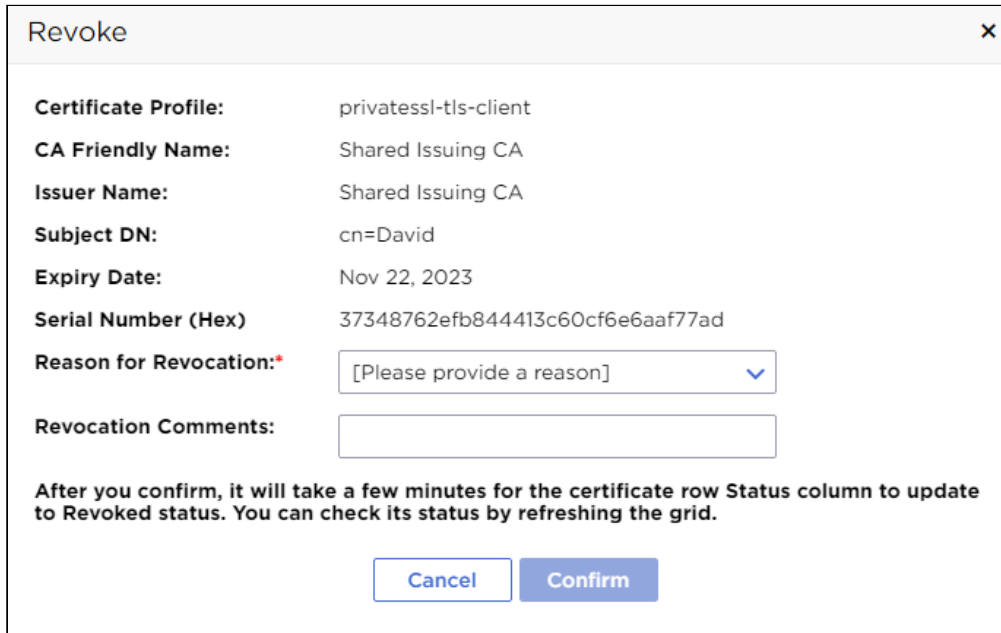
To revoke a certificate

1. Go to **Certificates > Managed Certificates**.



The screenshot shows the Entrust Enterprise web interface. The top navigation bar includes 'Home', 'Create', 'Certificates', 'Sites', 'Reports', 'Administration', 'Help', and 'Entrust Admin'. The 'Certificates' dropdown menu is open, showing 'Managed Certificates' (selected), 'Unmanaged Certificates', and 'PKIaaS Certificates'. Below the navigation, there are tabs for 'ECS Certificates', 'Pending Approvals', 'Pending User Pickup', 'Pending Requester Confirmation', and 'PKIaaS Certificates'. A table of certificates is visible with columns for 'Common Name', 'Serial Number (Hex)', 'Status', 'Certificate Profile', 'Organization (O)', and 'Organizational Unit (OU)'. The 'David' certificate is selected.

2. Select the **PKIaaS Certificates** tab.
3. Select a certificate on the grid.
4. Select **Actions > Revoke**.
5. Select the **Reason for Revocation**.



The 'Revoke' dialog box displays the following information:

- Certificate Profile:** privatessl-tls-client
- CA Friendly Name:** Shared Issuing CA
- Issuer Name:** Shared Issuing CA
- Subject DN:** cn=David
- Expiry Date:** Nov 22, 2023
- Serial Number (Hex):** 37348762efb844413c60cf6e6aaf77ad
- Reason for Revocation:** [Please provide a reason] (dropdown menu)
- Revocation Comments:** (text input field)

After you confirm, it will take a few minutes for the certificate row Status column to update to Revoked status. You can check its status by refreshing the grid.

Buttons: **Cancel** and **Confirm**

6. Click **Confirm**.
7. The revoked certificate will disappear from the **PKIaaS Certificate** grid view because the default filter only displays active certificates. Select **Status > Filter > Select All** to display also the revoked certificates.

CERTIFICATE SERVICES Enterprise Cloud build #13.4.0.117 (Mon N...

Home Create Certificates Sites Reports Administration

[+ ECS Certificates](#)
[+ Pending Approvals](#)
[+ Foreign Certificates](#)
[+ Pending User Pickup](#)
[+ Pending Reque...](#)

[⚡ Actions](#)
[📄 Export to Excel](#)
[🔍 View Filters](#)
[⬇️ View Sorting](#)
[📄 Export Certificates](#)

Drag a column header and drop it here to group by that column

...	Common Name	Serial Number (Hex)	Status	Certificate Profile	Organization (O)
<input type="checkbox"/>	John	746fee682e7ceb5738e93...	Normal		MyCorp
<input type="checkbox"/>	David	37348762efb84413c60cf...	Normal		
<input type="checkbox"/>	Bob	26eb69e0ce790c2571a22...	Normal		
<input type="checkbox"/>	CN=Bob	2a154451575cdc507efd94...	Normal		
<input type="checkbox"/>	exsib	285c0bd12f97818eb06b9...	Normal	tlsproxy-ca-subord	
<input type="checkbox"/>	testcertificates.com	32bfee8973019a0b951aa8...	Normal	scep-digital-signature-	
<input type="checkbox"/>	testcertificates.com	1a0da534a666553a7c9df...	Normal	scep-key-enciphermen	
<input type="checkbox"/>	testcertificates.com	77d20b513bbaf84ef04fe5...	Normal	scep-digital-signature	

↑ Sort Ascending

↓ Sort Descending

☰ Columns

⌵ Filter

📄 Set Column Position

Select All

Normal

Revoked

Held

3 items selected

[Filter](#) [Clear](#)

Managing reports, alerts, and notifications

Define reports based on the information your business needs, such as daily certificate issuance, revocation, and renewal activity. Select:

- **Reports > Report Center** to view reporting, notifications, and alerts.
- **Reports > Report Schedule** to schedule report.
- **Reports > Alerts** to program alerts, for example, based on certificate state.

Configuring auto-enrollment

To set up Itune or MDM auto-enrollment, you need a Registration Authority (RA) certificate.

- Issuing this certificate requires one PKIaaS certificate license.
- Renewing this certificate requires an unused PKIaaS certificate in the inventory – to issue the new certificate before revoking the old one. The license of the revoked certificate returns to the inventory within half an hour of the revocation.

8 Automating Intune enrollment with an Entrust-hosted Enrollment Gateway

Configure an Entrust-hosted Enrollment Gateway to operate as SCEP Server and process Intune enrollment requests with PKIaaS Certification Authorities.

- [Intune integration requirements](#)
- [Creating an Intune application in Azure](#)
- [Configuring Intune automation in Entrust Certificate Services](#)
- [Configuring Intune profiles in Azure](#)
- [Enrolling user devices with the Intune Company Portal](#)
- [Renewing enrolled certificates](#)
- [Revoking and removing certificates](#)

See the following video for a quick guide on the required steps.

<https://www.youtube.com/watch?v=XH0pwhowK0Q>

See also the Microsoft documentation for details on the third-party SCEP integration with Intune.

<https://learn.microsoft.com/en-us/mem/intune/protect/certificate-authority-add-scep-overview>

Intune integration requirements

You must meet the following requirements to automate Intune enrollment with an Entrust-hosted Enrollment Gateway.

- [Entrust Certificate Services](#)
- [Microsoft Azure](#)
- [Supported operating systems](#)
- [Supported encryption algorithms](#)

Entrust Certificate Services

You need an Entrust Certificate Services (ECS) Enterprise account with privileges to create an issuing Certification Authority.

Microsoft Azure

You need a Microsoft Azure account with privileges to create and configure an Intune application.

Supported operating systems

This release of the Intune automated enrollment is tested with devices running the following operating systems.

OS	Tested versions
MacOS	Ventura 13.2.1
iPhone/iPad	16.3.1

OS	Tested versions
AndroidOS	13
Microsoft Windows	10 and 11
ChromeOS	—

For more details on the supported operating systems, please check the Microsoft documentation:

<https://learn.microsoft.com/en-us/mem/intune/fundamentals/supported-devices-browsers>

Supported encryption algorithms

The Intune automated enrollment with an Entrust-hosted Enrollment Gateway supports the following encryption algorithms.

- aes128-CBC-PAD
- aes128-GCM
- aes256-CBC-PAD
- aes256-GCM
- desCBC
- des-ede3-cbc
- id-RSAES-OAEP
- rsaEncryption

Creating an Intune application in Azure

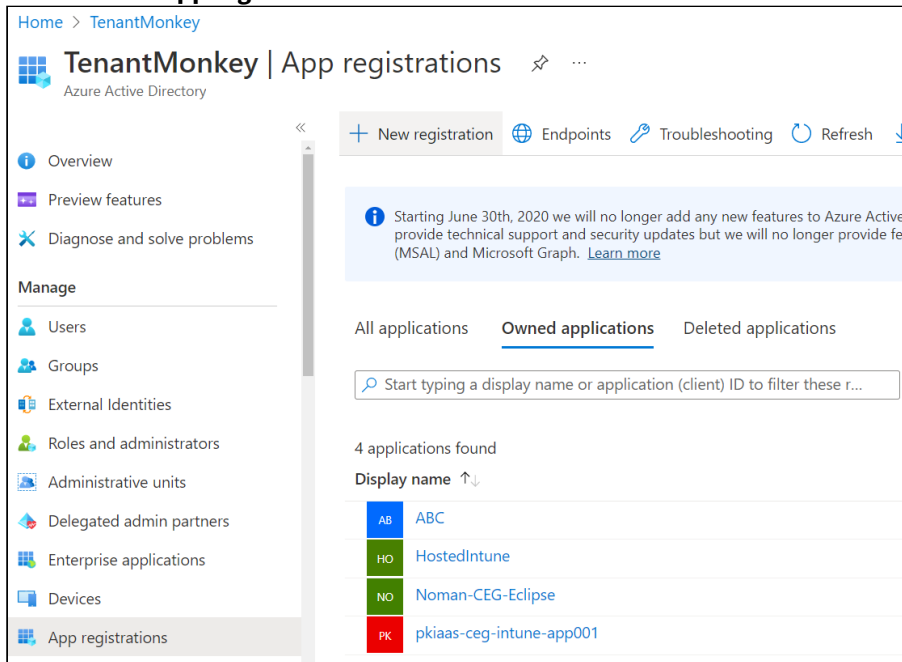
In the Microsoft Azure portal, create an application for running the Intune service.

i At the end of this process, you should have the **Application (client) ID**, **Directory (tenant) ID**, and **Client secret** values required when [Configuring an Entrust-hosted Certificate Enrollment Gateway for Intune](#).

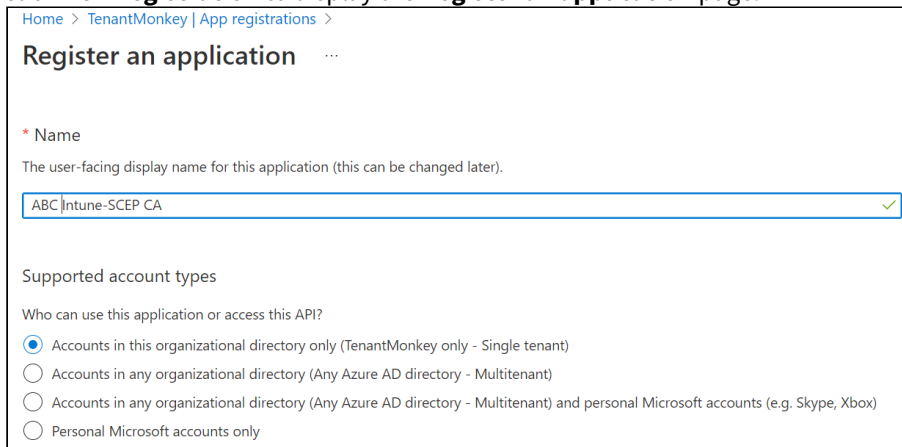
To create an Intune application in Azure

1. Log into portal.azure.com as a user with administrative permissions.

2. Go to **Home > App registrations**.



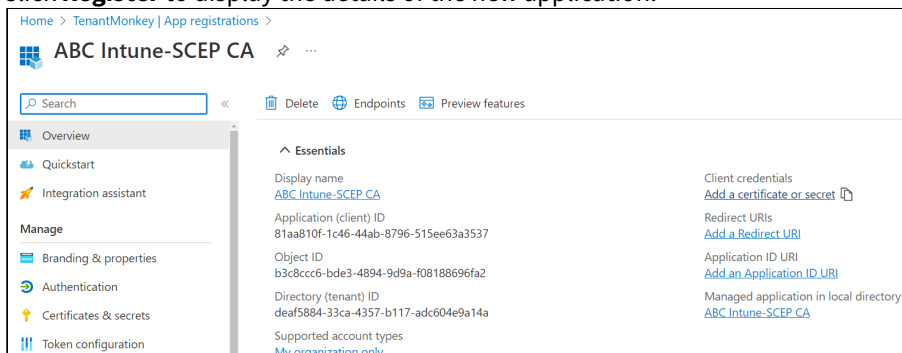
3. Click **New registration** to display the **Register an application** page.



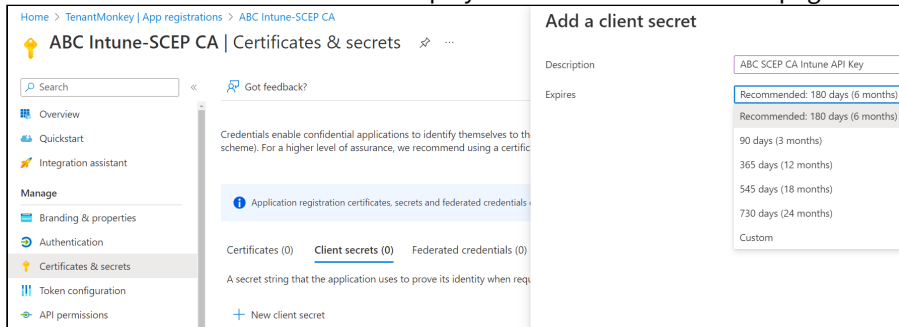
4. In the **Name** field, type the name of the new Intune application.

5. In the **Supported account types** list, be sure that **Accounts in this organizational directory only (TenantMonkey only - Single tenant)** is selected.


6. Click **Register** to display the details of the new application.

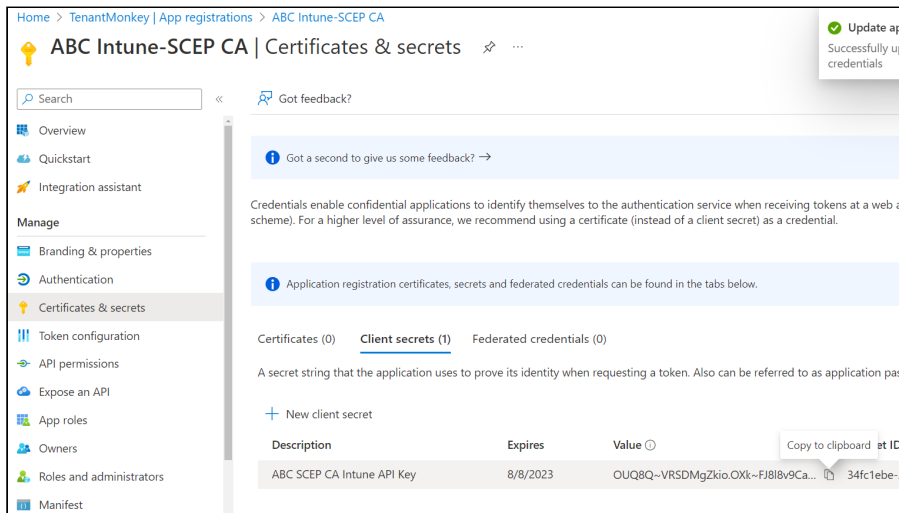


- Copy the **Application (client) ID** and **Directory (tenant) ID** values in a text file. You will use these values when [Configuring an Entrust-hosted Certificate Enrollment Gateway for Intune](#).
- Click **Add a certificate or secret** to display the **Certificates & secrets** page.

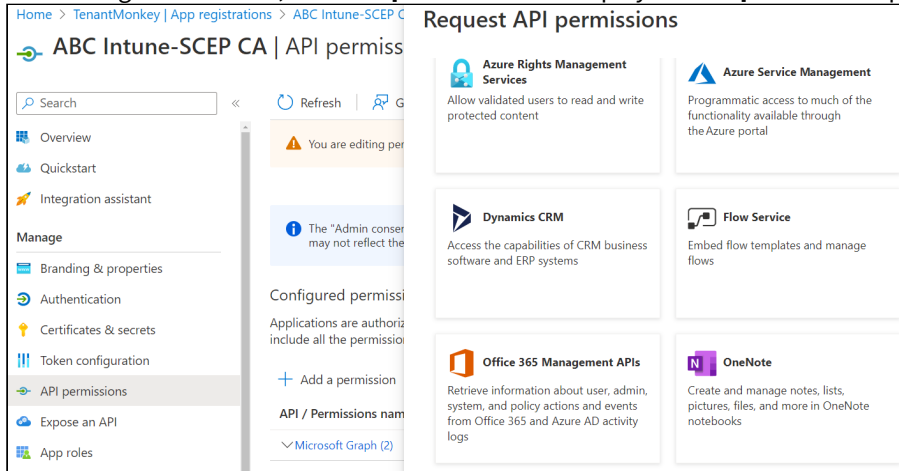


- Click **New client secret** to display the **Add a client secret** dialog.
- In the **Description** field, write a description of the new secret.
- In the **Expires** drop-down list, select the expiration date of the new secret.
- Click **Add** to add the new secret and close the **Add a client secret** dialog.
- On the **Certificates & secrets** page, copy the **Value** of the new secret in a text file. You will use this value when [Configuring an Entrust-hosted Certificate Enrollment Gateway for Intune](#).

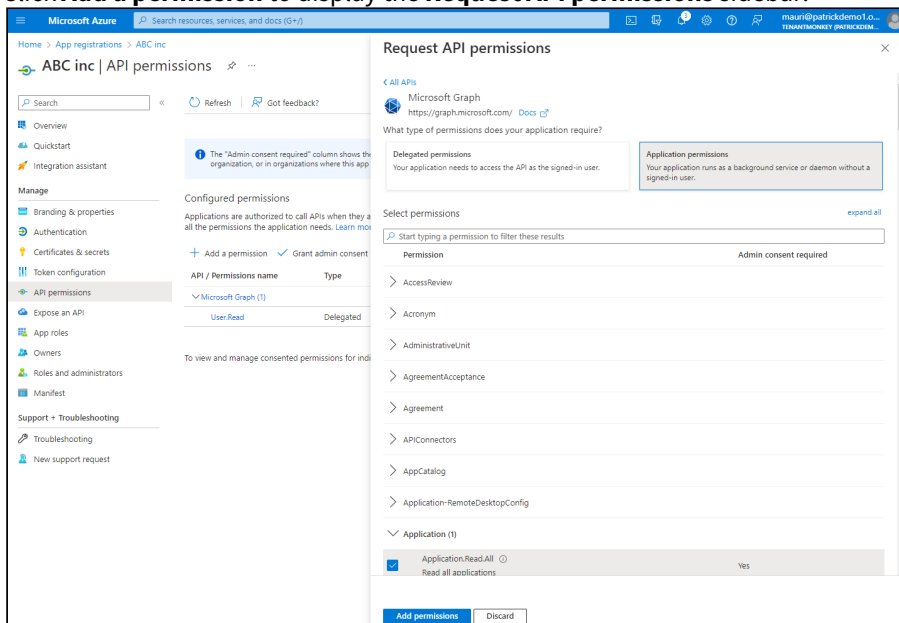
 The secret value will no longer be available after leaving this page.



14. In the navigation sidebar, click **API permissions** to display the **API permissions** page.



15. Click **Add a permission** to display the **Request API permissions** sidebar.



16. In the **Request API permissions** sidebar:
 - a. Click **Microsoft Graph**.
 - b. Click **Application permissions**.
 - c. Under **Select permissions**, expand the **Application** list and select the **Application.ReadAll** permissions.
 - d. Click **Add permissions**.
17. Click **Add a permission** to display the **Request API permissions** sidebar again.
18. In the **Request API permissions** sidebar:
 - a. Click **Intune**.
 - b. Click **Application permissions**.
 - c. Under **Select permissions**, select the **scep_challenge_provider** permission.
 - d. Click **Add permissions**.
19. On the **API permissions** page, click **Add admin consent for the TenantMonkey** for granting these permissions to the new Intune application.

Configuring Intune automation in Entrust Certificate Services

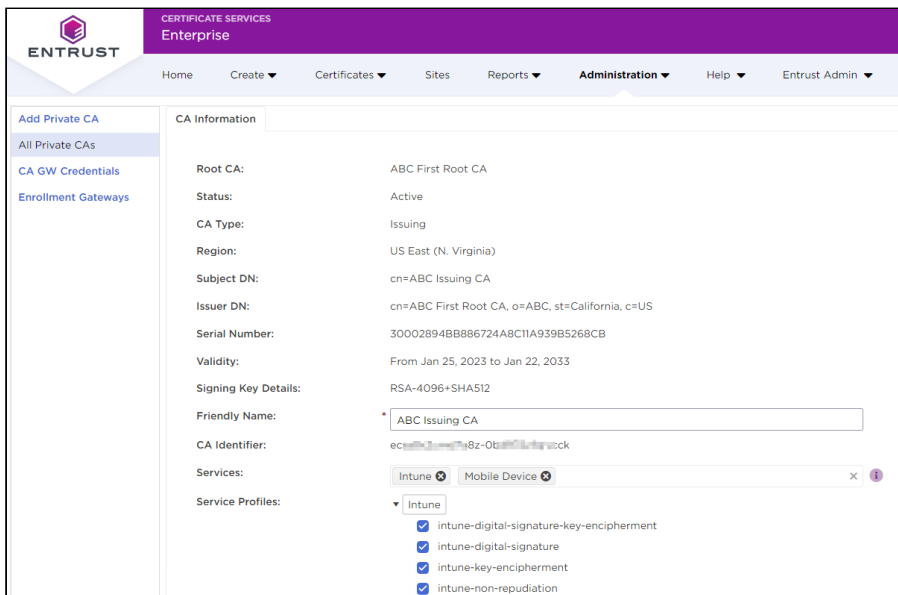
To configure an Entrust-hosted Enrollment Gateway for Intune enrollment, follow the below instructions on the Entrust Certificate Services Enterprise portal.

- [Configuring an Entrust PKIaaS issuing CA for Intune](#)
- [Downloading the Entrust PKIaaS CA certification chain for Intune](#)
- [Configuring an Entrust-hosted Certificate Enrollment Gateway for Intune](#)
- [Getting the Intune Service URL](#)

Configuring an Entrust PKIaaS issuing CA for Intune

On the Entrust Certificate Services Enterprise portal, add the **Intune** service profile to either a new or an existing issuing CA.

 See [Creating an issuing CA under an online root CA](#) for how to create issuing CAs.



The screenshot shows the Entrust Certificate Services Enterprise portal interface. The left sidebar contains navigation options: Add Private CA, All Private CAs, CA GW Credentials, and Enrollment Gateways. The main content area is titled 'CA Information' and displays the following details for an issuing CA:

- Root CA: ABC First Root CA
- Status: Active
- CA Type: Issuing
- Region: US East (N. Virginia)
- Subject DN: cn=ABC Issuing CA
- Issuer DN: cn=ABC First Root CA, o=ABC, st=California, c=US
- Serial Number: 30002894BB886724A8C11A939B5268CB
- Validity: From Jan 25, 2023 to Jan 22, 2033
- Signing Key Details: RSA-4096+SHA512
- Friendly Name: ABC Issuing CA
- CA Identifier: ec...
- Services: Intune, Mobile Device
- Service Profiles: Intune
 - intune-digital-signature-key-encipherment
 - intune-digital-signature
 - intune-key-encipherment
 - intune-non-repudiation

Downloading the Entrust PKIaaS CA certification chain for Intune

On the Entrust Certificate Services Enterprise portal, download the certificates for:

- The CA previously created in [Configuring an Entrust PKIaaS issuing CA for Intune](#).
- The root CA.

You will use these certificates when [Configuring Intune profiles in Azure](#).

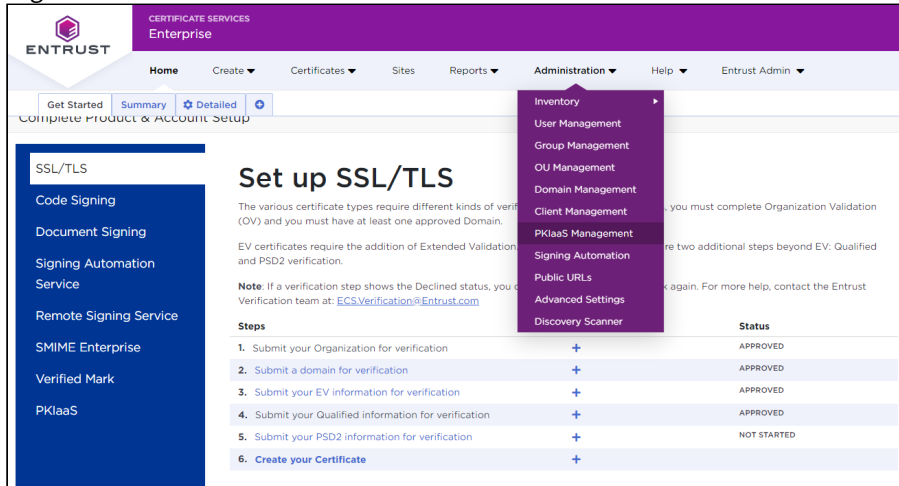
 See [Downloading a CA certificate](#) to download CA certificates from the Entrust Certificate Services Enterprise portal.

Configuring an Entrust-hosted Certificate Enrollment Gateway for Intune

On the Entrust Certificate Services portal, add and configure a Certificate Enrollment Gateway instance to process Intune requests.

To configure Entrust Certificate Enrollment Gateway for Intune

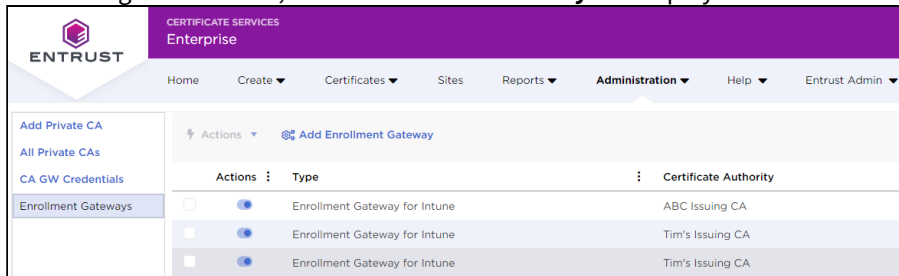
1. Log into cloud.entrust.net



The screenshot shows the 'Set up SSL/TLS' page in the Entrust Certificate Services Enterprise portal. The 'Administration' menu is open, and 'PKIaaS Management' is selected. The page displays a list of steps for setting up SSL/TLS, with the first five steps marked as 'APPROVED' and the sixth step, 'Create your Certificate', marked as 'NOT STARTED'.

Steps	Status
1. Submit your Organization for verification	APPROVED
2. Submit a domain for verification	APPROVED
3. Submit your EV information for verification	APPROVED
4. Submit your Qualified information for verification	APPROVED
5. Submit your PSD2 information for verification	NOT STARTED
6. Create your Certificate	NOT STARTED

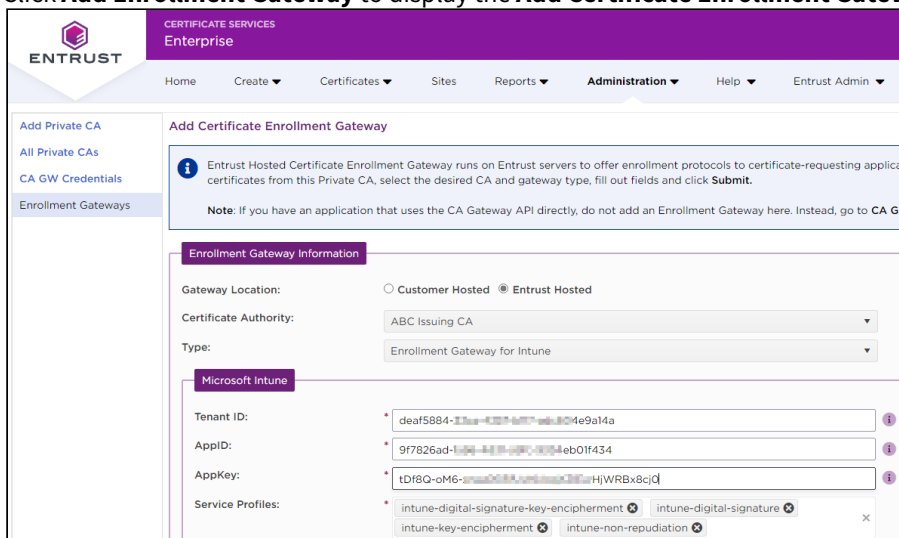
2. In the menu bar, select **Administration > PKIaaS Management**.
3. In the navigation sidebar, click **Enrollment Gateways** to display the Certificate Enrollment Gateway list.



The screenshot shows the 'Enrollment Gateways' list in the Entrust Certificate Services Enterprise portal. The list contains three entries, all of which are 'Enrollment Gateway for Intune' and are associated with different Certificate Authorities (ABC Issuing CA, Tim's Issuing CA, and Tim's Issuing CA).

Actions	Type	Certificate Authority
<input type="checkbox"/>	Enrollment Gateway for Intune	ABC Issuing CA
<input type="checkbox"/>	Enrollment Gateway for Intune	Tim's Issuing CA
<input type="checkbox"/>	Enrollment Gateway for Intune	Tim's Issuing CA

4. Click **Add Enrollment Gateway** to display the **Add Certificate Enrollment Gateway** page.



The screenshot shows the 'Add Certificate Enrollment Gateway' page in the Entrust Certificate Services Enterprise portal. The page includes a note about the Entrust Hosted Certificate Enrollment Gateway and a form for configuring the gateway. The form is set to 'Entrust Hosted' and includes fields for Certificate Authority, Type, and various Intune settings.

Enrollment Gateway Information

Gateway Location: Customer Hosted Entrust Hosted

Certificate Authority: ABC Issuing CA

Type: Enrollment Gateway for Intune

Microsoft Intune

Tenant ID: deaf5884-113a-4227-b077-6b004e9a14a

AppID: 9f7826ad-113a-4227-b077-6b004e9a1434

AppKey: tDf8G-oM6-3m2a004A-4m2a004A-HjWRBx8cjQ

Service Profiles: intune-digital-signature-key-encipherment, intune-digital-signature, intune-key-encipherment, intune-non-repudiation

5. Configure the following settings.

- [Certificate Enrollment Gateway Information](#)
 - [Microsoft Intune](#)
6. Click **Submit**.
 7. Click **OK** in the **Add Enrollment Gateway Confirmation** dialog and wait while the Entrust Certificate Services provision the new Certificate Enrollment Gateway.
 8. Click **OK** on the **Enrollment Gateway Request Submitted** dialog.

Certificate Enrollment Gateway Information

Add the following settings on the **Certificate Enrollment Gateway Information** section of the **Add Certificate Enrollment Gateway** page.

Setting	Value
Gateway Location	Select Entrust Hosted .
Certificate Authority	Select the Certificate Authority described in Configuring an Entrust PKIaaS issuing CA for Intune .
Type	Select Enrollment Gateway for Intune .

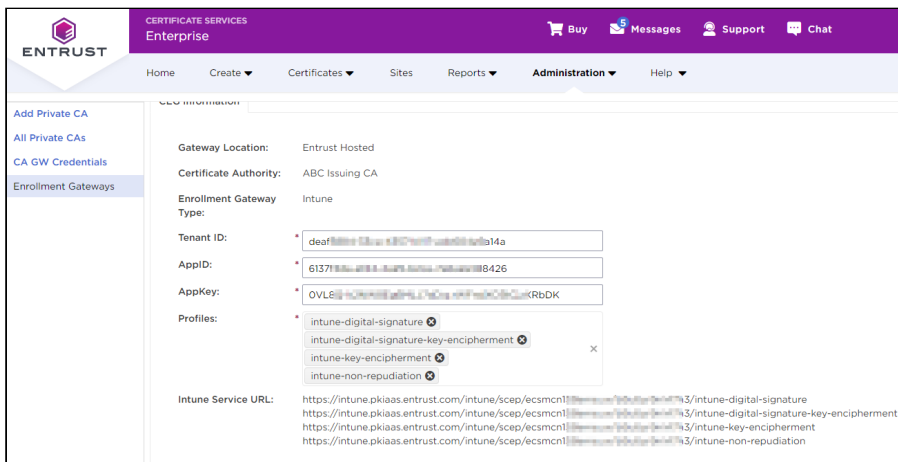
Microsoft Intune

Add the following settings on the **Microsoft Intune** section of the **Add Certificate Enrollment Gateway** page.

Setting	Value
Tenant ID	Paste the Directory (tenant) ID value previously obtained when Creating an Intune application in Azure .
AppID	Paste the Application (client) ID value previously obtained when Creating an Intune application in Azure .
AppKey	Paste the secret value previously obtained when Creating an Intune application in Azure .
Service Profiles	Select the desired Intune profiles.

Getting the Intune Service URL

After [Configuring an Entrust-hosted Certificate Enrollment Gateway for Intune](#), click on the name of the new Certificate Enrollment Gateway.



On the **CEG Information** page, copy the **Intune Service URL** value to use later when [Configuring Intune profiles in Azure](#). The syntax of these URLs is the following.

US region

```
https://intune.pkiaas.entrust.com/intune/scep/{accountId}/{caId}/{profileId}
```

EU region

```
https://intune.eu.pkiaas.entrust.com/intune/scep/{accountId}/{caId}/{profileId}
```

Where:

- `{accountId}` is your account identifier.
- `{caId}` is the Certification Authority identifier.
- `{profileId}` is one of the profiles described in [Intune certificate profiles](#).

Configuring Intune profiles in Azure

In the Microsoft Azure portal, create and configure the required profiles to automate Intune enrollment with an Entrust-hosted Enrollment Gateway.

- [Creating Intune profiles for Windows in Azure](#)
- [Creating Intune profiles for Android in Azure](#)
- [Creating Intune profiles for MacOS in Azure](#)
- [Creating Intune profiles for iOS and iPadOS in Azure](#)

See the following Microsoft guides for more details on Azure profile management.

- <https://learn.microsoft.com/en-us/mem/intune/protect/certificates-trusted-root>
- <https://learn.microsoft.com/en-us/mem/intune/protect/certificates-profile-scep>
- <https://learn.microsoft.com/en-us/troubleshoot/mem/intune/certificates/troubleshoot-scep-certificate-profiles>

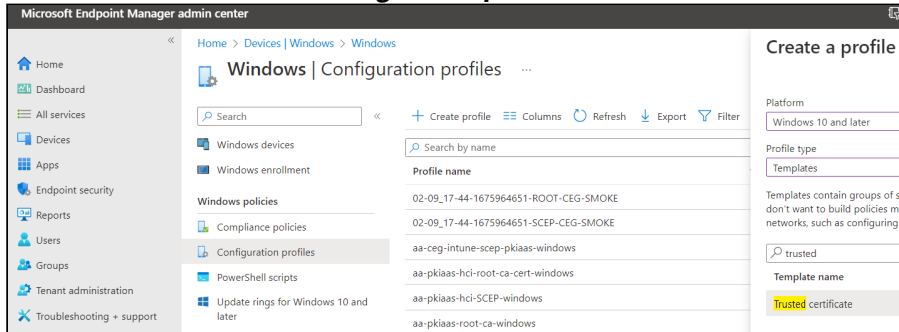
Creating Intune profiles for Windows in Azure

Create the following profiles for enrolling Microsoft Windows devices with Intune.

- A root CA profile
- An issuing CA profile
- A SCEP profile

To create a Windows profile for Intune

1. Log into endpoint.microsoft.com as a user with administrative privileges.
2. Go to **Devices > Windows > Configuration profiles**.



3. Click **Create profile**.
4. Configure the values described in the following sections.
 - [Create a profile](#)
 - [Basics](#)
 - [Configuration settings](#)
 - [Assignments](#)
 - [Applicability Rules](#)
 - [Review and create](#)

Create a profile

In the **Create a profile** dialog, select the following values for each Windows profile.

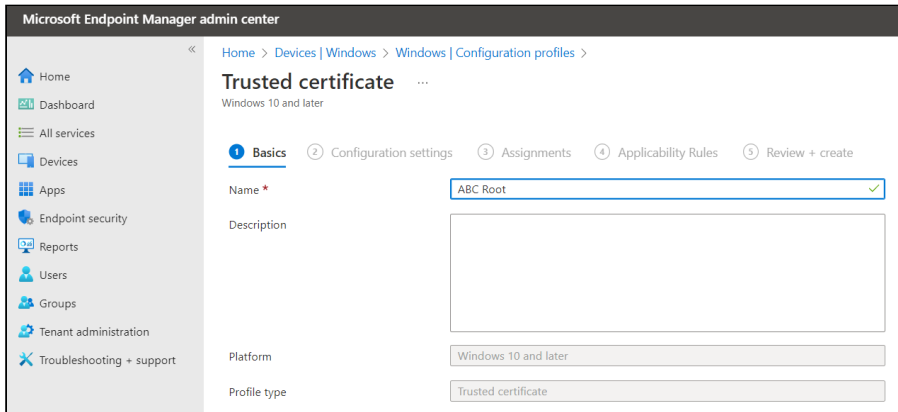
Setting	root CA profile	issuing CA profile	SCEP profile
Platform	Windows 10 and later	Windows 10 and later	Windows 10 and later
Profile type	Templates	Templates	Templates
Template name	Trusted certificate	Trusted certificate	SCEP certificate

Basics

In the **Name** field of the **Basics** page, type the name of the profile – for example:

- ABC Root
- ABC Issuing
- ABC Digital Signature SCEP Cert

Optionally, add a description of the profile purpose.



Configuration settings

When creating a root or issuing CA profile for Windows, configure the following settings on the **Configuration settings** page.

Setting	Root CA profile	Issuing CA profile
Certificate file	The root Certification Authority certificate	The issuing Certification Authority certificate
Destination store	Computer certificate store - Root	Computer certificate store - Intermediate

 See [Downloading a CA certificate](#) to download CA certificates.

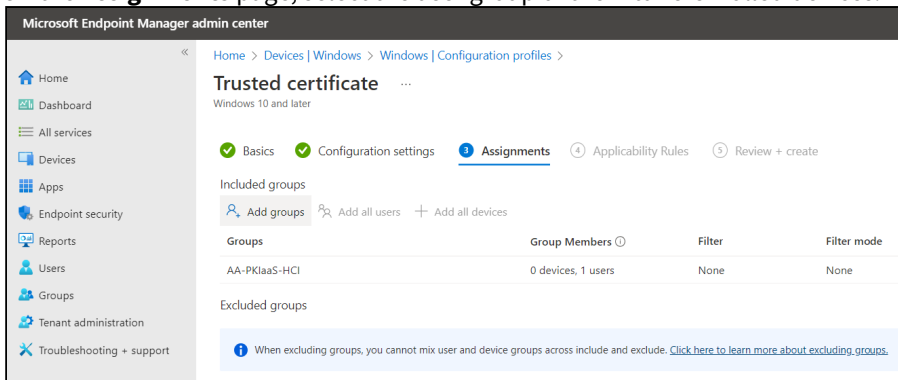
When creating a SCEP profile for Windows, configure the following settings on the **Configuration settings** page.

Setting	Value
Certificate type	Select User .
Subject name format	The syntax of the certificate subject names. This field supports the variables described in https://learn.microsoft.com/en-us/mem/intune/protect/certificates-profile-scep
Subject alternative name	The value of each attribute in the certificate subject alternative name. Optional.
Certificate validity period	The validity period of the certificates.
Key storage provider (KSP)	Select Enroll to Software KSP for Windows 10 Intune enrollments; select any of the listed values for Windows 11.

Setting	Value
Key usage	The key usage of the enrolled certificates.
Key size (bits)	Select 2048 (Entrust PKIaaS does not support key sizes below 2048).
Hash algorithm	Select SHA-2 .
Root certificate	Select the root CA profile
Extended key usage	Select Client Authentication .
SCEP Server URLs	Paste one of the URLs obtained when Getting the Intune Service URL .

Assignments

On the **Assignments** page, select the user group of the Intune-enrolled devices.



Microsoft Endpoint Manager admin center

Home > Devices | Windows > Windows | Configuration profiles >

Trusted certificate ...
Windows 10 and later

Basics Configuration settings **Assignments** Applicability Rules Review + create

Included groups

Add groups Add all users Add all devices

Groups	Group Members	Filter	Filter mode
AA-PKIaaS-HCI	0 devices, 1 users	None	None

Excluded groups

When excluding groups, you cannot mix user and device groups across include and exclude. [Click here to learn more about excluding groups.](#)

Applicability Rules

On the **Applicability Rules** page, select optional filters for the selected group – for example, the operating system of the devices.

Review and create

On the **Review + create** page, check the settings of the new profile and click **Create** to confirm the profile creation.

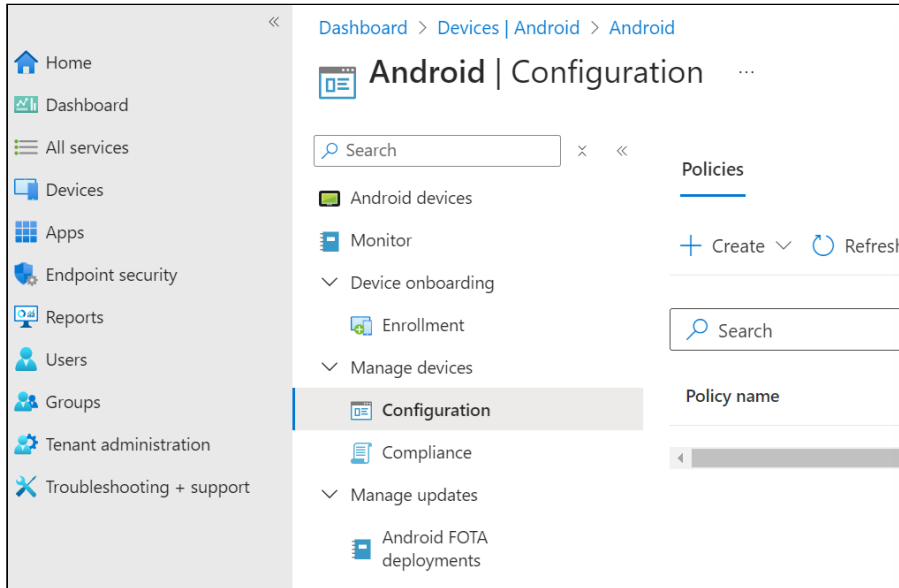
Creating Intune profiles for Android in Azure

Create the following profiles for enrolling Android devices with Intune.

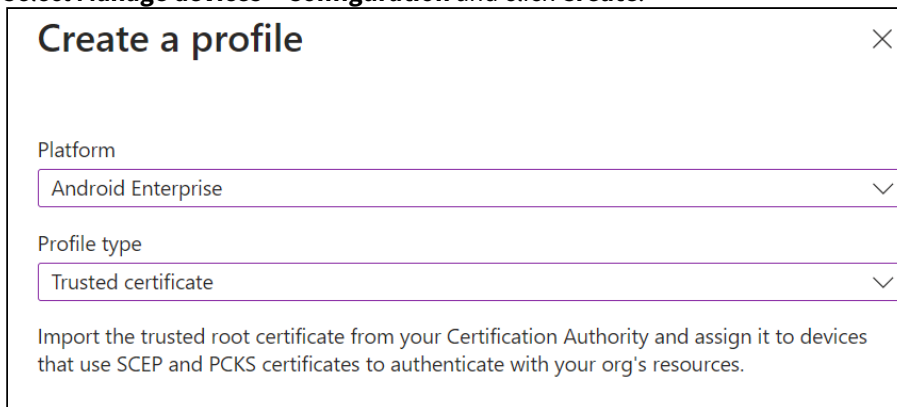
- A root CA profile
- An issuing CA profile
- A SCEP profile

To create an Android profile for Intune

1. Log into endpoint.microsoft.com as a user with administrative privileges.
2. Go to **Devices > Android**.



3. Select **Manage devices > Configuration** and click **Create**.



4. In the **Create a profile** dialog, configure the settings described in the following sections.
 - [Create a profile](#)
 - [Basics](#)
 - [Configuration settings](#)
 - [Assignments](#)
 - [Review and create](#)

Create a profile

In the **Create a profile** dialog, select the following fields for each Android profile.

Setting	Root CA profile	Issuing CA profile	SCEP profile
Platform	Android Enterprise	Android Enterprise	Android Enterprise

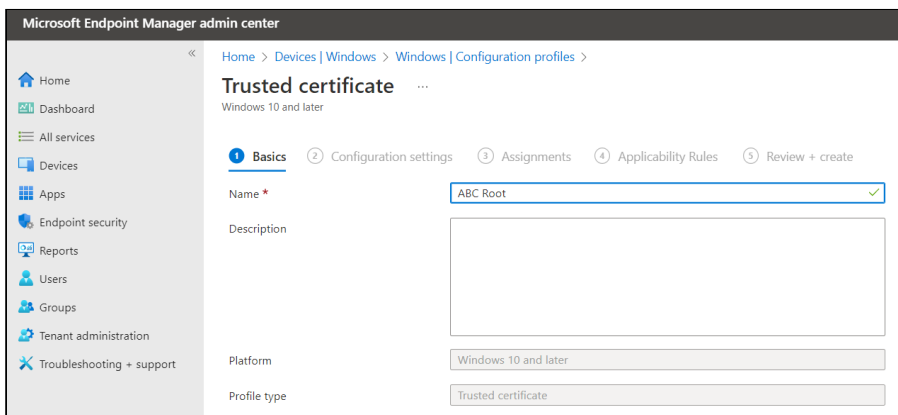
Setting	Root CA profile	Issuing CA profile	SCEP profile
Profile type	Trusted certificate	Trusted certificate	SCEP certificate

Basics

In the **Name** field of the **Basics** page, type the name of the profile – for example:

- ABC Root
- ABC Issuing
- ABC Digital Signature SCEP Cert

Optionally, add a description of the profile purpose.



The screenshot shows the Microsoft Endpoint Manager admin center interface. The breadcrumb trail is: Home > Devices | Windows > Windows | Configuration profiles >. The page title is "Trusted certificate" for "Windows 10 and later". The "Basics" tab is selected, showing a form with the following fields: Name (set to "ABC Root"), Description (empty text area), Platform (set to "Windows 10 and later"), and Profile type (set to "Trusted certificate").

Configuration settings

When creating root or issuing CA profiles, configure the following settings on the **Configuration settings** page.

Setting	Root CA profile	Issuing CA profile
Certificate file	The root Certification Authority certificate	The issuing Certification Authority certificate

 See [Downloading a CA certificate](#) to download CA certificates.

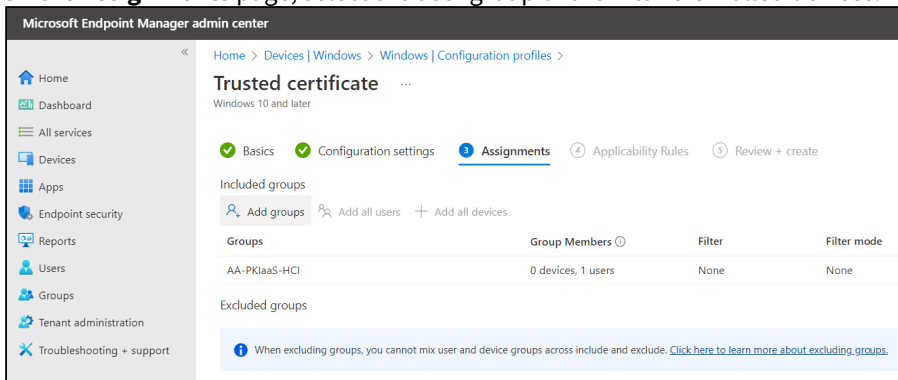
When creating a SCEP profile for Android, configure the following settings on the **Configuration settings** page.

Setting	Value
Certificate type	Select User .
Subject name format	The syntax of the certificate subject names. This field supports the variables described in https://learn.microsoft.com/en-us/mem/intune/protect/certificates-profile-scep

Setting	Value
Subject alternative name	The value of each attribute in the certificate subject alternative name. Optional.
Certificate validity period	The validity period of the certificates.
Key usage	The key usage of the enrolled certificates.
Key size (bits)	Select 2048 or 4096 (Entrust PKIaaS does not support key sizes below 2048).
Hash algorithm	Select SHA-2 .
Root certificate	Select the root CA profile
Extended key usage	Select Client Authentication .
SCEP Server URLs	Paste one of the URLs obtained when Getting the Intune Service URL .

Assignments

On the **Assignments** page, select the user group of the Intune-enrolled devices.



The screenshot shows the Microsoft Endpoint Manager admin center interface. The breadcrumb trail is: Home > Devices | Windows > Windows | Configuration profiles >. The page title is "Trusted certificate" for Windows 10 and later. The "Assignments" tab is selected, showing a table of included groups. The table has columns for "Groups", "Group Members", "Filter", and "Filter mode". One group is listed: "AA-PKIaaS-HCI" with 0 devices and 1 user. The filter is set to "None" and the filter mode is also "None". There are buttons for "Add groups", "Add all users", and "Add all devices". A note at the bottom states: "When excluding groups, you cannot mix user and device groups across include and exclude. [Click here to learn more about excluding groups.](#)"

Review and create

On the **Review + create** page, check the settings of the new profile and click **Create** to confirm the profile creation.

Creating Intune profiles for MacOS in Azure

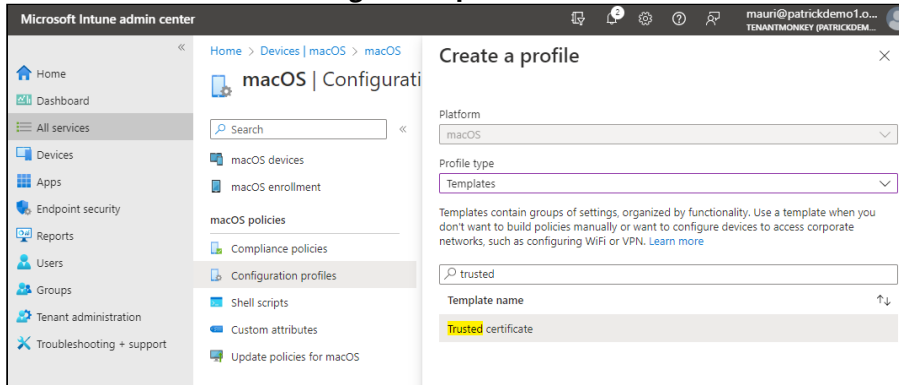
Create the following profiles for enrolling MacOS devices with Intune.

- A root CA profile

- An issuing CA profile
- A SCEP profile

To create MacOS profile for Intune

1. Log into endpoint.microsoft.com as a user with administrative privileges.
2. Go to **Devices > MacOS > Configuration profiles**.



3. Click **Create profile**.
4. Configure the settings described in the following sections.
 - [Create a profile](#)
 - [Configuration settings](#)
 - [Assignments](#)
 - [Review and create](#)

Create a profile

On the **Create a profile** dialog, select the following fields for the SCEP profile.

Setting	Root CA profile	Issuing CA profile	SCEP profile
Platform	MacOS Enterprise	MacOS Enterprise	MacOS Enterprise
Profile type	Templates	Templates	Templates
Template name	Trusted certificate	Trusted certificate	SCEP certificate

Configuration settings

When creating root or issuing CA profiles, configure the following settings on the **Configuration settings** page.

Setting	Root CA profile	Issuing CA profile
Certificate file	The root Certification Authority certificate	The issuing Certification Authority certificate

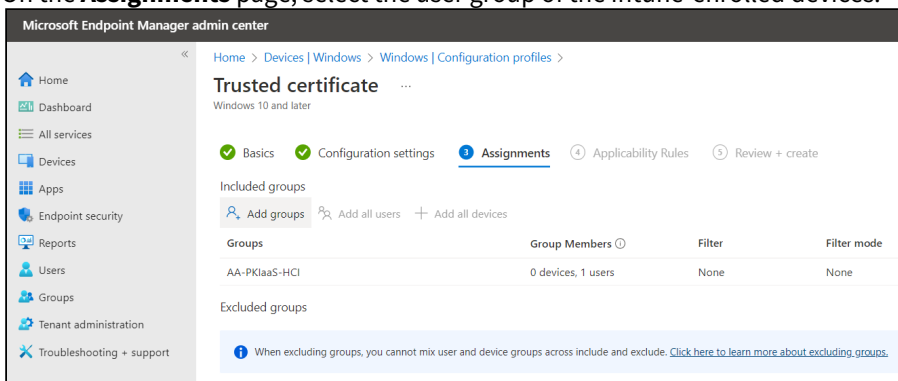
 See [Downloading a CA certificate](#) to download CA certificates.

When creating a SCEP profile, configure the following settings on the **Configuration settings** page.

Setting	Value
Certificate type	Select User .
Subject name format	The syntax of the certificate subject names. This field supports the variables described in https://learn.microsoft.com/en-us/mem/intune/protect/certificates-profile-scep
Subject alternative name	The value of each attribute in the certificate subject alternative name. Optional.
Certificate validity period	The validity period of the certificates.
Key usage	The key usage of the enrolled certificates.
Key size (bits)	Select 2048 or 4096 (Entrust PKIaaS does not support key sizes below 2048).
Hash algorithm	Select SHA-2 .
Root certificate	Select the root CA profile.
Extended key usage	Select Client Authentication .
SCEP Server URLs	Paste one of the URLs obtained when Getting the Intune Service URL .

Assignments

On the **Assignments** page, select the user group of the Intune-enrolled devices.



The screenshot shows the Microsoft Endpoint Manager admin center interface. The breadcrumb path is: Home > Devices | Windows > Windows | Configuration profiles > Trusted certificate. The page title is "Trusted certificate" for Windows 10 and later. There are five tabs: Basics, Configuration settings, Assignments (selected), Applicability Rules, and Review + create. Under "Included groups", there are options to "Add groups", "Add all users", and "Add all devices". A table lists the groups:

Groups	Group Members	Filter	Filter mode
AA-PKIaaS-HCI	0 devices, 1 users	None	None

Under "Excluded groups", there is a blue information box: "When excluding groups, you cannot mix user and device groups across include and exclude. [Click here to learn more about excluding groups.](#)"

Review and create

On the **Review + create** page, check the settings of the new profile and click **Create** to confirm the profile creation.

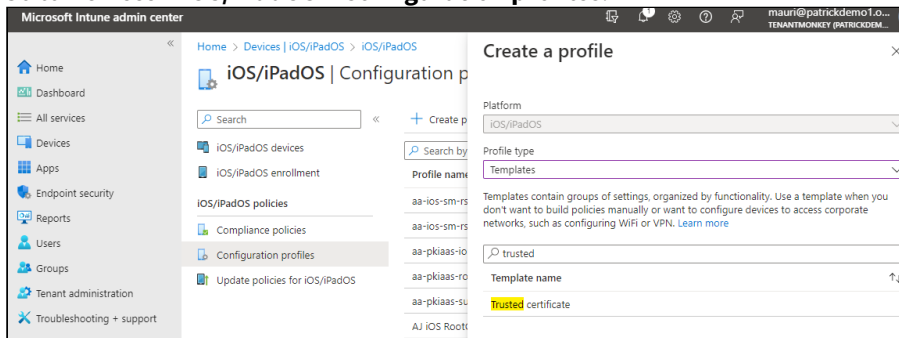
Creating Intune profiles for iOS and iPadOS in Azure

Create the following profiles for enrolling iOS and iPadOS devices with Intune.

- A root CA profile
- An issuing CA profile
- A SCEP profile

To create iOS/iPadOS profiles for Intune

1. Log into endpoint.microsoft.com as a user with administrative privileges.
2. Go to **Devices > iOS/iPadOS > Configuration profiles**.



3. Click **Create profile**.
4. Configure the settings described in the following sections.
 - [Create a profile](#)
 - [Configuration settings](#)
 - [Assignments](#)
 - [Review and create](#)

Create a profile

On the **Create a profile** dialog, select the following fields for the SCEP profile.

Setting	Root CA profile	Issuing CA profile	SCEP profile
Platform	iOS/iPadOS	iOS/iPadOS	iOS/iPadOS
Profile type	Templates	Templates	Templates
Template name	Trusted certificate	Trusted certificate	SCEP certificate

Configuration settings

When creating root or issuing CA profiles, configure the following settings on the **Configuration settings** page.

Setting	Root CA profile	Issuing CA profile
Certificate file	The root Certification Authority certificate	The issuing Certification Authority certificate

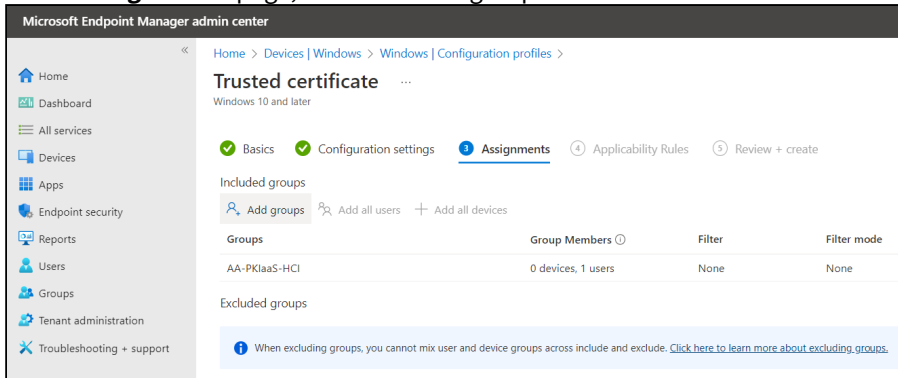
 See [Downloading a CA certificate](#) to download CA certificates.

When creating a SCEP profile, configure the following settings on the **Configuration settings** page.

Setting	Value
Certificate type	Select User .
Subject name format	The syntax of the certificate subject names. This field supports the variables described in https://learn.microsoft.com/en-us/mem/intune/protect/certificates-profile-scep
Subject alternative name	The value of each attribute in the certificate subject alternative name. Optional.
Certificate validity period	The validity period of the certificates.
Key usage	The key usage of the enrolled certificates.
Key size (bits)	Select 2048 or 4096 (Entrust PKIaaS does not support key sizes below 2048).
Hash algorithm	Select SHA-2 .
Root certificate	Select the root CA profile.
Extended key usage	Select Client Authentication .
SCEP Server URLs	Paste one of the URLs obtained when Getting the Intune Service URL .

Assignments

On the **Assignments** page, select the user group of the Intune-enrolled devices.



Review and create

On the **Review + create** page, check the settings of the new profile and click **Create** to confirm the profile creation.

Enrolling user devices with the Intune Company Portal

When completing the Intune integration steps, download and install the Intune Company Portal to enroll your device.

- [Enrolling Windows devices with the Intune Company Portal](#)
- [Enrolling Android devices with the Intune Company Portal](#)
- [Enrolling iOS devices with the Intune Company Portal](#)
- [Enrolling MacOS devices with the Intune Company Portal](#)

For more details, check the Microsoft Intune documentation at learn.microsoft.com/en-us/mem/intune/user-help

Enrolling Windows devices with the Intune Company Portal

Install the Intune Company Portal application to enroll your Windows device with Intune.

To enroll a Windows device with Intune

1. Download the Intune Company Portal app from the Microsoft Store:
<https://apps.microsoft.com/store/detail/company-portal/9WZDNCRFJ3PZ>
2. Log into the application with your Microsoft user credentials.
3. Follow the application instructions to enroll your device with Intune.
4. In the **Windows Settings** panel of your device, go to **User accounts > Sync your settings**.
5. Enable the device synchronization.

Enrolling Android devices with the Intune Company Portal

Install the Intune Company Portal application to enroll your Android device with Intune.

To enroll an Android device with Intune

1. Download the Intune Company Portal app from the Google Play Store:
<https://play.google.com/store/apps/details?id=com.microsoft.windowsintune.companyportal>
2. Log into the application with your Microsoft user credentials.
3. Follow the application instructions to enroll your device with Intune.

4. Wait while the installation process adds the application to:
 - The **Personal** workspace.
 - The **Work** workspace.

Enrolling iOS devices with the Intune Company Portal

Install the Intune Company Portal mobile application to enroll your iOS device with Intune.

To enroll an iOS device with Intune

1. Download the Intune Company Portal application from the App Store:
<https://apps.apple.com/us/app/intune-company-portal/id719171358>
2. Log into the application with your Microsoft user credentials.
3. Follow the application instructions to enroll your device and install the Certificate Management Profile.

Enrolling MacOS devices with the Intune Company Portal


Enroll your MacOS device with the Intune Company Portal application as explained in the following guide.

<https://learn.microsoft.com/en-us/mem/intune/user-help/enroll-your-device-in-intune-macos-cp>

Renewing enrolled certificates

When close to expiring, the Microsoft Intune protocol automatically renews certificates on Windows and Android devices. However, as reported in the Microsoft documentation, the iOS, iPadOS, and macOS devices have the following issue.

Renewal behavior on iOS/iPadOS and macOS: Certificates can only be renewed during the renewal threshold phase. In addition, the device has to be unlocked while synching with Intune. If the renewal was not successful, the expired certificate will remain on the device and Intune does not trigger a renewal anymore. Also, Intune does not offer an option to redeploy expired certificates. Affected devices need to be excluded from the SCEP profile temporarily to remove the expired certificate and request a new one.

 See <https://learn.microsoft.com/en-us/mem/intune/protect/certificates-profile-scep> for details on this issue.


Therefore, to renew certificates on iOS, iPad, and macOS devices, you must:

1. Deselect the device on the Intune Company Portal application.
2. Reenroll the device on the Intune Company Portal.

Revoking and removing certificates

Please refer to the Microsoft Intune documentation for the scenarios on which to remove or revoke certificates.

<https://learn.microsoft.com/en-us/mem/intune/protect/remove-certificates>

 PKIaaS Intune Integration supports SCEP certificates only. PKCS #10 and other PKCS certificates are not supported.

With a periodicity of 24 hours, PKIaaS invokes the Microsoft Intune API to:

1. Fetch the list of certificates that need to be revoked.
2. Revoke all certificates in the list.

3. Update the status of each processed certificate.

9 Automating MDM enrollment with an Entrust-hosted Enrollment Gateway

Configure an Entrust-hosted Enrollment Gateway to operate as SCEP Server and process MDM (Mobile Device Management) enrollment requests with PKIaaS Certification Authorities.

- [MDM integration requirements](#)
- [Configuring MDM automation in Entrust Certificate Services](#)
- [Configuring MDM automation in Ivanti Neurons MDM](#)
- [Configuring MDM automation in Jamf](#)
- [Configuring MDM automation in VMware Workspace ONE](#)

MDM integration requirements

You must meet the following requirements to automate MDM enrollment with an Entrust-hosted Enrollment Gateway.

- [Entrust Certificate Services](#)
- [MDM providers](#)
- [Operating systems and devices](#)

Entrust Certificate Services

You need an Entrust Certificate Services (ECS) Enterprise account with privileges to create an issuing Certification Authority.

MDM providers

Enrollment integration is tested for this release with the following MDM providers.

- Jamf
- VMware Workspace One
- Ivanti

Other MDM vendors that leverage dynamic SCEP are not validated yet. Please get in touch with customer support if you run into any issues during integration.

⚠ Static SCEP is not a secure protocol for a cloud service; therefore, PKIaaS does not support static-only solutions like Google Endpoint Management and Chromebook OS. See [Automating enrollment with an on-premises Enrollment Gateway](#) for how to connect these solutions with a generic SCEP server.

Operating systems and devices

Enrollment integration for this release is tested and validated with the following devices and operating systems.

Provider	iPad	iPhone	MacOS	Windows	Android	ChromeOS
Jamf	16.6	16.6	Ventura 13.5.1	Not supported	Not supported	Not supported

Provider	iPad	iPhone	MacOS	Windows	Android	ChromeOS
Workspace ONE	16.6	16.6	Ventura 13.5.1	10 and 11	13	Not supported
Ivanti Neurons	17.5.1	17.5.1	Ventura 13.5.1	10	14	Not supported

Other devices and operating systems listed in the MDM vendor support documents should work but have not been tested.

Configuring MDM automation in Entrust Certificate Services

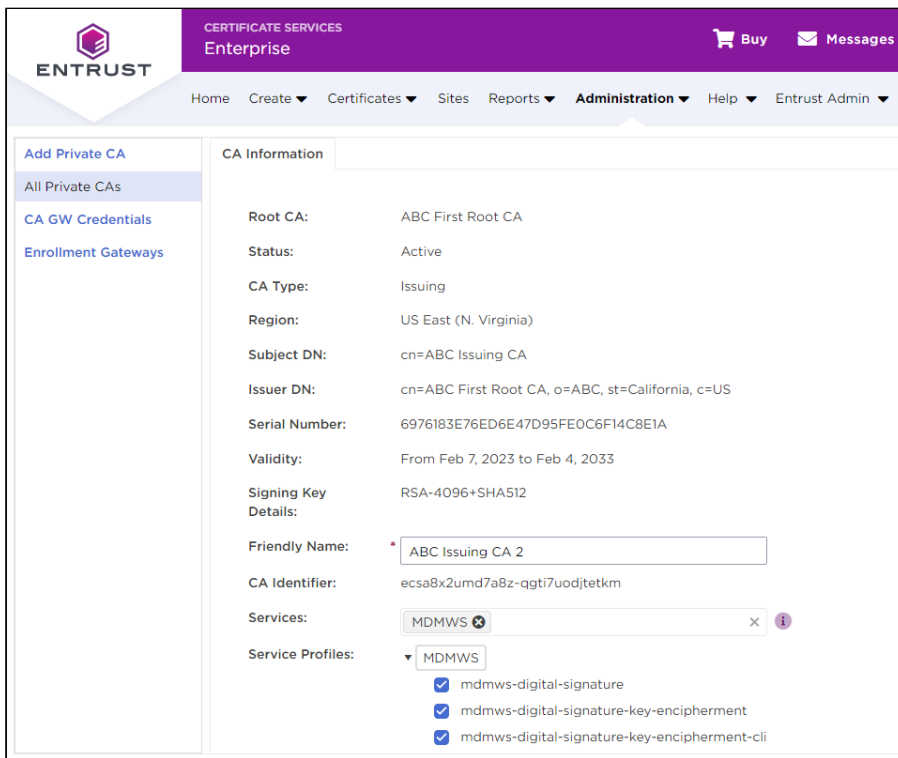
Configure an Entrust-hosted Enrollment Gateway for MDM enrollment.

- [Configuring an Entrust PKIaaS issuing CA for MDM](#)
- [Downloading the Entrust PKIaaS root CA certificate for MDM](#)
- [Adding an Entrust-hosted Certificate Enrollment Gateway for MDM](#)
- [Adding digital identifiers to a Certificate Enrollment Gateway for MDM](#)
- [Getting Certificate Enrollment Gateway settings for MDM](#)

Configuring an Entrust PKIaaS issuing CA for MDM

On the Entrust Certificate Services Enterprise portal, add the **MDMWS** service profile to either a new or an existing issuing CA.

 See [Creating an issuing CA under an online root CA](#) for how to create issuing CAs.



The screenshot shows the 'Administration' section of the Entrust Certificate Services Enterprise portal. The 'CA Information' tab is active, displaying details for a CA named 'ABC Issuing CA 2'. The details include:

- Root CA: ABC First Root CA
- Status: Active
- CA Type: Issuing
- Region: US East (N. Virginia)
- Subject DN: cn=ABC Issuing CA
- Issuer DN: cn=ABC First Root CA, o=ABC, st=California, c=US
- Serial Number: 6976183E76ED6E47D95FE0C6F14C8E1A
- Validity: From Feb 7, 2023 to Feb 4, 2033
- Signing Key Details: RSA-4096+SHA512
- Friendly Name: ABC Issuing CA 2
- CA Identifier: ecsa8x2umd7a8z-qgti7uodjtetkm
- Services: MDMWS
- Service Profiles: MDMWS
 - mdmws-digital-signature
 - mdmws-digital-signature-key-encipherment
 - mdmws-digital-signature-key-encipherment-cli

Downloading the Entrust PKIaaS root CA certificate for MDM

After [Configuring an Entrust PKIaaS issuing CA for MDM](#), download the certificates of the root and issuing CAs. You will need these certificates when:

- [Configuring MDM automation in Ivanti Neurons MDM](#)
- [Configuring MDM automation in Jamf](#)
- [Configuring MDM automation in VMware Workspace ONE](#)

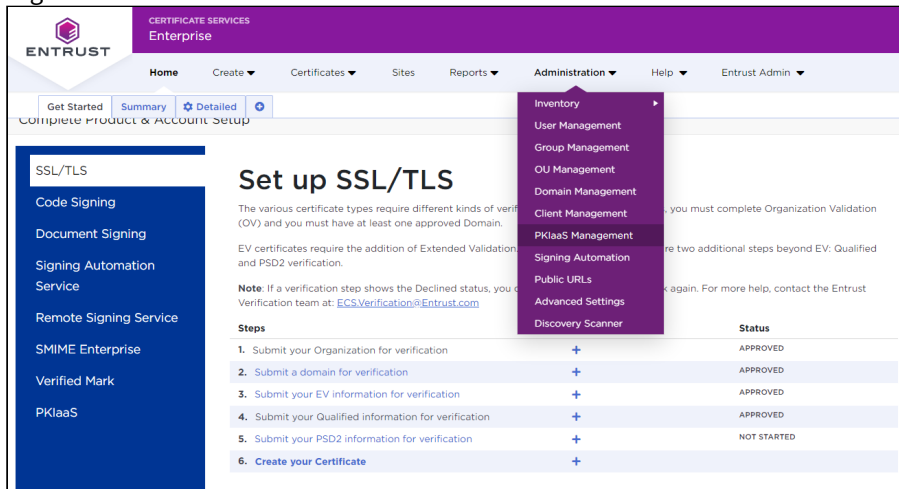
i See [Downloading a CA certificate](#) to download CA certificates from the Entrust Certificate Services Enterprise portal.

Adding an Entrust-hosted Certificate Enrollment Gateway for MDM

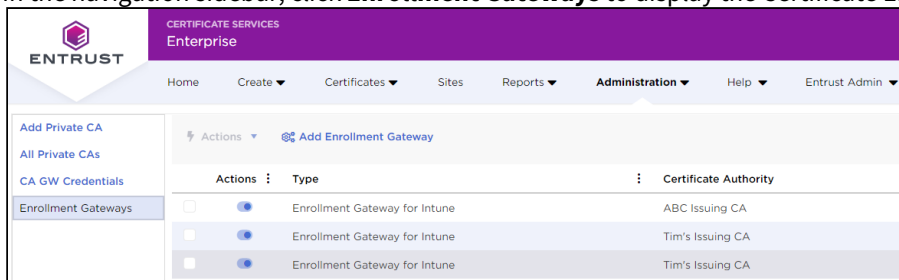
On the Entrust Certificate Services portal, add and configure a Certificate Enrollment Gateway instance to process MDM requests.

To configure Entrust Certificate Enrollment Gateway for MDM

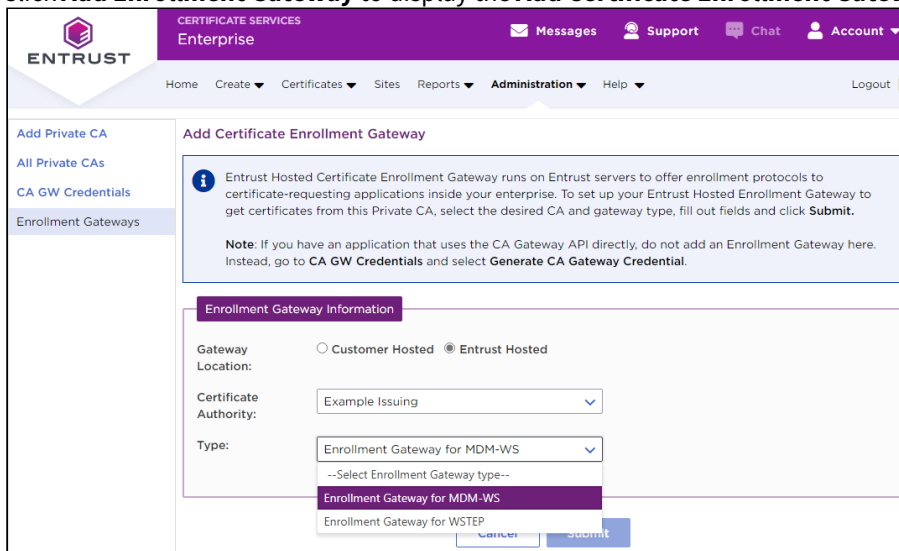
1. Log into cloud.entrust.net



- In the menu bar, select **Administration > PKIaaS Management**.
- In the navigation sidebar, click **Enrollment Gateways** to display the Certificate Enrollment Gateway list.



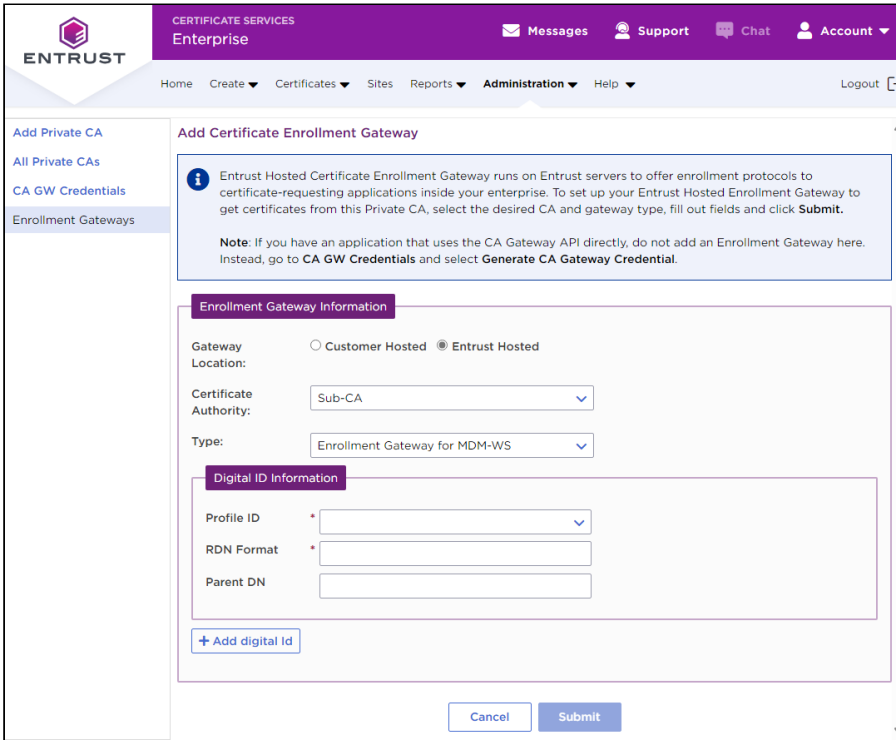
4. Click **Add Enrollment Gateway** to display the **Add Certificate Enrollment Gateway** page.



- Configure the following settings under **Enrollment Gateway Information**.
 - Gateway Location:** select **Entrust Hosted**.
 - Certificate Authority:** select the Certificate Authority described in [Configuring an Entrust PKIaaS issuing CA for MDM](#).
 - Type:** select **Enrollment Gateway for MDM-WS**.
- Add one or more digital identities as explained in [Adding digital identifiers to a Certificate Enrollment Gateway for MDM](#).

Adding digital identifiers to a Certificate Enrollment Gateway for MDM

After [Adding an Entrust-hosted Certificate Enrollment Gateway for MDM](#), complete the gateway configuration with at least one digital identifier.



To add digital identifiers to an enrollment gateway

1. Configure the following settings under **Digital ID Information**.
 - [Profile ID](#)
 - [RDN Format](#)
 - [Parent DN](#)
2. Click **Add digital Id** to configure more digital identifiers.
3. Click **Submit**.
4. Click **OK** in the **Add Enrollment Gateway Confirmation** dialog and wait while the Entrust Certificate Services provision the new Certificate Enrollment Gateway.
5. Click **OK** on the **Enrollment Gateway Request Submitted** dialog.

Profile ID

Select a profile of the CA previously selected when [Adding an Entrust-hosted Certificate Enrollment Gateway for MDM](#).

RDN Format

The Relative Distinguished Name (RDN) format to build certificate Subject Names.


- [Adding custom variables](#)
- [Configuring the profileid variable for automated renewal](#)
- [Adding Jamf preloaded variables](#)

Adding custom variables

Subject Names support custom variable names using the `<variable>` syntax – for example:

```
CN=<var1> <var2> <var3> SampleStaticText
```

See [RDN Variables](#) for how to set the value of each variable in the Jamf portal.

 Entrust PKIaaS will only process enrollment requests containing values for all variables.

Configuring the profileid variable for automated renewal

Add the `idprofile` variable to support automated certificate renewal – for example:

```
CN=<var1> <profileid>
```

See [RDN Variables](#) for how to set the value of this variable in the Jamf portal.

Adding Jamf preloaded variables

Jamf enrollment requests will always contain values for the following RDN variables. You don't need to inform them in the Jamf portal.

Variable	Value
igusername	The name of the device user.
iggroup	The group of enrolled devices.
devicetype	The type of enrolled device.

For example:

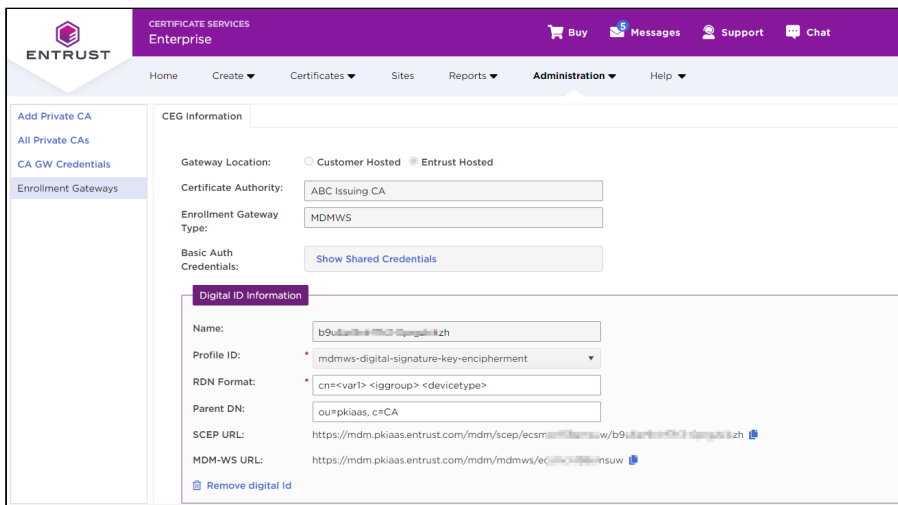
```
CN=<igusername> <iggroup> <devicetype>
```

Parent DN

The parent Distinguished Name (DN) for building the RDN of a certificate. Specifically, the selected value is appended to the end of the Subject DN after the RDN Format variables have been processed.

Getting Certificate Enrollment Gateway settings for MDM

After [Adding an Entrust-hosted Certificate Enrollment Gateway for MDM](#), click on the name of the Certificate Enrollment Gateway to display the **CEG Information** page.



Copy the following values to use later when [Configuring MDM automation in Jamf](#).

- [Basic Auth Credentials](#)
- [Digital ID Information / Name](#)
- [Digital ID Information / SCEP URL](#)
- [Digital ID Information / MDM-WS-URL](#)

Basic Auth Credentials

Click **Show Shared Credentials** to copy the **UserID** and the **Password**.

Digital ID Information / Name

Copy your digital configuration name.

Digital ID Information / SCEP URL

Copy the URL of the SCEP enrollment web service.

US region

```
https://mdm.pkiaas.entrust.com/mdm/scep/{accountId}/{name}
```

EU region

```
https://mdm.eu.pkiaas.entrust.com/mdm/scep/{accountId}/{name}
```

Where `{accountId}` is your account identifier and `{name}` is your digital configuration name.

Digital ID Information / MDM-WS-URL

Copy the URL of the MDM enrollment web service.

US region

https://mdm.pkiaas.entrust.com/mdm/scep/{accountId}

EU region

https://mdm.eu.pkiaas.entrust.com/mdm/scep/{accountId}

Where `{accountId}` is your account identifier.

Configuring MDM automation in Ivanti Neurons MDM

When using Ivanti Neurons for MDM as a provider, the enrollment automation:

- Supports the PKI protocol for Entrust MDMWS PKCS #12 enrollment.
- Does not yet support the Simple Certificate Enrollment Protocol (SCEP). MobileIron Cloud is addressing the limitations in its SCEP implementation to ensure full support for all profiles.

See below the [MDMWS certificate profiles](#) currently supported by each protocol.

Profile	PKI	SCEP
mdmws-digital-signature	✗	✗
mdmws-digital-signature-key-encipherment	✗	✗
mdmws-digital-signature-key-encipherment-clientauth	✗	✗
mdmws-key-encipherment	✗	✗
mdmws-non-repudiation	✗	✗
mdmws-p12-digital-signature	✓	✗
mdmws-p12-digital-signature-key-encipherment	✓	✗
mdmws-p12-digital-signature-key-encipherment-clientauth	✓	✗
mdmws-p12-key-encipherment	✓	✗
mdmws-p12-non-repudiation	✓	✗

Follow the steps below to automate MDM enrollment in MobileIron.

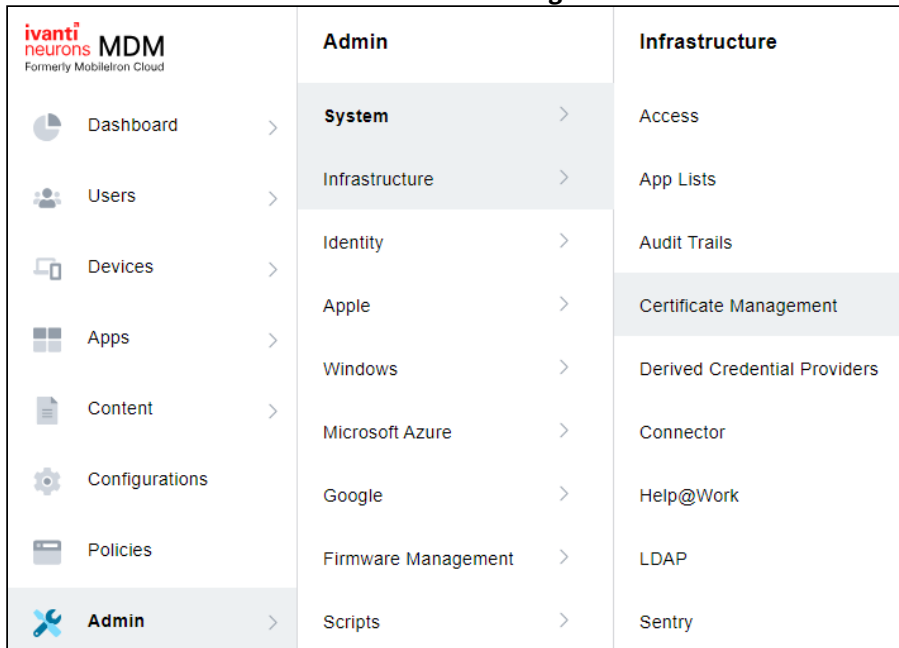
- Adding Entrust as issuing certificate authority in Ivanti Neurons MDM
- Adding the PKIaaS issuing and root CA certificates in Ivanti Neurons MDM
- Adding an identity certificate in Ivanti Neurons MDM

Adding Entrust as issuing certificate authority in Ivanti Neurons MDM

Add and configure Entrust as an issuing certificate authority in Ivanti Neurons to automate MDM enrollment.

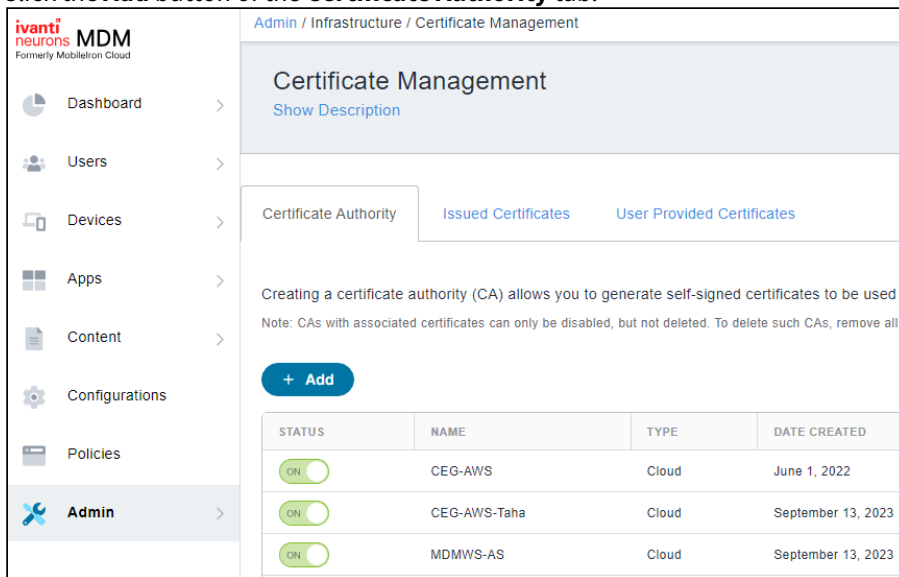
To add Entrust as issuing certificate authority in Ivanti Neurons

1. Log into the Ivanti Neurons portal.
2. Go to **Admin > Infrastructure > Certificate Management**.



Admin		Infrastructure
Dashboard	System	Access
Users	Infrastructure	App Lists
Devices	Identity	Audit Trails
Apps	Apple	Certificate Management
Content	Windows	Derived Credential Providers
Configurations	Microsoft Azure	Connector
Policies	Google	Help@Work
Admin	Firmware Management	LDAP
	Scripts	Sentry

3. Click the **Add** button of the **Certificate Authority** tab.



Admin / Infrastructure / Certificate Management

Certificate Management

[Show Description](#)

Certificate Authority | [Issued Certificates](#) | [User Provided Certificates](#)

Creating a certificate authority (CA) allows you to generate self-signed certificates to be used by...
 Note: CAs with associated certificates can only be disabled, but not deleted. To delete such CAs, remove all th...

+ Add

STATUS	NAME	TYPE	DATE CREATED
<input checked="" type="checkbox"/>	CEG-AWS	Cloud	June 1, 2022
<input checked="" type="checkbox"/>	CEG-AWS-Taha	Cloud	September 13, 2023
<input checked="" type="checkbox"/>	MDMWS-AS	Cloud	September 13, 2023

4. Click **Continue**.

Connect to a publicly-trusted Cloud Certificate Authority

Use this option to connect to your public CA's certificate issuance cloud.

[Continue](#)

5. Configure the following settings.

- Name
- Select Cloud CA
- Description
- Enter URL
- Enter Username
- Enter Password
- Group
- Cache Identities on Ivanti Neurons for MDM

! Create a Cloud Certificate Authority ✕

Name	<input type="text" value="Entrust"/>
Select Cloud CA	<input style="border-bottom: 1px solid #ccc;" type="text" value="Entrust"/>
Description	<input type="text"/>
Enter URL	<input style="border: 1px solid #f00;" type="text"/>
Enter Username	<input style="border: 1px solid #f00;" type="text"/>
Enter Password	<input style="border: 1px solid #f00;" type="text"/>
Group	<input type="text"/>

Cache Identities on Ivanti Neurons for MDM
Full identities will be stored on Ivanti Neurons for MDM instead of being generated each time

[← Back](#)[Done](#)

Name

Enter a friendly name used for Entrust CA within Ivanti Neurons MDM.

Mandatory: Yes.

Select Cloud CA

Select **Entrust**.

Mandatory: Yes.

Description

Add an optional description for the Entrust CA.

Mandatory: No

Enter URL

Paste the **MDM-WS URL** value described in [Getting Certificate Enrollment Gateway settings for MDM](#).

Mandatory: Yes.

Enter Username

Paste the **UserID** value described in [Getting Certificate Enrollment Gateway settings for MDM](#).

Mandatory: Yes.

Enter Password

Paste the **Password** value described in [Getting Certificate Enrollment Gateway settings for MDM](#).

Mandatory: Yes.

Group

Skip this field, as groups are not evaluated for certificate authorities.

Cache Identities on Ivanti Neurons for MDM

Keep this option enabled. Disabling this option will result in certificates being regenerated each time they are needed.

Adding the PKIaaS issuing and root CA certificates in Ivanti Neurons MDM

Repeat the steps below to add the certificates of the following certificate authorities.

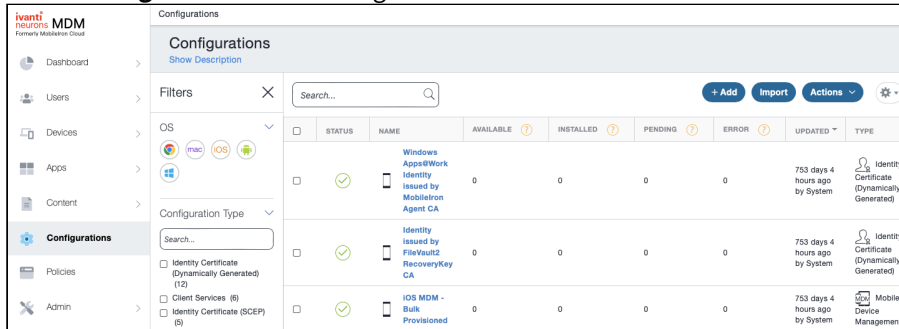
- The issuing CA described in [Configuring an Entrust PKIaaS issuing CA for MDM](#).
- The root CA of this issuing CA.

 See [Downloading a CA certificate](#) for how to download both certificates.

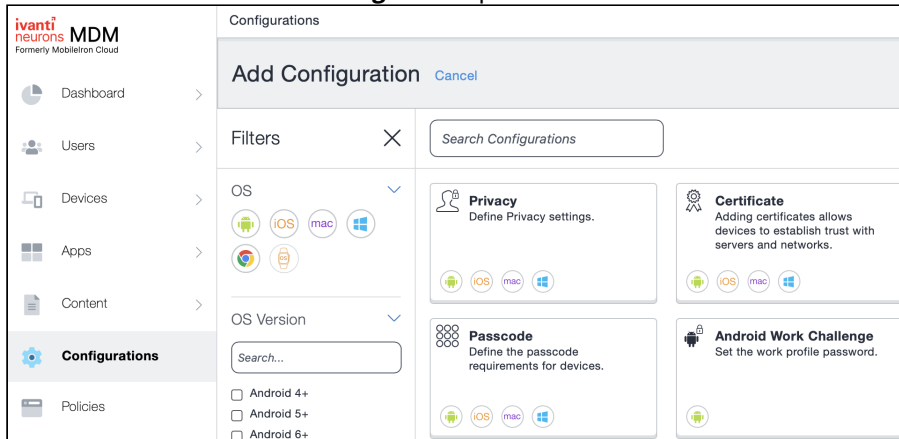
To add a CA certificate in Ivanti Neurons MDM

1. Log into the Ivanti Neurons portal.

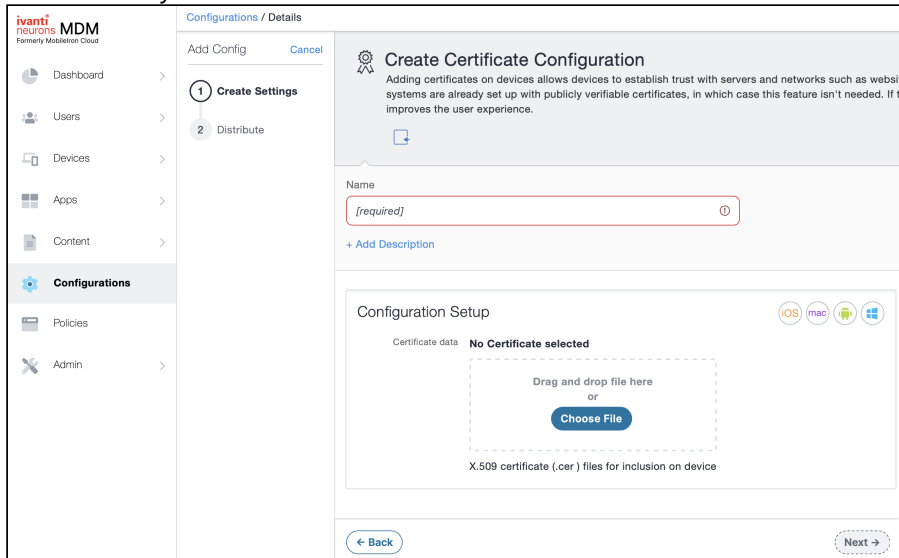
2. Select **Configurations** in the navigation sidebar and click **Add**.



3. Click **Certificate** in the Add Configuration pane.

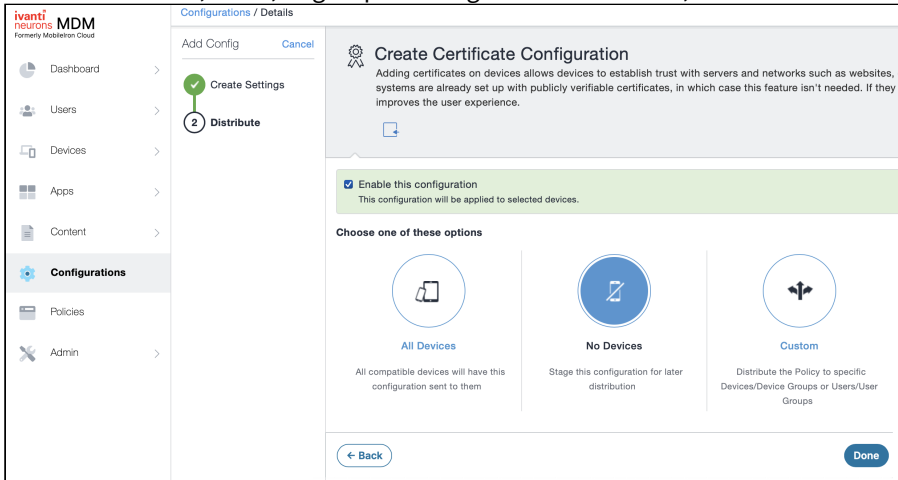


4. Enter a friendly name for the CA certificate in the **Name** field.



5. Click **Choose file** under **Configuration Setup**, import the certificate file, and click **Next**.

6. Select the devices, users, or groups to assign the certificate to, and click **Done**.

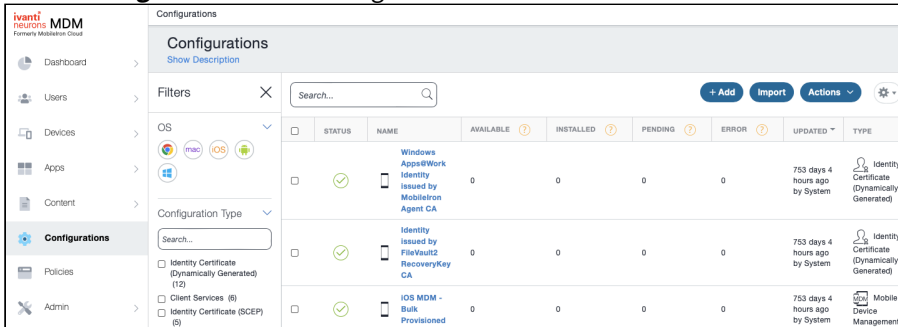


Adding an identity certificate in Ivanti Neurons MDM

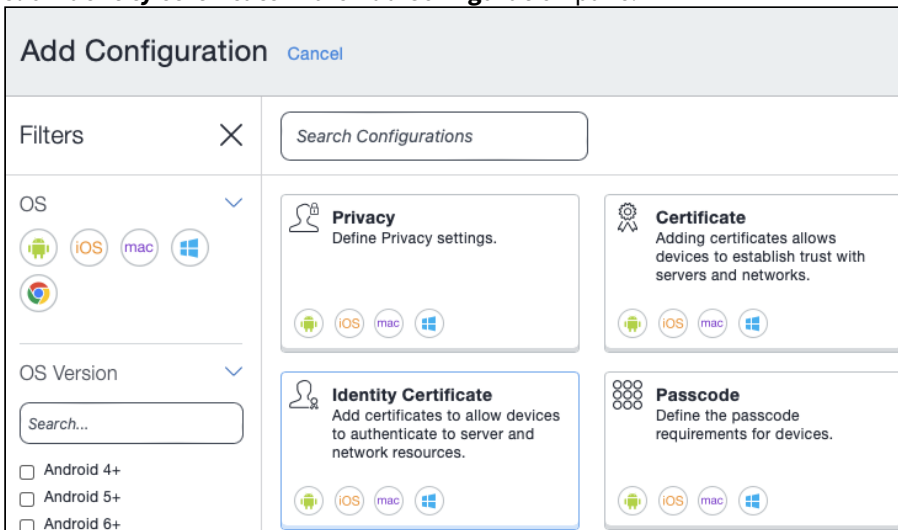
Add an identity certificate in Ivanti Neurons to automate MDM enrollment.

To add an identity certificate in Ivanti Neurons


1. Log into the Ivanti Neurons portal.
2. Select **Configurations** in the navigation sidebar and click **Add**.



3. Click **Identity certificate** in the **Add Configuration** pane.



4. Enter a friendly name for the identity certificate in the **Name** field.



Create Identity Certificate Configuration

User-, device-, or group-based certificates can be used to authenticate access to resources such as web components like VPN or Wi-Fi. After manually uploading a certificate, you can set your email, Wi-Fi, or V

[More...](#)

Name





[required]
ⓘ

[+ Add Description](#)

5. Select the following values under **Configuration Setup**.

- [Certificate Distribution](#)
- [Source](#)
- [Profile ID](#)
- [Profile description](#)
- [Application description](#)
- [Subject Alternate Name Type](#)
- [Subject Alternative Name Value](#)
- [Target Certificate Store](#)

Configuration Setup

Certificate Distribution

Dynamically Generated

Source Entrust PKIaaS Issuing CA

Profile ID Select a Profile

Profile description

Application description

Subject Alternate Name Type DNS Name ⓘ

The type of a subject alternative name


example.com

Subject Alternate Name Value

+Add

Allow All Apps to access Private Key

Create configuration without issuing test certificate

Windows only 

Target Certificate Store Device Certificate User Certificate

Certificate Distribution

Select **Dynamically Generated**.

Mandatory: Yes

Source

Select the certificate authority described in [Adding Entrust as issuing certificate authority in Ivanti Neurons MDM](#).

Mandatory: Yes

Profile ID

Select the **Profile ID** value of the digital identifier.

 See [Adding digital identifiers to a Certificate Enrollment Gateway for MDM](#) for details on digital identifiers.

Mandatory: Yes

Profile description

Enter a description of the enrollment profile.

Mandatory: No

Application description

Enter a description of the intended application for the identity certificate.

Mandatory: No

Subject Alternate Name Type

Select a format for the Subject Alternative Name field in the enrolled certificates.

Mandatory: Select **None** if the enrolled certificates do not require a Subject Alternative Name field.

Subject Alternative Name Value

Enter a value for the Subject Alternative Name field in the enrolled certificates.

Mandatory: When selecting a value other than **None** in **Subject Alternate Name Type**.

Target Certificate Store

When enrolling Windows devices, select the store for installing the certificates.

Option	Certificate store
Device Certificate	The store of the local machine
User Certificate	The store of the current user

Mandatory: When enrolling certificates for Windows devices.

Configuring MDM automation in Jamf

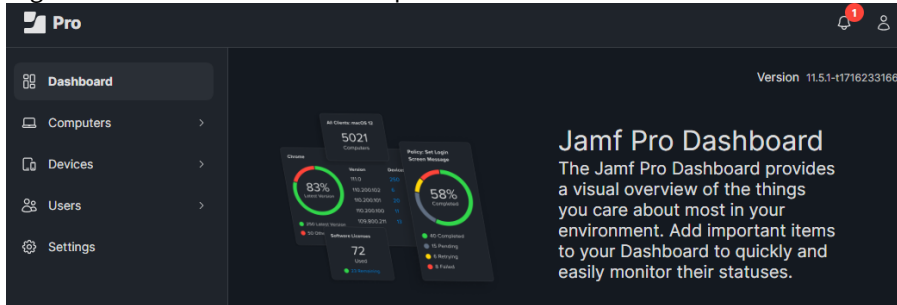
Jamf is a cloud service for managing Apple devices such as Mac, iPad, or iPhone. When enrolling these devices, the SCEP Payload must include the settings described in:

<https://support.apple.com/guide/deployment/scep-payload-settings-dep495a6d79/web>

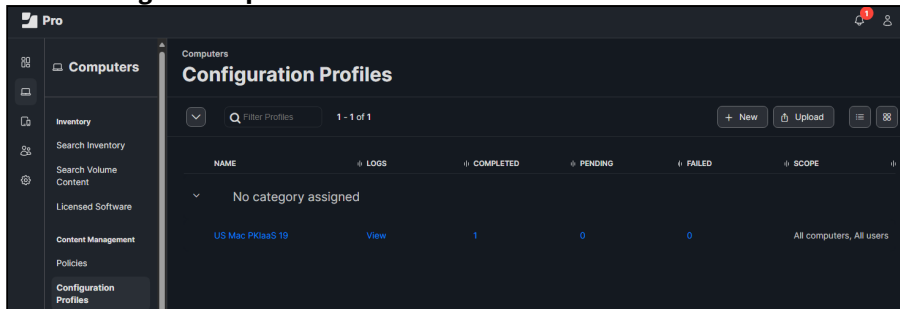
If using Jamf as MDM provider, configure and install a profile as described below.

To configure and install a MDM profile in Jamf

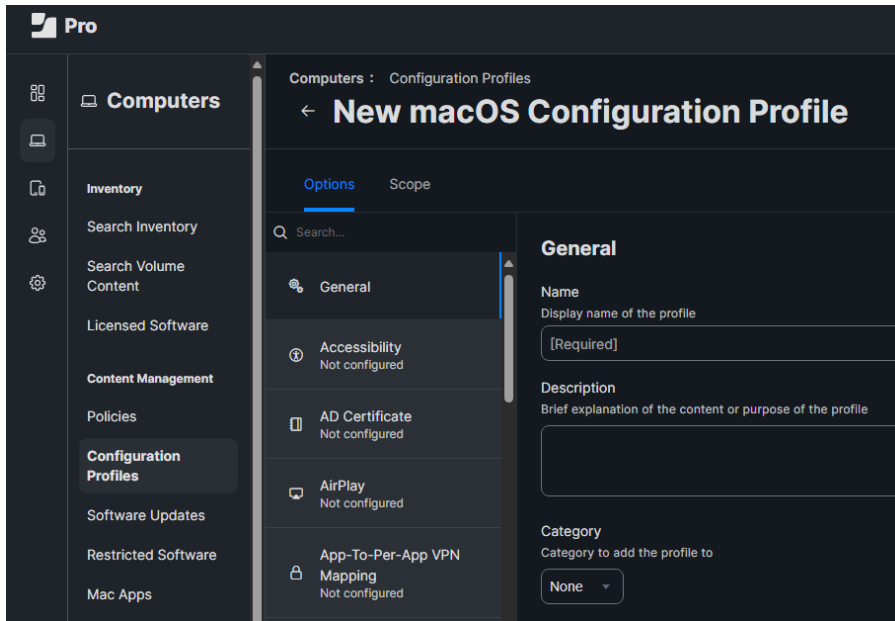
1. Login into the Jamf administration portal.



2. Select:
 - **Computers** to create a profile for enrolling Apple computers such as MacBooks.
 - **Devices** to create a profile for enrolling iPhones, iPads, etc.
3. Select **Configuration profiles** in the sidebar and click **New**



4. Configure the following settings in the **New macOS Configuration Profile** form.
 - [Options](#)
 - [Scope](#)



5. Click **Save**.
6. To enroll devices, users must login to Jamf and follow the prompts for enrollment.
 - Depending on how Jamf was configured, users may or may not be prompted to download and install CA Certificates.
 - Users will be prompted to download and install a profile.
 - Wait while the device is enrolled. Certificates will automatically be issued during enrollment.

Options

Configure the following settings in the **Options** tab of the **New macOS Configuration Profile**.

- [General](#)
- [SCEP](#)
- [Certificate](#)

General

Click **General** on the **Options** tab and configure the following settings.

Setting	Value	Mandatory
Name	Write a profile name to display on the device.	✓
Description	Write a description of the profile purpose.	✗
Category	Select a profile category.	✗
Level	Select Device Level .	✓

Setting	Value	Mandatory
Distribution Method	Select Install Automatically .	✓

Certificate

Click **Certificate** on the **Options** tab and configure the following settings.

Settings	Value	Mandatory
Certificate Name	Write a name for the certificate.	✓
Select certificate option	Click Upload	✓
Certificate	Upload the certificate file obtained when Downloading the Entrust PKIaaS root CA certificate for MDM .	✓

SCEP

Click **SCEP** on the **Options** tab and configure the following settings.

- [URL](#)
- [Name](#)
- [Redistribute Profile](#)
- [Subject](#)
- [Subject Alternative Name Type](#)
- [Retries](#)
- [Retry delay](#)
- [Challenge type](#)
- [Entrust Web Service URL](#)
- [Administrator Username](#)
- [Administrator Password](#)
- [Verify Password](#)
- [Digital ID Configuration Name](#)
- [Group Name](#)
- [RDN Variables](#)
- [Key Size](#)
- [Use as digital signature](#)
- [Use for key encipherment](#)
- [Fingerprint](#)

URL

Paste the **SCEP URL** value obtained when [Getting Certificate Enrollment Gateway settings for MDM](#).

Mandatory: Yes.

Name

Enter the name of the SCEP service to display on the device.

Mandatory: Yes.

Redistribute Profile

Select **Never**.

Mandatory: Yes.

Subject

Enter the Subject Distinguished Name to include in the Certificate Signing Requests (CSRs). The enrollment process will ignore this dummy value and use the digital identifier.

 See [Adding digital identifiers to a Certificate Enrollment Gateway for MDM](#) for details on digital identifiers.

Mandatory: Yes.

Subject Alternative Name Type

Select the type of Subject Alternative Name.

Mandatory: No.

Retries

Select the maximum number of retries after a PENDING response.

Mandatory: No.

Retry delay

Select the period between retries.

Mandatory: No.

Challenge type

Select **Dynamic Entrust**.

Mandatory: Yes.

Entrust Web Service URL

Paste the **MDM-WS-URL** value obtained when [Getting Certificate Enrollment Gateway settings for MDM](#).

Mandatory: Yes.

Administrator Username

Paste the **User ID** value obtained when [Getting Certificate Enrollment Gateway settings for MDM](#).

Mandatory: Yes.

Administrator Password

Paste the **Password** value obtained when [Getting Certificate Enrollment Gateway settings for MDM](#).

Mandatory: Yes.

Verify Password

Paste the **Password** value obtained when [Getting Certificate Enrollment Gateway settings for MDM](#).

Mandatory: Yes.

Digital ID Configuration Name

Paste the **Name** value obtained when [Getting Certificate Enrollment Gateway settings for MDM](#).

Mandatory: Yes.

Group Name

Enter a name for the group.

Mandatory: When the **RDN Format** of the digital identifier includes the `<iggroup>` variable. In this case, Jamf will automatically map this **Group Name** to the `<iggroup>` variable.

 See [Adding digital identifiers to a Certificate Enrollment Gateway for MDM](#) for details on digital identifiers.

RDN Variables

Enter a value for each variable added to [RDN Format](#) in the Entrust Certificate Services.

- [Configuring the profileid variable for automated renewal](#)
- [Using Jamf payload variables](#)
- [Omitting Jamf preloaded variables](#)

Mandatory: Yes.

Configuring the profileid variable for automated renewal

To support automated certificate renewal, add the following variable.

Variable name	Variable value
profileid	\$PROFILE_IDENTIFIER

Where `profileid` is the variable added to [RDN Format](#) in the Entrust Certificate Services.

Using Jamf payload variables

RDN values support the following Jamf payload variables.

Variables	Jamf documentation
Payload Variables for Computer Configuration Profiles	https://learn.jamf.com/bundle/jamf-pro-documentation-current/page/Computer_Configuration_Profiles.html#ariaid-title2

Variables	Jamf documentation
Payload Variables for Device Configuration Profiles	https://learn.jamf.com/bundle/jamf-pro-documentation-current/page/Mobile_Device_Configuration_Profiles.html#ariaid-title3

Omitting Jamf preloaded variables


Do not set the following variables, as Jamf requests always provide values for them.

Variable	Value
igusername	The name of the device user.
iggroup	The group of enrolled devices.
devicetype	The type of enrolled device.

Key Size

Select one of the following values.

- 2048
- 4096

 Entrust PKIaaS does not support key sizes below 2048.

Mandatory: Yes.

Use as digital signature

Check to use the enrolled certificates for signing data.

Mandatory: No.

Use for key encipherment

Check to use the enrolled certificates for cipherring keys.

Mandatory: No.

Fingerprint

Paste the SHA-256 fingerprint (in hexadecimal format) of the whole root CA certificate in DER binary encoding (not in PEM). You can obtain this value from the certificate properties or run the following commands.

Windows

```
certutil -hashfile rootca.der SHA256
```

MacOS

```
openssl x509 -fingerprint -sha256 -noout -in rootca.crt | sed "s/[:]//g"
```

Mandatory: Yes. It is recommended to always configure this field when possible.

Scope

Configure the following settings on the **Scope** tab of the **New macOS Configuration Profile**.

Setting	Value	Mandatory
Target Mobile Devices	Mobile devices to assign the profile to.	✓
Target Users	Users to distribute the profile to.	✓

Configuring MDM automation in VMware Workspace ONE

When using VMware Workspace ONE as MDM provider, the enrollment automation supports the following protocols.

- The PKI protocol for Entrust MDMWS PKCS #12 enrollment.
- The Simple Certificate Enrollment Protocol (SCEP).

See below the [MDMWS certificate profiles](#) supported by each protocol.

Profile	PKI	SCEP
mdmws-digital-signature	✗	✓
mdmws-digital-signature-key-encipherment	✗	✓
mdmws-digital-signature-key-encipherment-clientauth	✗	✓
mdmws-key-encipherment	✗	✓
mdmws-non-repudiation	✗	✓
mdmws-p12-digital-signature	✓	✓
mdmws-p12-digital-signature-key-encipherment	✓	✓
mdmws-p12-digital-signature-key-encipherment-clientauth	✓	✓

Profile	PKI	SCEP
mdmws-p12-key-encipherment	✓	✓
mdmws-p12-non-repudiation	✓	✓

See below for additional protocol differences.

	PKI	SCEP
Private key	Generated by the Entrust CA and delivered to Workspace One as a PKCS #12. Workspace One delivers the resulting private key and certificate to the managed device.	Generated along with the CSR by the managed device
Certificate information	Provided to the Entrust CA using the MDMWS API.	Contained within the CSR.
CSR challenge passwords	Not used.	<p>Workspace One:</p> <ol style="list-style-type: none"> 1. Requests challenge passwords from the MDMWS API of the Entrust CA. 2. Provides the challenge password to the managed devices. <p>The devices embed the challenge password into the CSR for SCEP enrollment.</p>
Enrollment request	Submitted by Workspace One.	Submitted by the managed devices to the SCEP endpoint of the Entrust CA. Optionally, you can use Workspace One as SCEP Proxy to perform SCEP against Workspace One instead of the Entrust CA.

	PKI	SCEP
Support status	Fully supported	<p>Temporarily broken because Workspace One:</p> <ul style="list-style-type: none"> • Sends an incorrect SCEP URL to the managed devices • Ignores the custom variables of the RDN Format selected when Adding digital identifiers to a Certificate Enrollment Gateway for MDM. <p>We are working with Workspace One to fix this.</p>

Follow the steps below to automate MDM enrollment in VMware Workspace ONE.

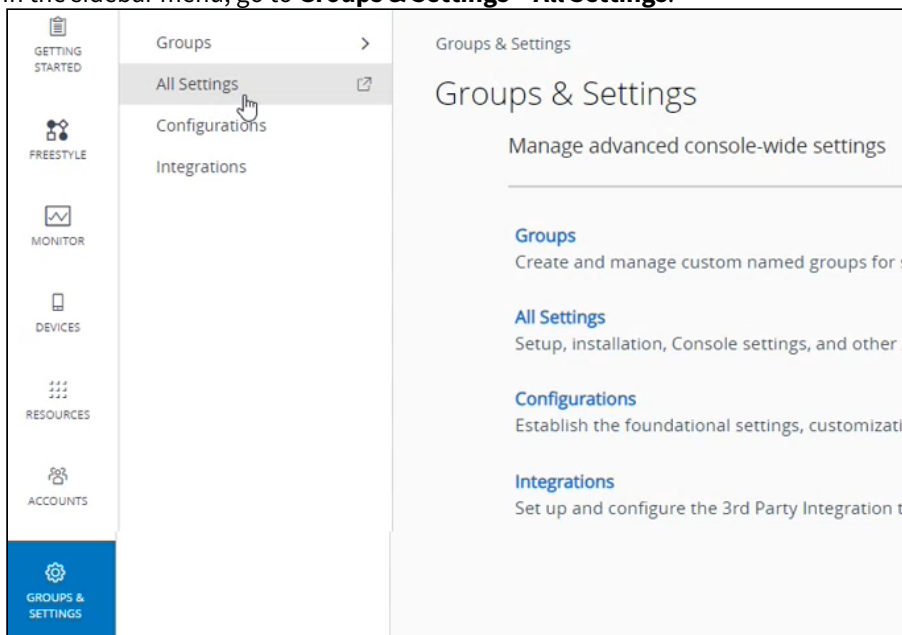
- [Adding a Certificate Authority and a Request Template for MDM automation in VMware Workspace ONE](#)
- [Adding a profile for trusted certificates in VMware Workspace ONE](#)
- [Adding a PKI profile for MDM automation in VMware Workspace ONE](#)
- [Adding a SCEP profile for MDM automation in VMware Workspace ONE](#)
- [Testing MDM automation in VMware Workspace ONE](#)

Adding a Certificate Authority and a Request Template for MDM automation in VMware Workspace ONE

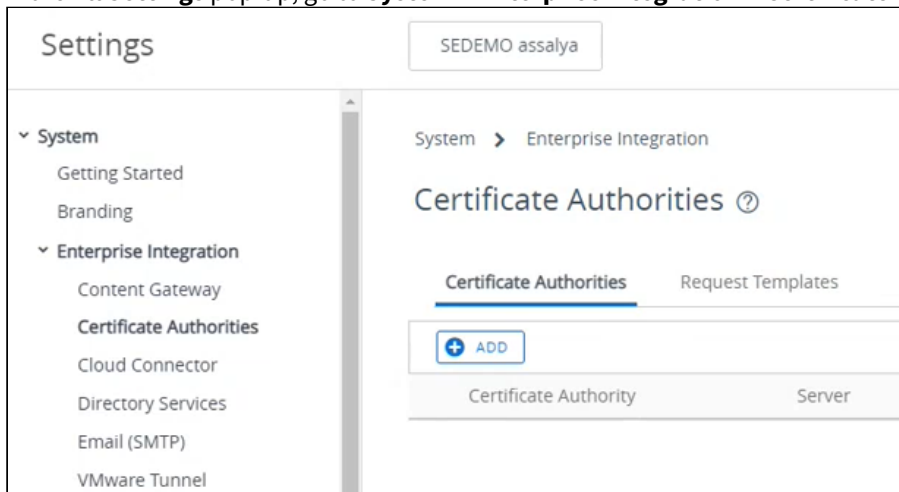
Add a Certificate Authority and a request template for MDM automation in VMware Workspace ONE.

To add a Certificate Authority and a request template

1. Log into your Workspace ONE UEM (Unified Endpoint Management).
2. In the sidebar menu, go to **Groups & Settings > All Settings**.



3. In the **All Settings** pop-up, go to **System > Enterprise integration > Certificate Authorities**.



4. Configure the following settings.

- [Certificate Authorities](#)
- [Request Templates](#)

Certificate Authorities

In the **Certificate Authorities** tab, click **ADD** to configure a new CA.

Setting	Value
Name	Enter a name for the CA in the VMware environment.
Description	Enter an optional description for the CA in the VMware environment.
Authority Type	Select Entrust .
Protocol	Select the SCEP or PKI protocols described in Configuring MDM automation in VMware Workspace ONE .
Server URL	Paste the MDM-WS URL value described in Getting Certificate Enrollment Gateway settings for MDM .
Username	Paste the UserID value described in Getting Certificate Enrollment Gateway settings for MDM .
Password	Paste the Password value described in Getting Certificate Enrollment Gateway settings for MDM .

Setting	Value
SCEP Endpoint URL	When Protocol is SCEP , paste the SCEP URL value described in Getting Certificate Enrollment Gateway settings for MDM .

Click **TEST CONNECTION** to check the connection with the Entrust CA, and **SAVE** to save the new CA settings.

Request Templates

In the **Request Templates** tab, click **ADD** to configure a new template for the CA.

Setting	Value
Name	Enter a name for the template in the VMware environment.
Description	Enter an optional description for the template in the VMware environment.
Certificate Authority	Select the name of the CA previously created in the Certificate Authorities tab.
Managed CA	Select the CA name described in Getting Certificate Enrollment Gateway settings for MDM .
Profile name	Select the value of the Digital ID Information / Name value described in Getting Certificate Enrollment Gateway settings for MDM .
<field>	Configure the RDN Format variables as explained in Adding digital identifiers to a Certificate Enrollment Gateway for MDM . You can provide static text or click the + symbol and select a Workspace One variable.

Mandatory Field Value Characters & = Not Allowed

var1 +

var2 +

{EmailDomain}	domain	▲
{EmailUserName}	User Email Username	
{EmailAddress}	User Email Address	▼
{EnrollmentUser}	Username	
{EnrollmentUserId}	User ID	▼

Click **SAVE** to save the new template settings.

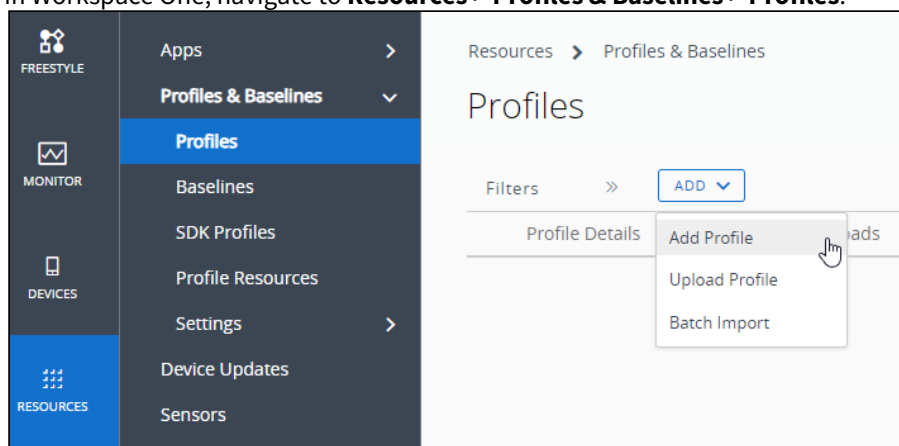
Adding a profile for trusted certificates in VMware Workspace ONE

Profiles with the **User Profile** context do not support uploading certificates to the **Trusted Root** certificate store. Therefore, you must create a profile with the **Device Profile** context and the following settings.

⚠ When creating a Workspace One profile with the **User Profile** context, assign them to the same **Smart Group**. This way, the devices managed by the user profile will trust the CA certificate chain of the device profile.

To add a device profile in Workspace One

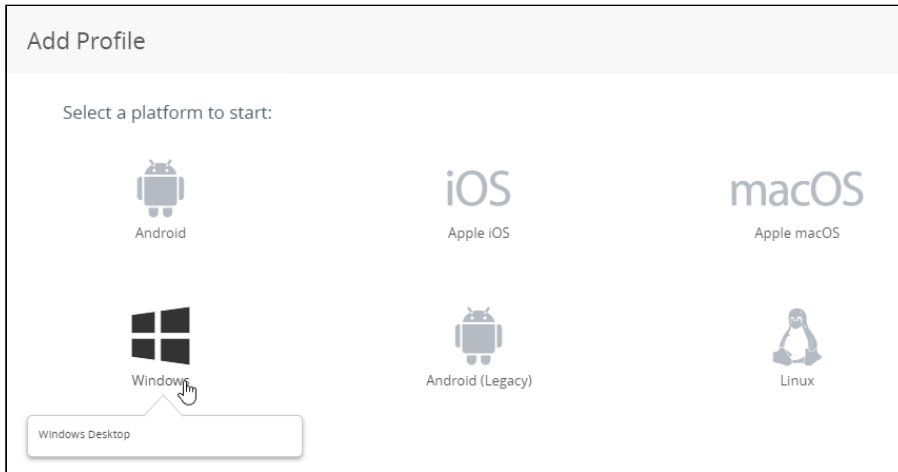
1. In Workspace One, navigate to **Resources > Profiles & Baselines > Profiles**.



2. In the content pane, click **Add > Add Profile**.
3. Follow the wizard pages described below.
 - [Add Profile](#)
 - [Select Device Type](#)
 - [Select Context](#)
 - [General](#)
 - [Credentials](#)

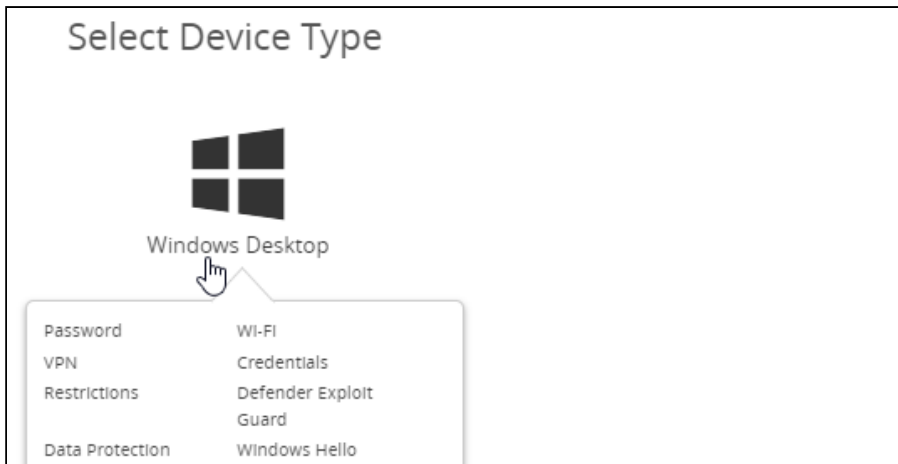
Add Profile

Click on the name of the platform running the enrollment device.



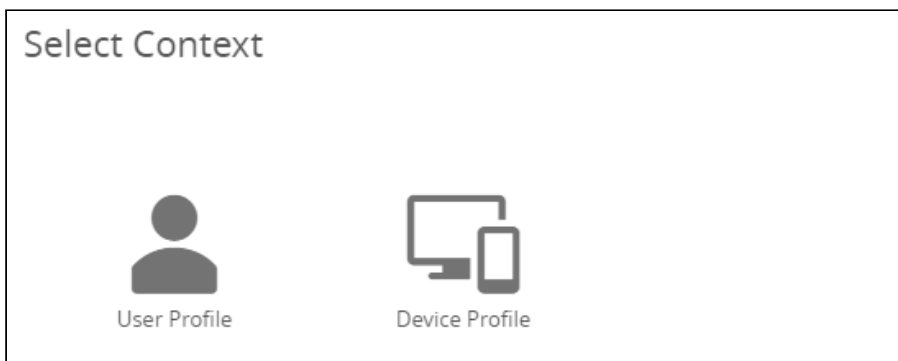
Select Device Type

Click on the type of enrolled device.



Select Context

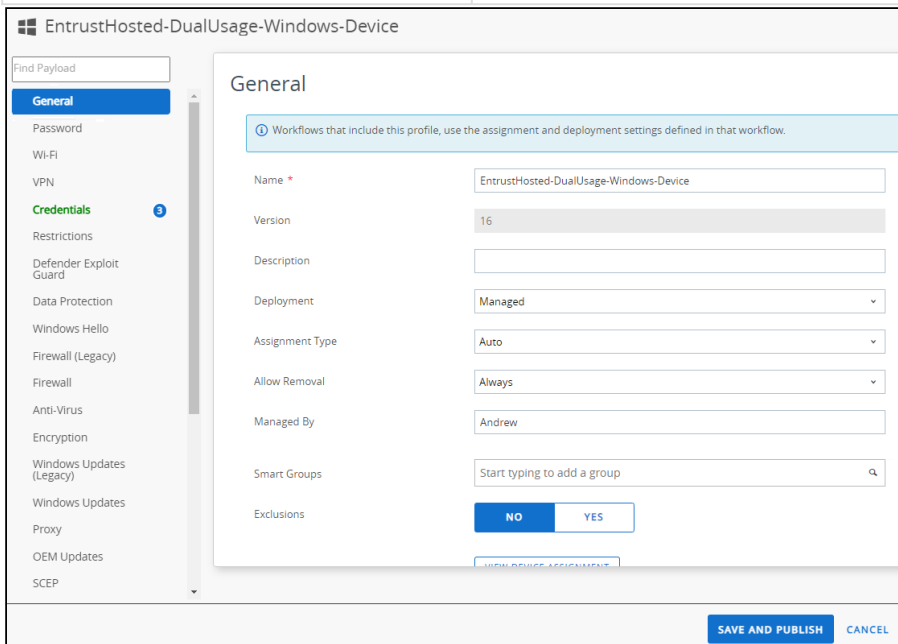
Click on **Device Profile** to enroll devices.



General

Click **General** in the sidebar menu to configure the following settings in the content pane.

Field	Value
Name	Enter a name for the profile.
Smart Group	Select the smart group containing the managed users or devices.



The screenshot shows the configuration interface for 'EntrustHosted-DualUsage-Windows-Device'. The 'General' tab is selected in the sidebar. The main content area displays the following settings:

- Name ***: EntrustHosted-DualUsage-Windows-Device
- Version**: 16
- Description**: (Empty text field)
- Deployment**: Managed (Dropdown menu)
- Assignment Type**: Auto (Dropdown menu)
- Allow Removal**: Always (Dropdown menu)
- Managed By**: Andrew (Text field)
- Smart Groups**: Start typing to add a group (Searchable list)
- Exclusions**: NO (Selected), YES (Button)

At the bottom of the interface, there are buttons for 'SAVE AND PUBLISH' and 'CANCEL'.

Credentials

Click **Credentials** in the sidebar menu to configure the user credentials.

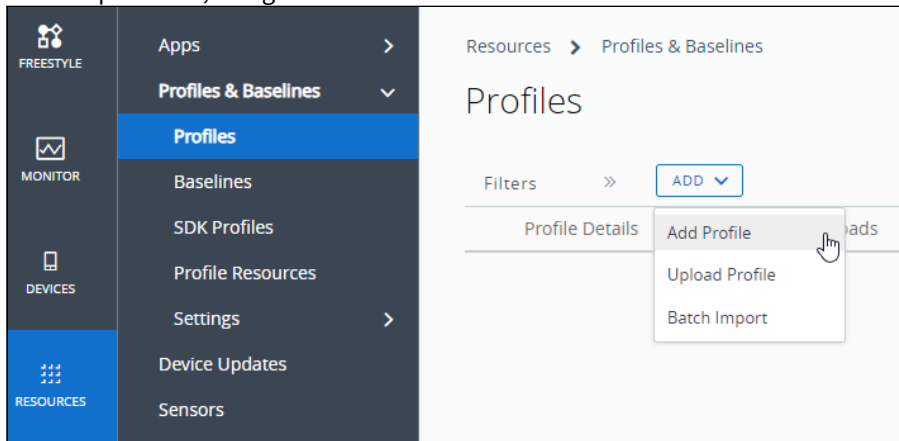
Field	Value
Credential Source	Select Defined Certificate Authority .
Certificate	Upload separately the certificates of the root and issuing CAs.
Certificate Store	Select Trusted Root .

Adding a PKI profile for MDM automation in VMware Workspace ONE

See below for creating an MDM automation profile to issue certificates with the PKI protocol.

To add a PKI profile in Workspace One

1. In Workspace One, navigate to **Resources > Profiles & Baselines > Profiles**.



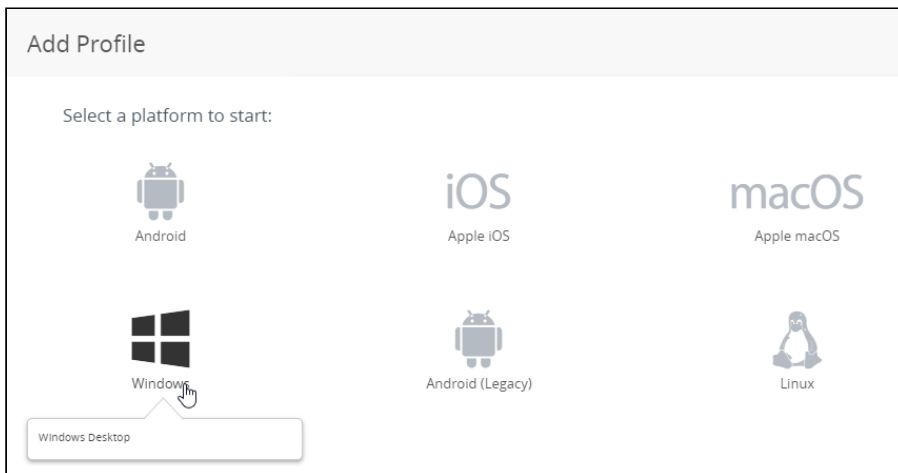
2. In the content pane, click **Add > Add Profile**.

3. Follow the wizard pages described below.

- [Add Profile](#)
- [Select Device Type](#)
- [Select Context](#)
- [General](#)
- [Credentials](#)


Add Profile

Click on the name of the platform running the enrollment device.



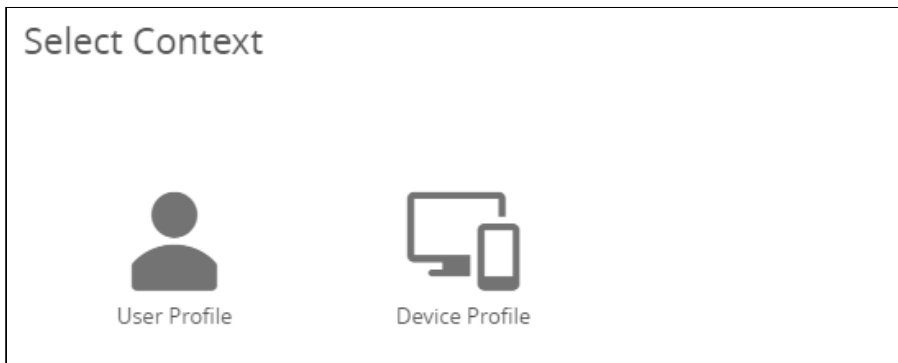
Select Device Type

Click on the type of enrolled device.



Select Context

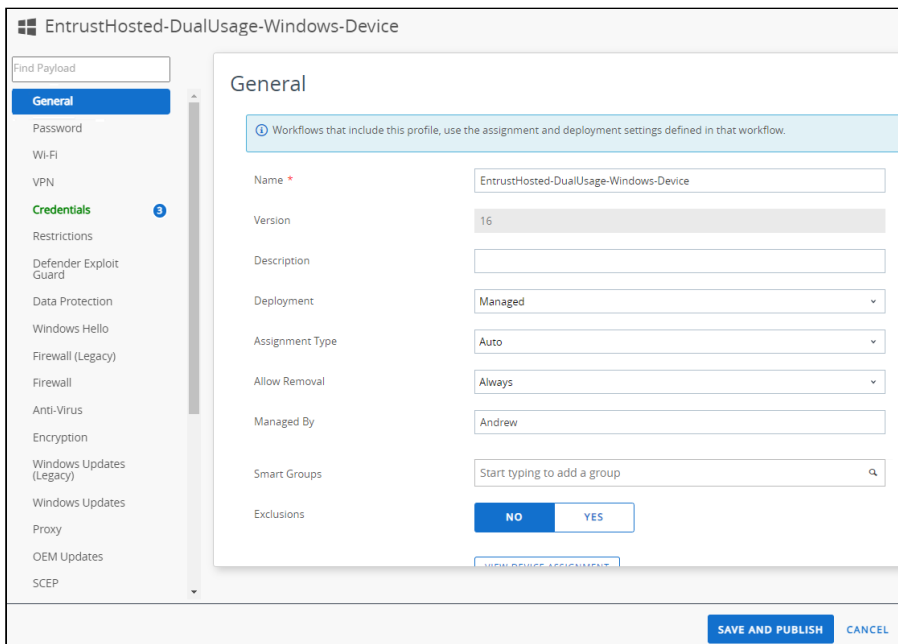
Click on **User Profile** to enroll users or **Device Profile** to enroll devices.



General

Click **General** in the sidebar menu to configure the following settings in the content pane.

Field	Value
Name	Enter a name for the profile.
Smart Group	Select the smart group containing the managed users or devices.



EntrustHosted-DualUsage-Windows-Device

Find Payload

General

- Password
- Wi-Fi
- VPN
- Credentials** 3
- Restrictions
- Defender Exploit Guard
- Data Protection
- Windows Hello
- Firewall (Legacy)
- Firewall
- Anti-Virus
- Encryption
- Windows Updates (Legacy)
- Windows Updates
- Proxy
- OEM Updates
- SCEP

General

Workflows that include this profile, use the assignment and deployment settings defined in that workflow.

Name * EntrustHosted-DualUsage-Windows-Device

Version 16

Description

Deployment Managed

Assignment Type Auto

Allow Removal Always

Managed By Andrew

Smart Groups Start typing to add a group

Exclusions NO YES

[VIEW DEVICE ASSIGNMENT](#)

SAVE AND PUBLISH CANCEL

Credentials

Click **Credentials** in the sidebar menu to configure the user credentials.

Field	Value
Credential Source	Select Defined Certificate Authority .
Certificate	Upload separately the certificates of the root and issuing CAs.
Certificate Store	Select Personal or Intermediate for profiles with the User Profile context. Select Trusted Root for profiles with the User Device context.

Click the **+** symbol to create a new credential with the following settings.

Field	Value
Credential Source	Select Defined Certificate Authority .
Certificate Authority	Select the CA configured in Adding a Certificate Authority and a Request Template for MDM automation in VMware Workspace ONE .

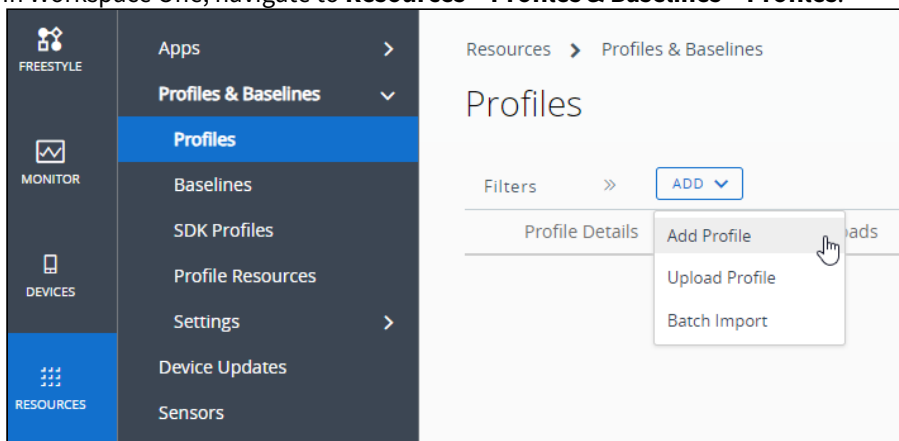
Field	Value
Certificate Template	Select the request template configured in Adding a Certificate Authority and a Request Template for MDM automation in VMware Workspace ONE .
Key Location	Specify the location for the issued certificate: Software or Hardware .
Certificate Store	Enter the name of the certificate store.

Adding a SCEP profile for MDM automation in VMware Workspace ONE

See below for creating an MDM automation profile to issue certificates with the SCEP protocol.

To add a SCEP profile in Workspace One

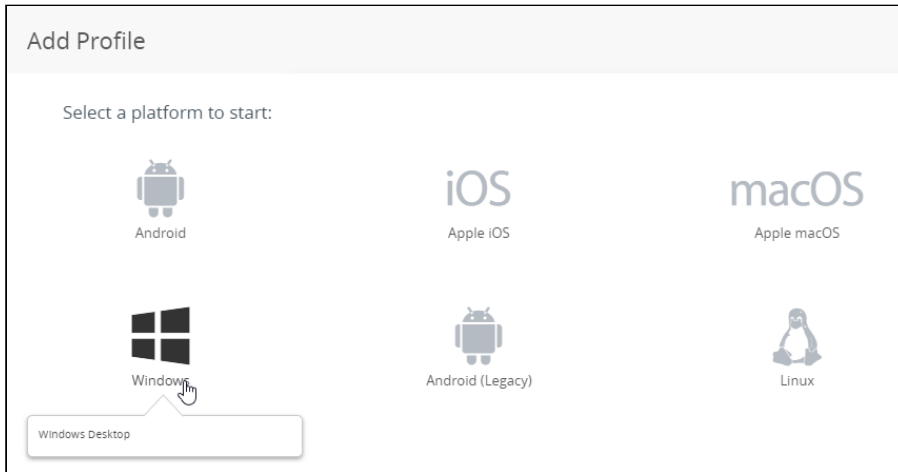
1. In Workspace One, navigate to **Resources > Profiles & Baselines > Profiles**.



2. In the content pane, click **Add > Add Profile**.
3. Follow the wizard pages described below.
 - [Add Profile](#)
 - [Select Device Type](#)
 - [Select Context](#)
 - [General](#)
 - [Credentials](#)
 - [SCEP](#)

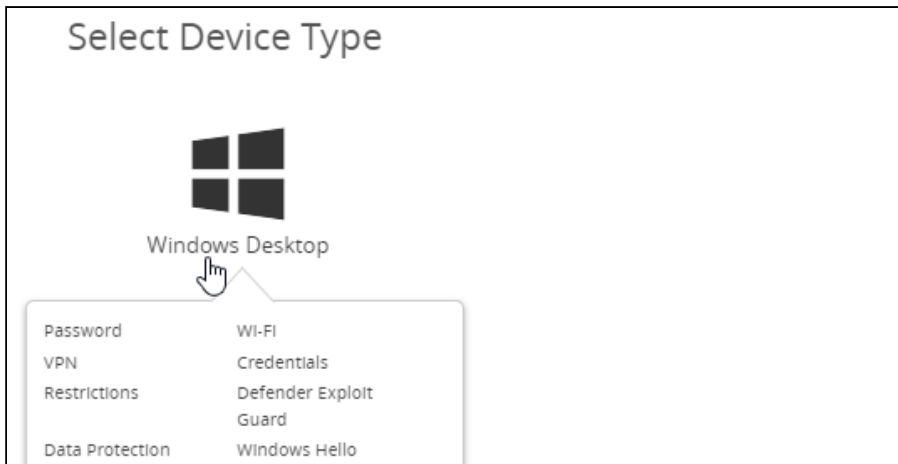
Add Profile

Click on the name of the platform running the enrollment device.



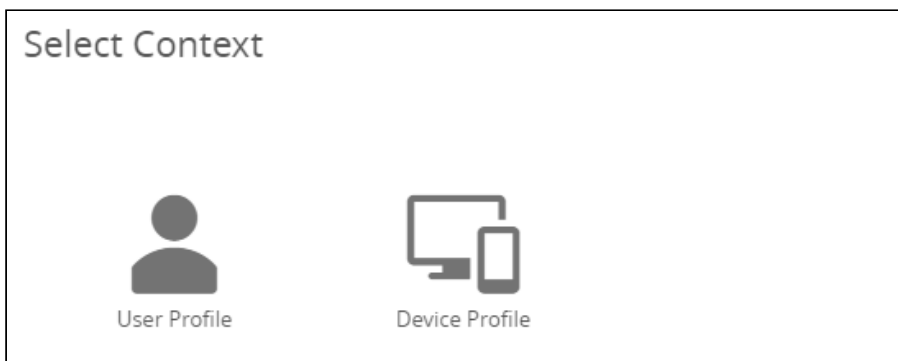
Select Device Type

Click on the type of enrolled device.



Select Context

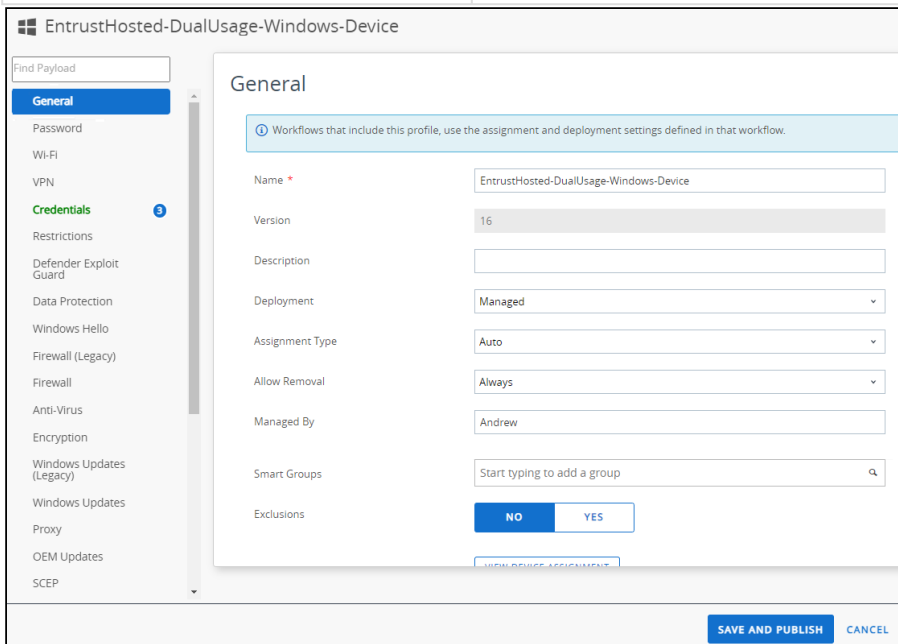
Click on **User Profile** to enroll users or **Device Profile** to enroll devices.



General

Click **General** in the sidebar menu to configure the following settings in the content pane.

Field	Value
Name	Enter a name for the profile.
Smart Group	Select the smart group containing the managed users or devices.



The screenshot shows the configuration interface for 'EntrustHosted-DualUsage-Windows-Device'. The 'General' tab is selected in the sidebar. The main content area displays the following settings:

- Name ***: EntrustHosted-DualUsage-Windows-Device
- Version**: 16
- Description**: (Empty text field)
- Deployment**: Managed (Dropdown menu)
- Assignment Type**: Auto (Dropdown menu)
- Allow Removal**: Always (Dropdown menu)
- Managed By**: Andrew (Text field)
- Smart Groups**: Start typing to add a group (Searchable text field)
- Exclusions**: NO (Selected), YES (Button)

At the bottom of the interface, there are buttons for 'SAVE AND PUBLISH' and 'CANCEL'.

Credentials

Click **Credentials** in the sidebar menu to configure the user credentials.

Field	Value
Credential Source	Select Defined Certificate Authority .
Certificate	Upload separately the certificates of the root and issuing CAs.
Certificate Store	Select Personal or Intermediate for profiles with the User Profile context. Select Trusted Root for profiles with the User Device context.

SCEP

Click **SCEP** in the sidebar menu to configure the following settings in the content pane.

Field	Value
Credential Source	Select Defined Certificate Authority .
Certificate Authority	Select the CA configured in Adding a Certificate Authority and a Request Template for MDM automation in VMware Workspace ONE .
Certificate Template	Select the request template configured in Adding a Certificate Authority and a Request Template for MDM automation in VMware Workspace ONE .
Key Location	Specify the location for the issued certificate: Software or Hardware .

Testing MDM automation in VMware Workspace ONE

Test the MDM automation in VMware Workspace ONE after completing the configuration steps.


To test MDM automation in VMware Workspace ONE

1. Open a browser at <https://getwsone.com>
2. Download the VMware Workspace ONE Intelligent Hub application.
3. Install the application on the device you want to enroll.
4. Log into the VMware Workspace ONE Intelligent Hub.

 The user must belong to the Smart Group selected when adding the profile.


5. Click **Sync Device**.

Workspace ONE Intelligent Hub



Basic

Support
[555-123-4567](#)
[Email Support](#)
[Collect Logs](#)
[Hub Status](#)



DMSPCEGWS1AA03

- Enrolled
- No compliance set

[Sync Device](#)

Sync has completed
Last Sync: 7/24/2023 12:13:45 PM

Enrollment
Enrolled server
Enrolled group ID

Network
Internet access
UEM server

Device
Serial number
Encryption

10 Automating Windows Auto Enrollment (WSTEP) with an Entrust-hosted Enrollment Gateway

Entrust PKIaaS integrates into Microsoft Active Directory environments to automate enrollment with the following Microsoft protocols.

Protocol	Purpose	See
X.509 Certificate Enrollment Policy Protocol (MS-XCEP)	Defines the interactions between a requesting client and a responding server to exchange a certificate enrollment policy, which is the collection of certificate templates and certificate issuers available to the requestor for X.509 certificate enrollment.	learn.microsoft.com/en-us/openspecs/windows_protocols/ms-xcep
WS-Trust X.509v3 Token Enrollment Extensions (MS-WSTEP)	Define the message formats and server behavior to manually or automatically enroll X.509 certificates for users and computers.	learn.microsoft.com/en-us/openspecs/windows_protocols/ms-wstep

See below for the required configuration steps.

- [Planning your WSTEP deployment](#)
- [WSTEP enrollment requirements](#)
- [Preparing the Active Directory forest for WSTEP](#)
- [Configuring an Entrust PKIaaS issuing CA for WSTEP](#)
- [Creating an Entrust-hosted Certificate Enrollment Gateway for WSTEP](#)
- [Downloading a PKIaaS Virtual Machine from the PKIaaS portal](#)
- [Installing a PKIaaS Virtual Machine](#)
- [Configuring PKIaaS Virtual Machines on the PKIaaS portal](#)
- [Enabling WSTEP for users and devices](#)
- [Managing Microsoft certificate templates in Active Directory](#)
- [Managing on-premises PKIaaS Virtual Machines](#)
- [Troubleshooting WSTEP enrollment issues](#)

See the following video for a quick guide on the required steps.

<https://www.youtube.com/watch?v=l6dDmpRRbyw>

Planning your WSTEP deployment

WSTEP integration requires the on-premises installation of a PKIaaS Virtual Machine in the customer's LAN. Once installed, this PKIaaS Virtual Machine:

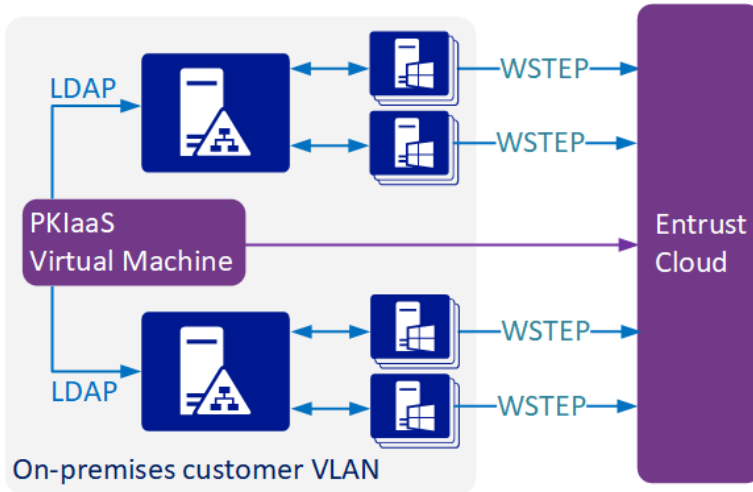
- Performs LDAPS queries against the Domain Controllers in an Active Directory forest.
- Establishes an outbound connection with the Entrust Cloud.

The Windows devices send WSTEP requests directly to the PKIaaS service hosted in the Entrust cloud. See below for the main integration scenarios.

- [Deploying a single PKIaaS Virtual Machine for multiple Active Directory forests](#)
- [Deploying multiple PKIaaS Virtual Machines for Active Directory forests in different networks](#)

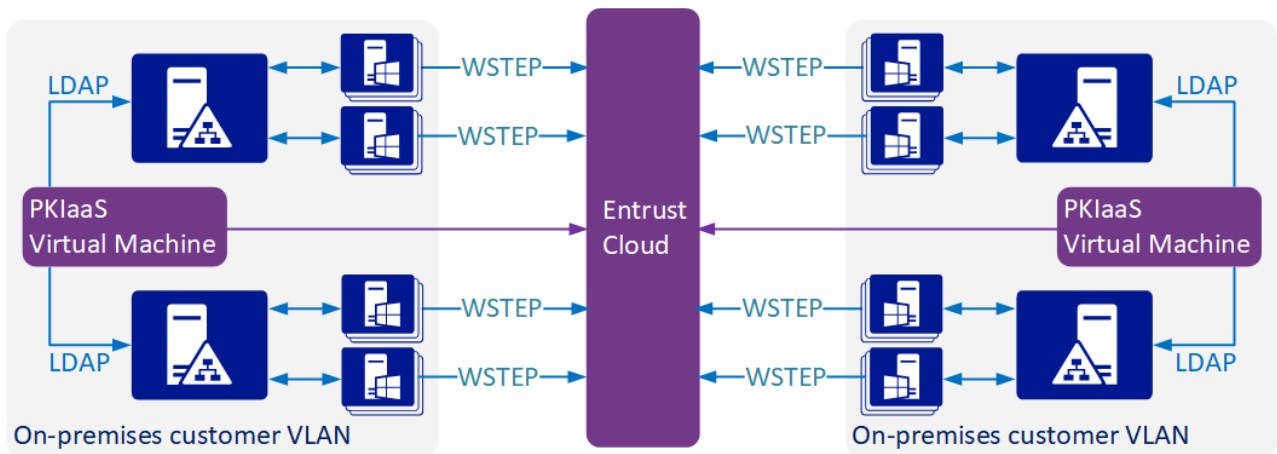
Deploying a single PKIaaS Virtual Machine for multiple Active Directory forests

A single PKIaaS Virtual Machine can handle any number of Active Directory forests, provided the virtual machine can connect with each forest as explained in [Network requirements for the PKIaaS Virtual Machine](#).



Deploying multiple PKIaaS Virtual Machines for Active Directory forests in different networks

When a single PKIaaS Virtual Machine cannot communicate with all forests, multiple PKIaaS Virtual Machines are required, as illustrated in the diagram below.



In any case, configuring multiple Active Directory forests:

- Requires the domain controllers of each Windows forest to be prepared as explained in this document.
- Requires the root domain of each Windows Forest to be added to the PKIaaS portal.
- Does not require two-way transitive trusts.

WSTEP enrollment requirements

See below the requirements to automate WSTEP enrollment with an Entrust-hosted Enrollment Gateway.

- [ECS account requirements for WSTEP enrollment](#)

- [PKIaaS Virtual Machine requirements](#)
- [Windows requirements for WSTEP enrollment](#)

ECS account requirements for WSTEP enrollment

Automating WSTEP enrollment requires creating an Entrust Certificate Services (ECS) Enterprise user account, as explained in [Creating a user with PKIaaS roles](#). Assign to this user one of the following roles.

- PKIaaS Administrator
- PKIaaS CA Administrator

Both roles grant permissions to:

- Create CA
- Add Enrollment Gateway

To enable the WSTEP certificate profiles, this user must add the Active Directory Service to an issuing CA, as later explained in [Configuring an Entrust PKIaaS issuing CA for WSTEP](#).

PKIaaS Virtual Machine requirements

Automating WSTEP enrollment requires installing a PKIaaS Virtual Machine on your premises.

- [Network requirements for the PKIaaS Virtual Machine](#)
- [Virtualization platform requirements for the PKIaaS Virtual Machine](#)

Permitted use of the PKIaaS Virtual Machine

You may use PKIaaS Virtual Machine for integrating the on-premises Windows infrastructure of a User with your cloud-based PKIaaS instance. You may only use PKIaaS Virtual Machine in connection with your validly licensed use of Entrust PKIaaS. You are expected to keep reasonable records relating to at least the number of copies of the software that you have made, used and distributed, and the environments where they have been deployed.

Network requirements for the PKIaaS Virtual Machine

The PKIaaS Virtual Machine has the following network requirements.

- [PKIaaS Virtual Machine connection settings](#)
- [PKIaaS Virtual Machine outbound access to Active Directory](#)
- [PKIaaS Virtual Machine outbound access to the Oracle Yum server](#)
- [PKIaaS Virtual Machine outbound access to the PKIaaS package repository](#)
- [PKIaaS Virtual Machine outbound access to Entrust PKIaaS](#)

PKIaaS Virtual Machine connection settings

The connection of the PKIaaS Virtual Machine requires a DHCP server with configured DNS.

PKIaaS Virtual Machine outbound access to Active Directory

Grant the PKIaaS Virtual Machine the following outbound access to:

- The Active Directory DNS servers (to query SRV DNS records for the FQDN of Active Directory Domain controllers).
- The Active Directory LDAP or LDAPS service (to look up information on Microsoft certificate templates, Active Directory users, and Active Directory machines).

See below for the required outbound ports.

Target port	Protocol	Application	Target service
53	TCP/UDP	DNS	Active Directory DNS
389	TCP	LDAP	Active Directory secured with StartTLS
636	TCP	LDAPS	Active Directory

⚠ If an attempted LDAPS connection fails, the PKIaaS Virtual Machine switches to LDAP port 389 and attempts to use StartTLS (because plaintext LDAP is not supported).

PKIaaS Virtual Machine outbound access to the Oracle Yum server

Grant the PKIaaS Virtual Machine the following outbound access to the Oracle Yum server.

yum.oracle.com			
Target port	Protocol	Application	
443	TCP	HTTPS	

PKIaaS Virtual Machine outbound access to the PKIaaS package repository

Grant the PKIaaS Virtual Machine access to the package repository.

EU region			
pkiaas-eu-prod-rpm.s3.eu-central-1.amazonaws.com			

US region			
pkiaas-prod-rpm.s3.us-east-1.amazonaws.com			

Target port	Protocol	Application	
443	TCP	HTTPS	

PKIaaS Virtual Machine outbound access to Entrust PKIaaS

Grant the PKIaaS Virtual Machine access to the Entrust PKIaaS services.

EU region

idp.eu.pkiaas.entrust.com
 satellit.eu.pkiaas.entrust.com
 wstep.eu.pkiaas.entrust.com

US region

idp.pkiaas.entrust.com
 satellit.pkiaas.entrust.com
 wstep.pkiaas.entrust.com

Target port	Protocol	Application
443	TCP	HTTPS

Virtualization platform requirements for the PKIaaS Virtual Machine

The PKIaaS Virtual Machine supports the VMware and Azure virtualization platforms.

- [Azure requirements for the PKIaaS Virtual Machine](#)
- [VMware requirements for the PKIaaS Virtual Machine](#)

i Unlike the cloud-based PKIaaS WSTEP service, the PKIaaS Virtual Machine does not currently support high-availability deployments. See [Recovering a PKIaaS Virtual Machine from disaster](#) for details on disaster recovery.

Azure requirements for the PKIaaS Virtual Machine

To run the PKIaaS Virtual Machine on Azure, use a dedicated machine with at least the following resources.

VM size	vCPUs	RAM (GiB)	Data disk	Max IOPS	Local storage (GiB)
B2s	2	4	4	1280	8 (SCSI)

VMware requirements for the PKIaaS Virtual Machine

To run the PKIaaS Virtual Machine, a VMware virtualization platform must meet the following requirements.

- [VMware version for running the PKIaaS Virtual Machine](#)
- [VMware machine requirements for running the PKIaaS Virtual Machine](#)

VMware version for running the PKIaaS Virtual Machine

You need an environment that supports Virtual Hardware version 14. The following VMware products are compatible with this version.

- ESXi 6.7
- Fusion 10.x
- Workstation Pro 14.x
- Workstation Player 14.x

VMware machine requirements for running the PKIaaS Virtual Machine

The OVA file of the PKIaaS Virtual Machine is configured to use the following resources:

- 2 cores
- 8 GB of RAM
- 10 GB of disk space

Make sure the VMware environment running the PKIaaS Virtual Machine provides these resources.

Windows requirements for WSTEP enrollment

The Windows environment of the enrolled devices must meet the following requirements.

- [Windows user requirements for configuring WSTEP enrollment](#)
- [Network requirements for the Windows devices](#)
- [Active Directory requirements for WSTEP enrollment](#)

Windows user requirements for configuring WSTEP enrollment


For [Installing the default set of Microsoft Certificate Templates](#), you will need to log into the root domain of the forest as a user belonging to the following groups.

- Domain Admins
- Enterprise Admins

Network requirements for the Windows devices

See below for the network requirements for all Windows devices in an Active Directory forest.

- [Device outbound access to the Entrust WSTEP service](#)
- [Device outbound access to the Entrust certificate validation services](#)

 Connection to the Windows domain is not a requirement for certificate enrollment. When fulfilling the below requirements, domain-joined devices can enroll for certificates even when not connected to the same network as the Windows domain.

Device outbound access to the Entrust WSTEP service

Grant any device access to Entrust PKIaaS.

EU region

wstep.eu.pkiaas.entrust.com

US region		
wstep.pkiaas.entrust.com		
Target port	Protocol	Application
443	TCP	HTTPS

Device outbound access to the Entrust certificate validation services

Grant any device access to the following Entrust certificate validation services

Target port	Protocol	Application	Target service
80	TCP	HTTP	See Entrust PKIaaS OCSP service
80	TCP	HTTP	See Entrust PKIaaS Certificate Revocation Lists

Active Directory requirements for WSTEP enrollment

Each Windows Active Directory forest must meet the following requirements.

- [LDAPS TLS certificate requirements for Active Directory domain controllers](#)
- [SRV record requirements for Active Directory LDAP services](#)

LDAPS TLS certificate requirements for Active Directory domain controllers

In each Active Directory domain controller, the TLS certificate for LDAPS must meet the requirements described in:

<https://learn.microsoft.com/en-us/troubleshoot/windows-server/identity/enable-ldap-over-ssl-3rd-certification-authority#requirements-for-an-ldaps-certificate>

Specifically, this certificate:

- Must be stored in the NT Directory Services (NTDS) personal certificate store.
- Must contain the FQDN (Fully Qualified Domain Name) of the Domain Controller as a DNS SAN (Subject Alternative Name).
- Must use the RSA algorithm.
- Must include Server Authentication (1.3.6.1.5.5.7.3.1) as Enhanced Key Usage.

SRV record requirements for Active Directory LDAP services

Service Location (SRV) resource records for the LDAP Service must be valid for all domains in the forest. Verify this requirement as explained at:

<https://learn.microsoft.com/en-us/troubleshoot/windows-server/networking/verify-srv-dns-records-have-been-created>

i SRV records do not require extra configuration steps as Active Directory automatically creates and updates them.

Preparing the Active Directory forest for WSTEP

To prepare for WSTEP enrollment, perform the following operations in the domain controller of the Windows Active Directory forest's root domain.

- [Creating a PKIaaS WSTEP Service Account](#)
- [Installing the default set of Microsoft Certificate Templates](#)
- [Downloading the certificate chain](#)
- [Setting up LDAPS on domain controllers](#)

Creating a PKIaaS WSTEP Service Account

Create a PKIaaS WSTEP service account for the PKIaaS WSTEP agent and PKIaaS WSTEP server to authenticate all incoming requests from WSTEP clients.

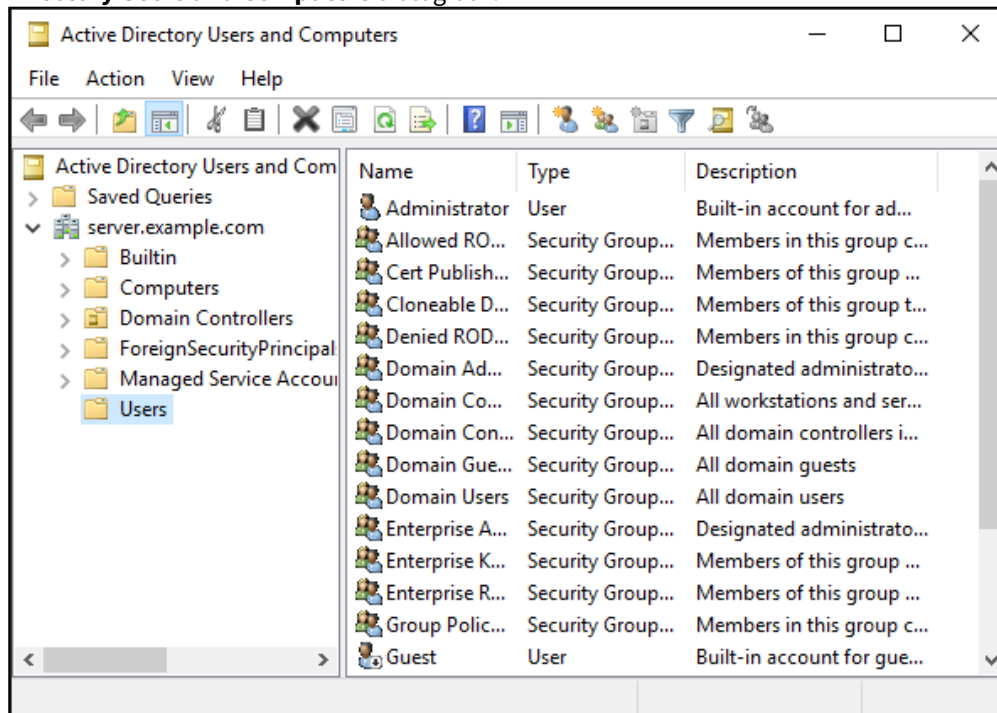
i Each root domain in the Active Directory forest requires a separate PKIaaS WSTEP service account, as each Active Directory forest must be configured separately.

To create a PKIaaS WSTEP Service Account

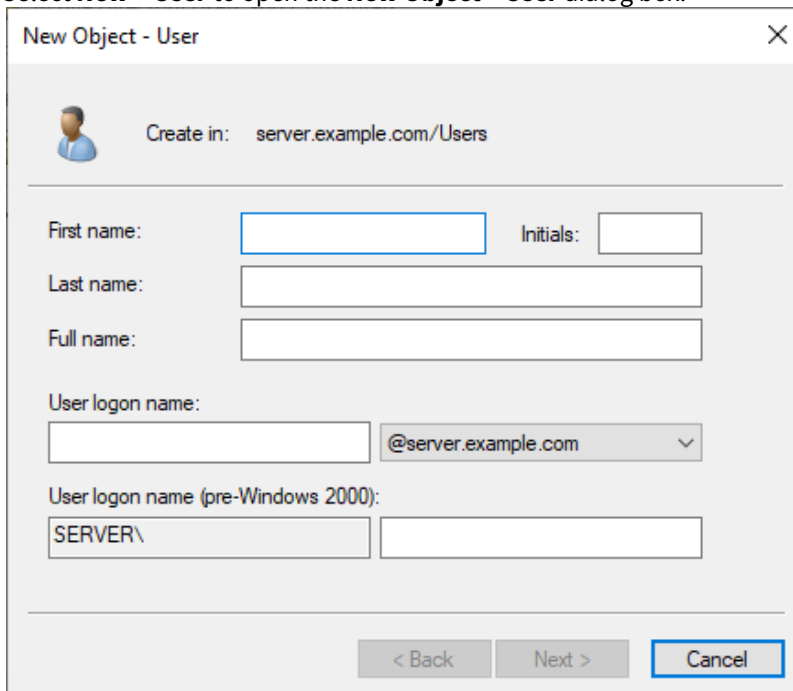
1. Log into a domain controller of the Active Directory forest's root domain as a user who is a member of both the Domain Admins and Enterprise Admins groups..

⚠ The service account created for the PKIaaS Virtual Machine must have read permissions on certificate templates, user objects, and computer objects in LDAP.

2. Select **Start > Windows Administrative Tools > Active Directory Users and Computers** to open the **Active Directory Users and Computers** dialog box.



3. Right-click the folder where you want to create the new account
4. Select **New > User** to open the **New Object - User** dialog box.



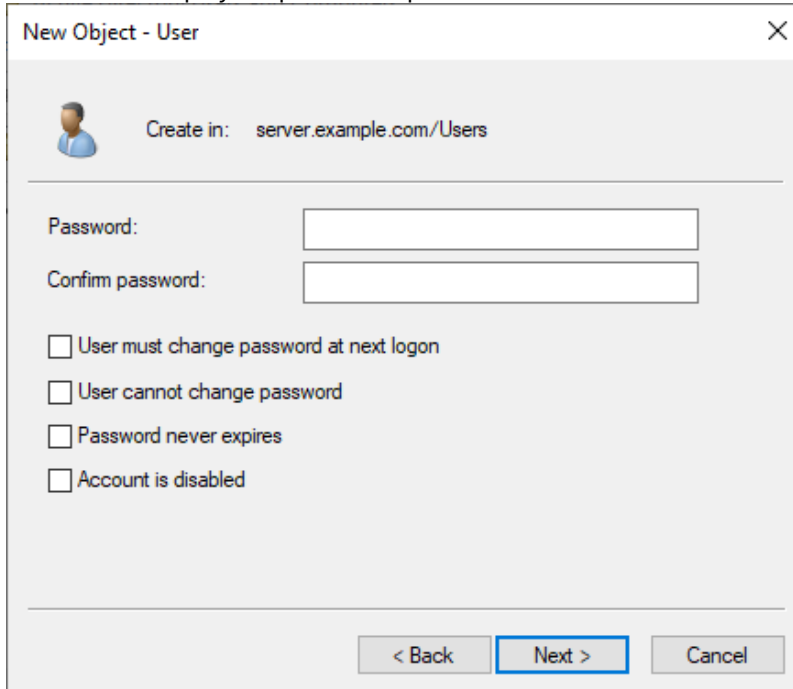
The 'New Object - User' dialog box is shown. It has a title bar with a close button. Below the title bar, there is a user icon and the text 'Create in: server.example.com/Users'. The main area contains several input fields:

- First name:
- Initials:
- Last name:
- Full name:
- User logon name: @server.example.com (dropdown menu)
- User logon name (pre-Windows 2000): SERVER\

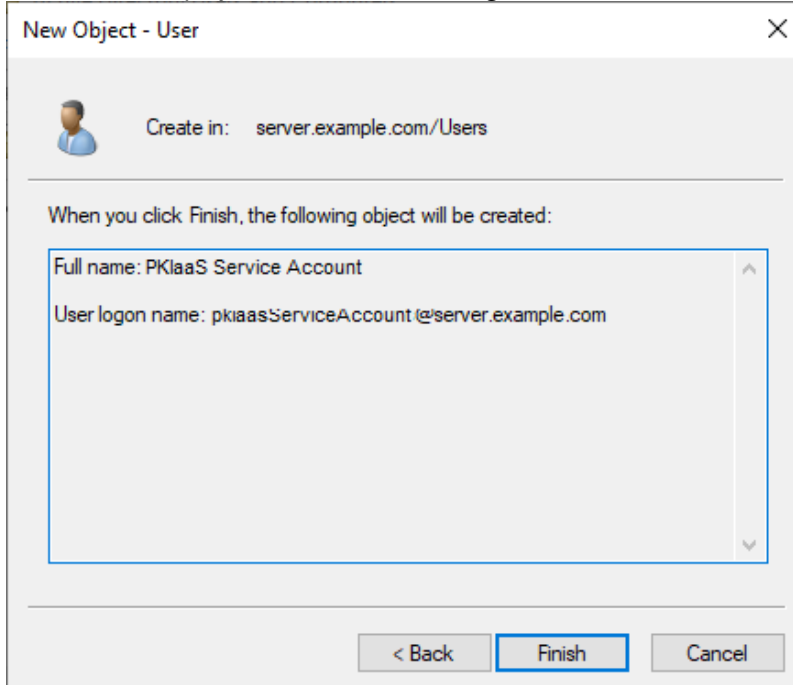
At the bottom, there are three buttons: '< Back', 'Next >', and 'Cancel'.

5. Enter the **First name**, **Last name**, and **Full name** for the new user account.
6. Enter a Windows **User logon name** for the user account. Optionally, enter a **User logon name (pre-Windows 2000)** for pre-Windows 2000 computers.

7. Click **Next** to display the password options.

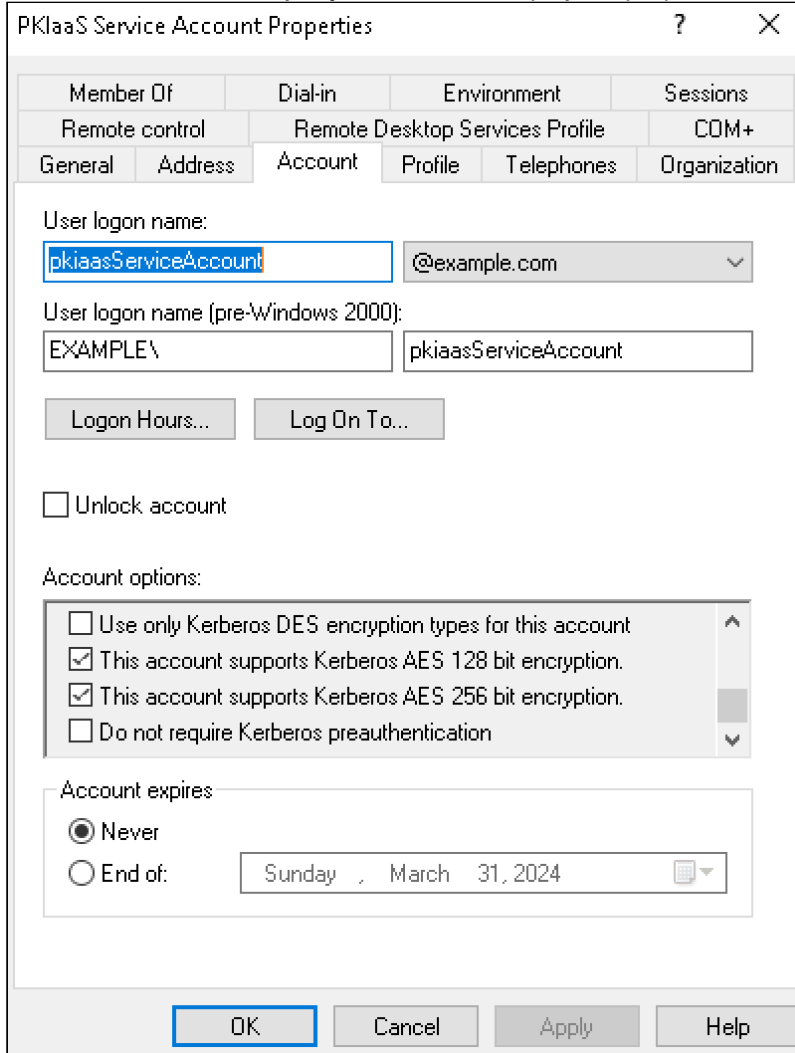


8. Enter a **Password** for the user account.
9. Enter the password again in the **Confirm password** field.
10. Deselect **User must change password at next logon**.
11. Click **Next** to display the confirmation dialog.



12. Record the user logon name of the account. You will use this logon name later to add a Service Principal Name (SPN) mapping for Kerberos.
13. Click **Finish**.

- Double-click the account you just created to display the properties dialog box.



PKIaaS Service Account Properties

Member Of	Dial-in	Environment	Sessions
Remote control	Remote Desktop Services Profile		COM+
General	Address	Account	Profile
		Telephones	Organization

User logon name:
 @example.com

User logon name (pre-Windows 2000):

Logon Hours... Log On To...

Unlock account

Account options:

- Use only Kerberos DES encryption types for this account
- This account supports Kerberos AES 128 bit encryption.
- This account supports Kerberos AES 256 bit encryption.
- Do not require Kerberos preauthentication

Account expires:

Never

End of:

OK Cancel Apply Help

- In the **Account** tab, check the following boxes under **Account options**:
 - This account supports Kerberos AES 128 bit encryption.**
 - This account supports Kerberos AES 256 bit encryption.**
- Click **OK**.

Installing the default set of Microsoft Certificate Templates

If not installed, install the default set of Microsoft certificate templates, as described in the following sections.

- [Enabling the Certificate Templates snap-in](#)
- [Installing the default set of Microsoft Certificate Templates using the snap-in](#)

i This section is mainly for new Microsoft Active Directory forests deployments as they do not include a set of Microsoft certificate templates.

Enabling the Certificate Templates snap-in

Before Installing the default set of Microsoft Certificate Templates, you must enable the Certificate Templates snap-in. As explained below, you can perform this operation in either command or graphical mode.

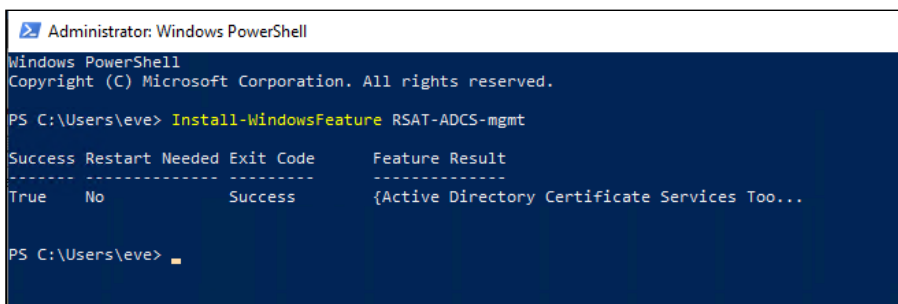
- [Enabling the Certificate Templates snap-in using PowerShell](#)
- [Enabling the Certificate Templates snap-in using the Windows Server Manager](#)

Enabling the Certificate Templates snap-in using PowerShell

You can enable the Certificate Templates snap-in by simply running the following command on PowerShell.

```
Install-WindowsFeature RSAT-ADCS-mgmt
```

For example:



```
Administrator: Windows PowerShell
Windows PowerShell
Copyright (C) Microsoft Corporation. All rights reserved.

PS C:\Users\eve> Install-WindowsFeature RSAT-ADCS-mgmt

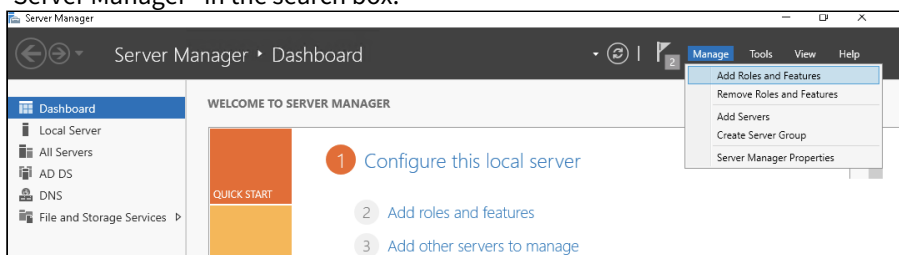
Success Restart Needed Exit Code      Feature Result
-----
True     No           Success      {Active Directory Certificate Services Too...
```

Enabling the Certificate Templates snap-in using the Windows Server Manager

You can enable the Certificate Templates snap-in using the Windows Server Manager wizard.

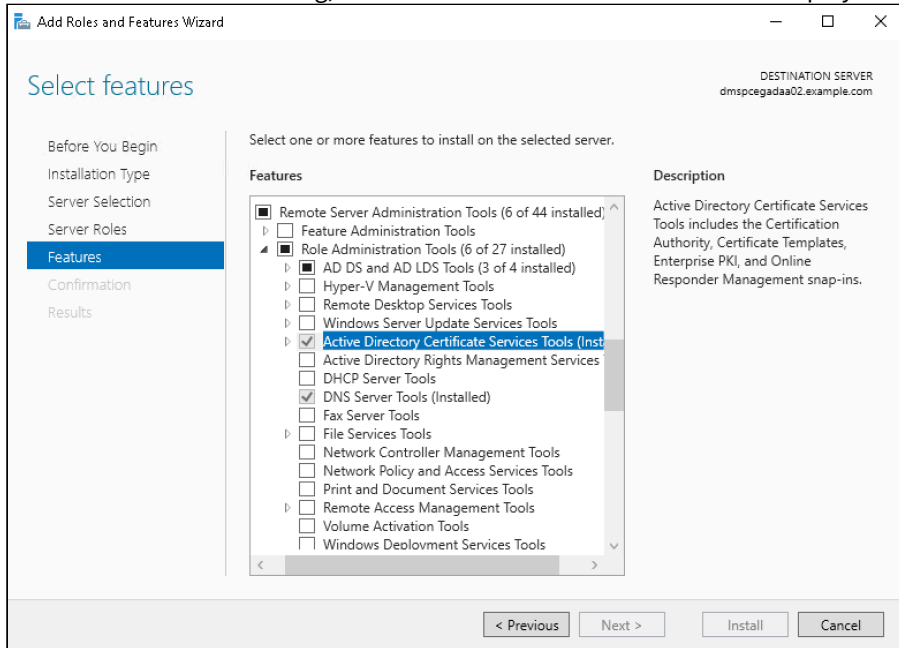
To enable the Certificate Templates snap-in using the Windows Server Manager

1. Open the Windows Server Manager – for example, by pressing the Windows key on the keyboard and typing "Server Manager" in the search box.



2. On the top-right of the window, click **Manage > Add Roles and Features**.

3. In the **Select Features** dialog, click **Next** until the **Features** section is displayed.




4. Check the following box: **Remote Server Administration Tools / Remote Administration Tools / Active Directory Certificate Services Tools**.
5. Click **Next** until the **Install** button appears, and click the **Install** button.
6. Wait while the installation completes before proceeding to the next step.

Installing the default set of Microsoft Certificate Templates using the snap-in

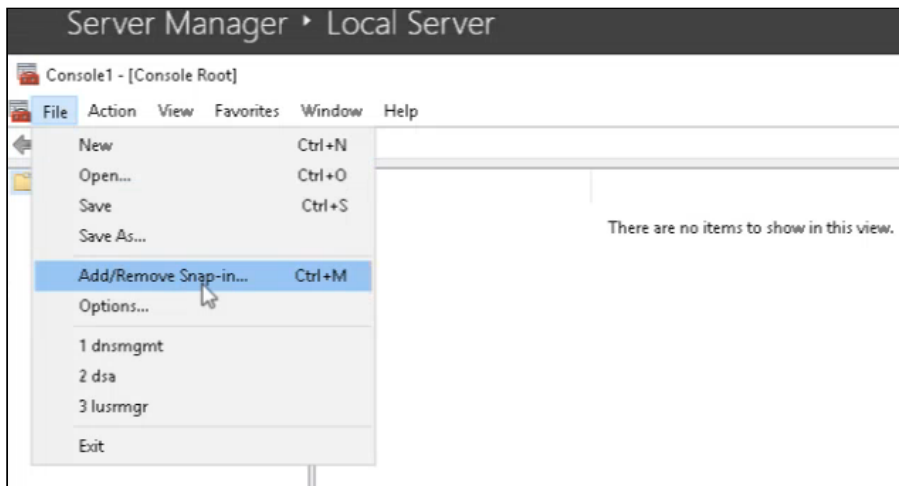
After [Enabling the Certificate Templates snap-in](#), add the snap-in to install the default set of Microsoft Certificate Templates.

To install the default set of Microsoft Certificate Templates using the snap-in

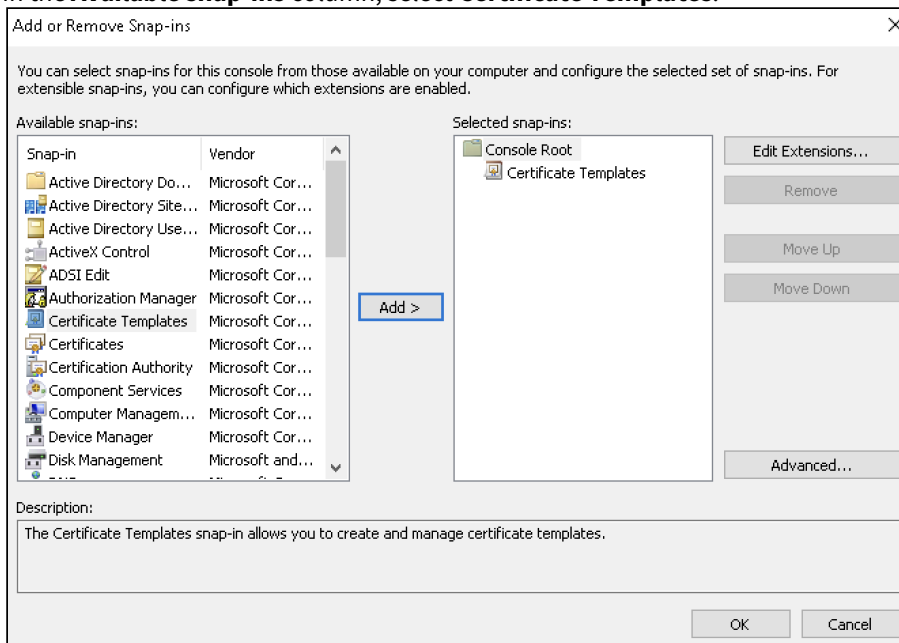
1. Log into the root Active Directory Domain of the Windows forest as a member of both the Enterprise Admins and Domain Admin groups.

 Users without these privileges cannot access the dialog options described in this section.

2. Open Microsoft Management Console (MMC) – for example, by pressing the Windows key on the keyboard and typing "MMC." (ending with a period) in the search box.

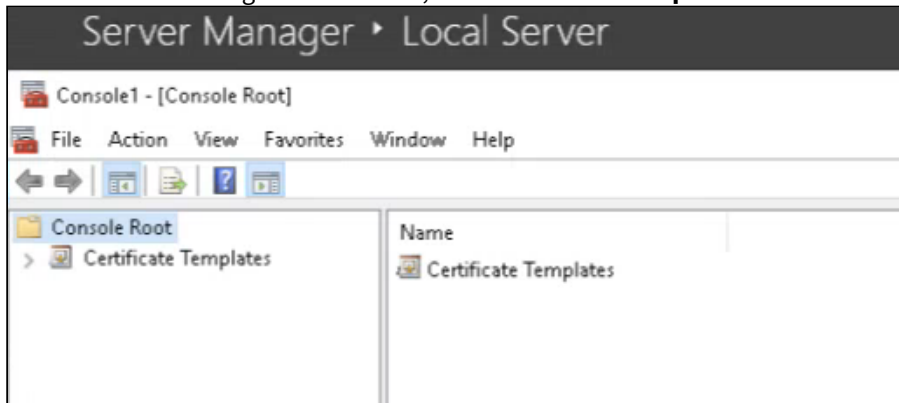


3. Select **File > Add/Remove Snap-in**.
4. In the **Available snap-ins** column, select **Certificate Templates**.

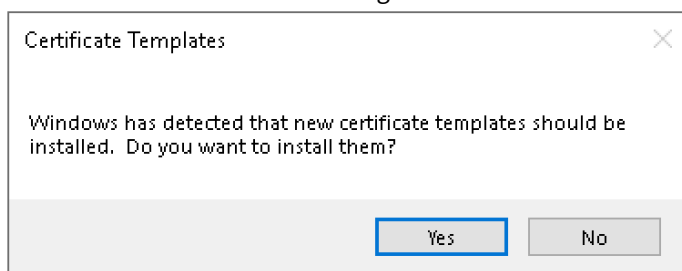


5. Click **Add** to move the **Certificate Templates** snap-in to the **Selected snap-ins** column.
6. Click **OK** to close the **Add or Remove Snap-ins** wizard and return to the Microsoft Management Console.

7. In the Microsoft Management Console, click **Certificate Templates** under **Console Root**.



8. Click **Yes** in the confirmation dialog.



! If you accidentally click **No** in the confirmation dialog, you must remove the Active Directory Certificate Services Tools and repeat all the steps explained in [Installing the default set of Microsoft Certificate Templates](#).

Downloading the certificate chain

Log into cloud.entrust.net and follow the steps described in [Downloading a CA certificate](#) to download the certificate chain of the following certificates:

- The LDAPS TLS certificates.
- The WSTEP-enrolled certificates.

Specifically, you must download:

- The certificate of the issuing Certificate Authority.
- The certificate of the root Certificate Authority.

If the LDAPS TLS and WSTEP certificates are not issued by the same Certificate Authorities, you must download both certificate chains separately.

Setting up LDAPS on domain controllers

If the LDAPS connections with the Active Directory domain controllers are not configured or you want to replace the current TLS certificates, follow the steps below.

- [Establishing trust of the LDAPS TLS chain](#)
- [Generating the LDAPS TLS certificates](#)
- [Installing the LDAPS TLS certificates](#)
- [Validating the LDAPS configuration](#)

If you want to maintain an existing LDAPS configuration, remember to add the root CA certificate of the LDAPS TLS certificates when [Configuring an Active Directory in the agent](#).

Establishing trust of the LDAPS TLS chain

Before generating the LDAPS TLS certificates, configure the Active Directory Forest to trust the certificate chain. Otherwise, there is a risk of breaking the LDAP communications between the various domain controllers. As explained below, the recommended method to configure the LDAPS certificate chain trust is to create a GPO (Group Policy Object) linked to all domains in the Active Directory Forest.

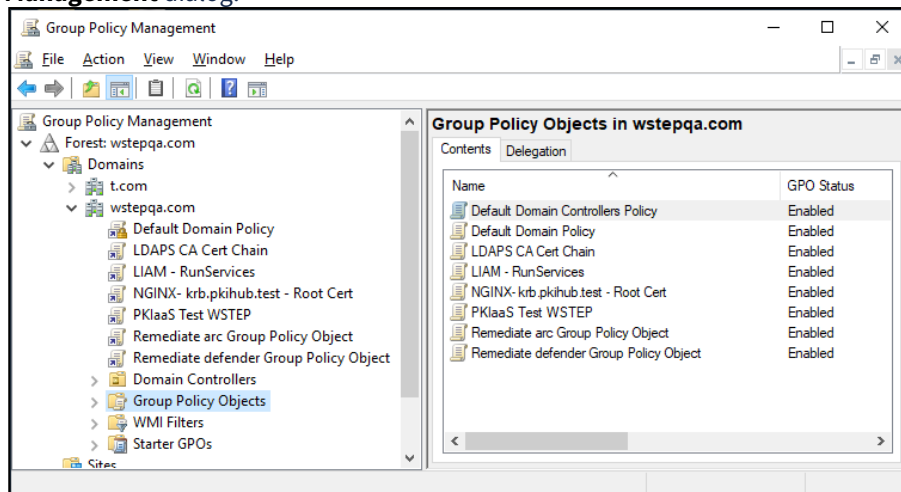
- [Creating a Group Policy Object for the LDAPS TLS certificate chain](#)
- [Importing the LDAPS TLS certificate chain into the Group Policy Object](#)
- [Linking the TLS LDAPS Group Policy Object to all domains](#)

Creating a Group Policy Object for the LDAPS TLS certificate chain

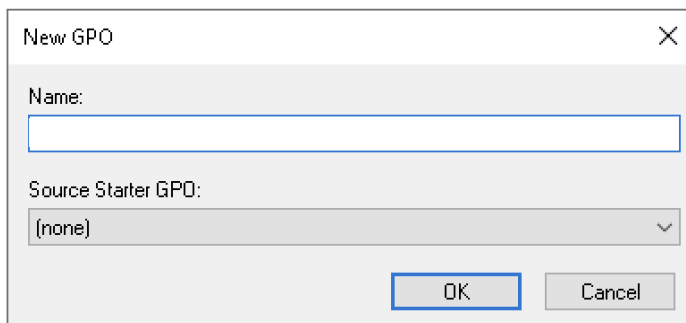
The recommended method to configure a certificate chain trust is to create a Group Policy Object (GPO) linked to all domains in the Active Directory forest.

To create a Group Policy Object

1. Log into the root Active Directory of the forest as an Active Directory administrator.
2. Select **Start > Windows Administrative Tools > Group Policy Management** to open the **Group Policy Management** dialog.




3. Under the root domain, right click the **Group Policy Objects** folder and select **New** to display the **New GPO** dialog.



4. Provide a new **Name** for the GPO and click **OK**.

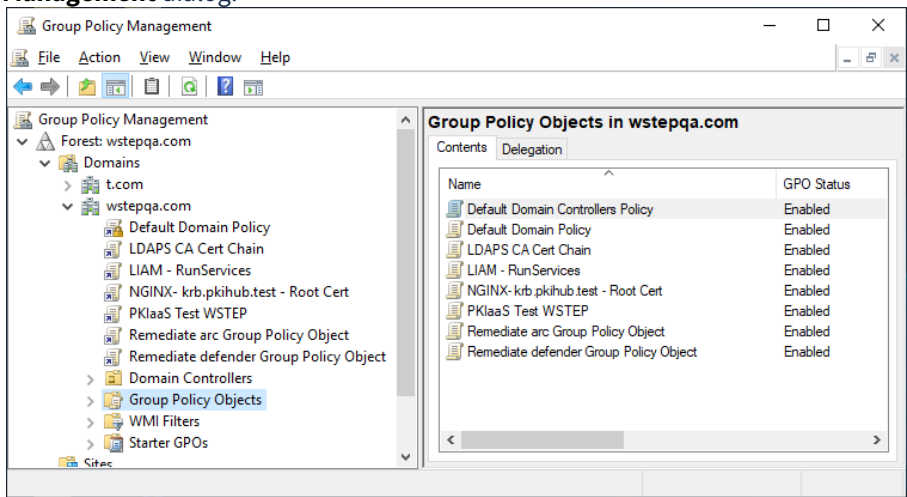
Importing the LDAPS TLS certificate chain into the Group Policy Object

Import the LDAPS TLS certificate chain into the GPO previously created in [Creating a Group Policy Object for the LDAPS TLS certificate chain](#).

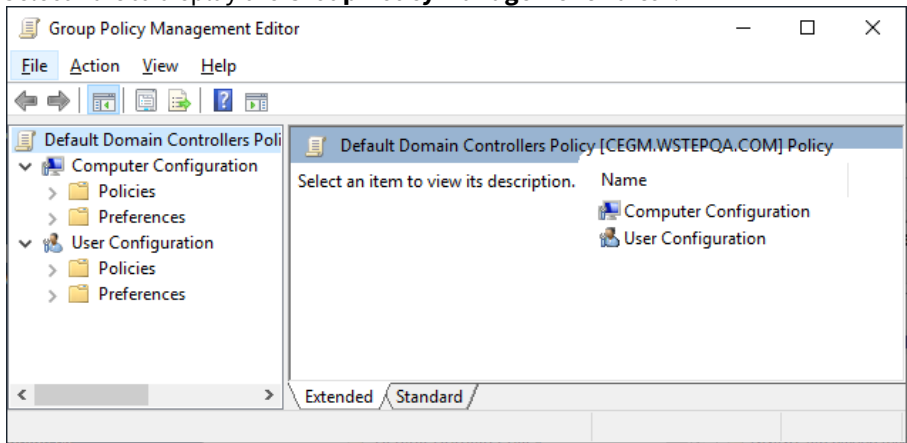
 See [Downloading the certificate chain](#) for how to download the required certificates.

To import the certificate chain into the GPO

1. Log into the root Active Directory of the forest as an Active Directory administrator.
2. Select **Start > Windows Administrative Tools > Group Policy Management** to open the **Group Policy Management** dialog.

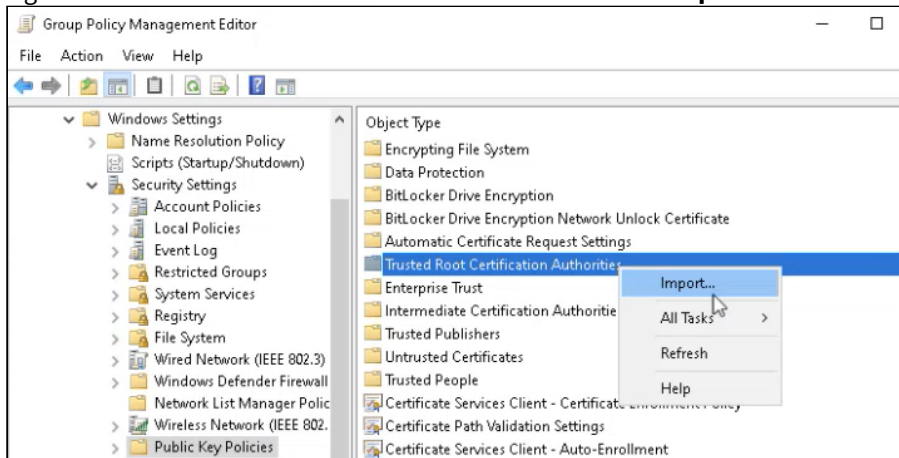


3. Right click the Group Policy Object.
4. Select **Edit** to display the **Group Policy Management Editor**.

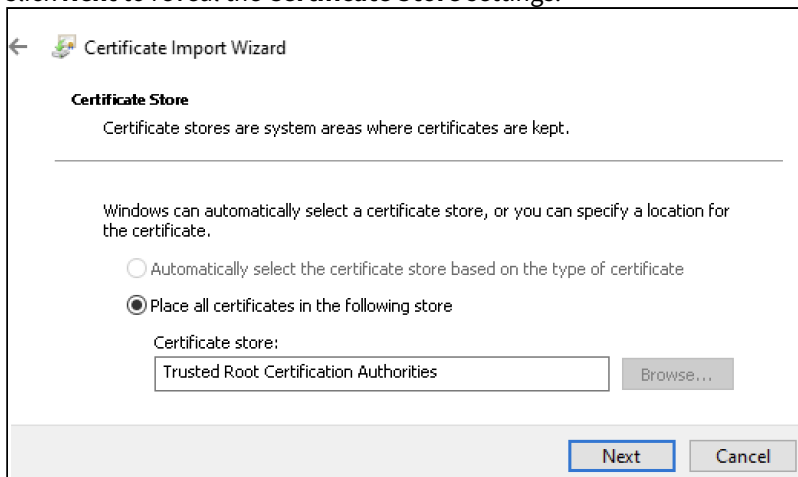


5. Navigate to **Computer Configuration > Policies > Windows Settings > Security Settings > Public Key Policies**.

- Right click **Trusted Root Certificate Authorities** and select **Import**.



- In the **Certificate Import Wizard**, click **Next** and select the root CA certificate file to import.
- Click **Next** to reveal the **Certificate Store** settings.



- Verify the selected certificate store is **Trusted Root Certification Authorities**.
- Click **Next** to display the **Completing the Certificate Import Wizard**,
- Click **Finish** to return to the to the **Group Policy Management** dialog.
- In the **Group Policy Management** dialog, navigate to **Computer Configuration > Policies > Windows Settings > Security Settings > Public Key Policies**,
- Right-click **Intermediate Certificate Authorities** and select **Import** to display the **Certificate Import Wizard**.
- Click **Next** and select the issuing CA certificate file to import.
- Click **Next** to reveal the Certificate Store settings.
- Verify the selected certificate store is **Trusted Root Certification Authorities**
- Click **Finish**.
- Select **File > Exit** to close the **Group Policy Management Editor**.

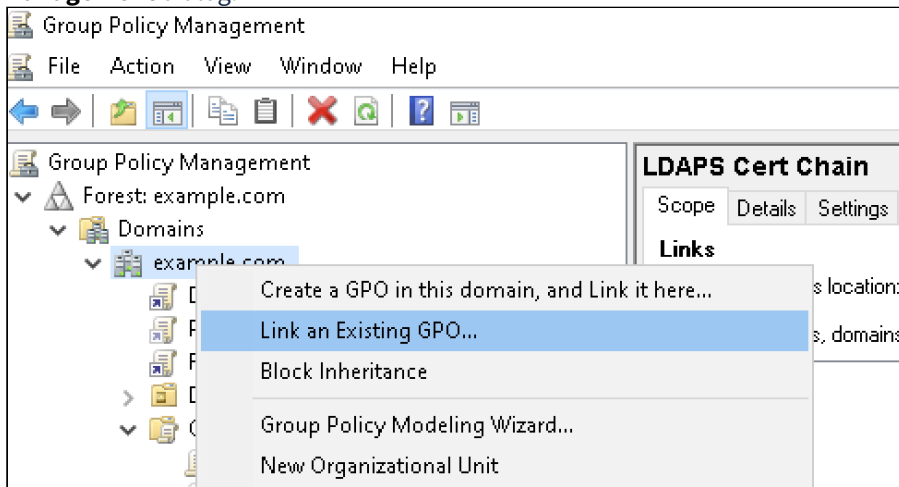
Linking the TLS LDAPS Group Policy Object to all domains

In each domain of the Active Directory forest, repeat the following procedure to link the Group Policy Object created for the LDAPS TLS certificate chain.

To link a Group Policy Object with a domain

- Log into the root Active Directory of the forest as an Active Directory administrator.

2. Select **Start > Windows Administrative Tools > Group Policy Management** to open the **Group Policy Management** dialog.




3. Right-click the domain name and select **Link an existing GPO....** to display the **Select GPO** dialog.
4. Select the Group Policy Object.
5. Click **OK**.

Generating the LDAPS TLS certificates

You can use the Entrust Certificate Services (ECS) portal to generate LDAPS TLS certificates for each domain. Follow the steps in [Generating a PKCS #12](#) and select the following values.

Setting	Value for LDAPS TLS certificates
Certificate Authority	Select the issuing CA described in Creating an Entrust-hosted Certificate Enrollment Gateway for WSTEP .
Certificate Profile	Select the multiuse-p12-key-encipherment-client-server certificate profile described in Multiuse certificate profiles .
Subject DN	Enter a CN matching the FQDN of the Domain Controller (for example: <code>dc.example.com</code>).
Certificate Expiry	Enter a period not exceeding 397 days.
Subject Alternate Names	All Subject Alternative Names must include a DNS matching the FQDN of the Domain Controller.

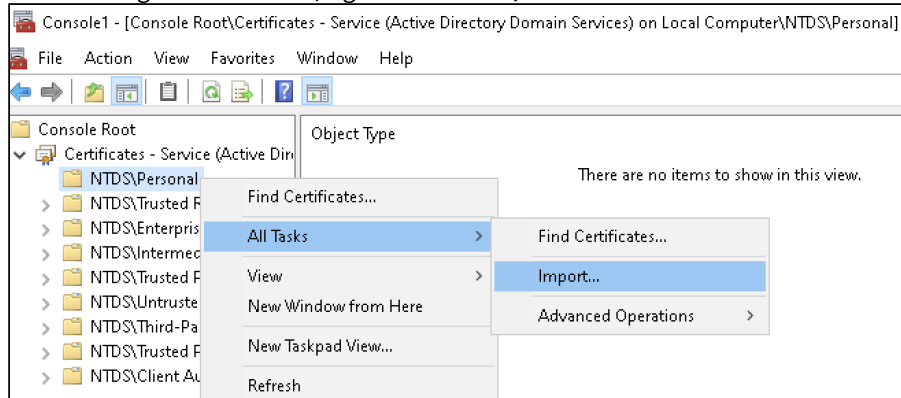
 If you generate the LDAPS TLS certificates with a non-ECS authority, ensure they are SHA-2, as SHA-1 certificates are not allowed due to their vulnerabilities.

Installing the LDAPS TLS certificates

Repeat the following steps in each domain controller to install the LDAPS TLS certificate in the NTDS\Personal certificate store.

To install the LDAPS TLS certificate in a Domain Controller

1. Copy in the Domain Controller machine the P12 file obtained when [Generating the LDAPS TLS certificates](#).
2. If not already installed, install the Certificate Templates snap-in as explained in [Enabling the Certificate Templates snap-in](#).
3. In the management console, right-click **NTDS\Personal** under **Certificates**.



4. Select **All Tasks > Import** to display the **Certificate Import Wizard**.
5. Follow the wizard instructions to import the certificate file, enter the password, and install the certificate in the **NTDS\Personal** certificate store.

Validating the LDAPS configuration

After completing the LDAPS TLS configuration, open a command shell in any machine with OpenSSL installed and run the following command for each Domain Controller.

```
openssl s_client -connect <DOMAIN-FQDN>:636 -showcerts
```

Where **<DOMAIN-FQDN>** is the Fully Qualified Domain Name of the Domain Controller. For example:


```
openssl s_client -connect dc1.example.com:636 -showcerts
```


If LDAPS is configured properly, this command will display the LDAPS certificate for the selected domain controller.

Configuring an Entrust PKIaaS issuing CA for WSTEP

On the Entrust Certificate Services Enterprise portal, add the following services to either a new or an existing issuing CA.

- The **Active Directory** service to issue WSTEP-enrolled certificates.
- The **Multiuse** service to issue LDAPS TLS certificates in P12 format.

 See [Creating an issuing CA under an online root CA](#) for how to create issuing CAs.

 **ENTRUST**
CERTIFICATE SERVICES
Enterprise

Home
Create ▾
Certificates ▾
Sites
Reports ▾
Administration ▾
Help ▾

Add Private CA

All Private CAs

CA GW Credentials

Enrollment Gateways

CA Information

Root CA:	ABC Root CA
Status:	Active
CA Type:	Issuing
Region:	US East (N. Virginia)
Subject DN:	cn=ABC Issuing CA
Issuer DN:	cn=ABC Root CA
Serial Number:	EE20C15483B50DFBA4631B50E860BBE
Validity:	From Mar 1, 2024 to Mar 1, 2034
Signing Key Details:	RSA-4096+SHA512
Friendly Name:	<input type="text" value="ABC Issuing CA"/>
CA Identifier:	ecsmcn158emsuw-w6cnmjwmqnn5ie
Services:	<input type="text" value="Active Directory"/> <input type="text" value="Multiuse"/> x ⓘ
Service Profiles:	<ul style="list-style-type: none"> - Active Directory <ul style="list-style-type: none"> <input checked="" type="checkbox"/> wstep-digital-signature <input checked="" type="checkbox"/> wstep-digital-signature-key-encipherment <input checked="" type="checkbox"/> wstep-key-encipherment <input checked="" type="checkbox"/> wstep-non-repudiation <input checked="" type="checkbox"/> wstep-non-repudiation-key-encipherment + Multiuse

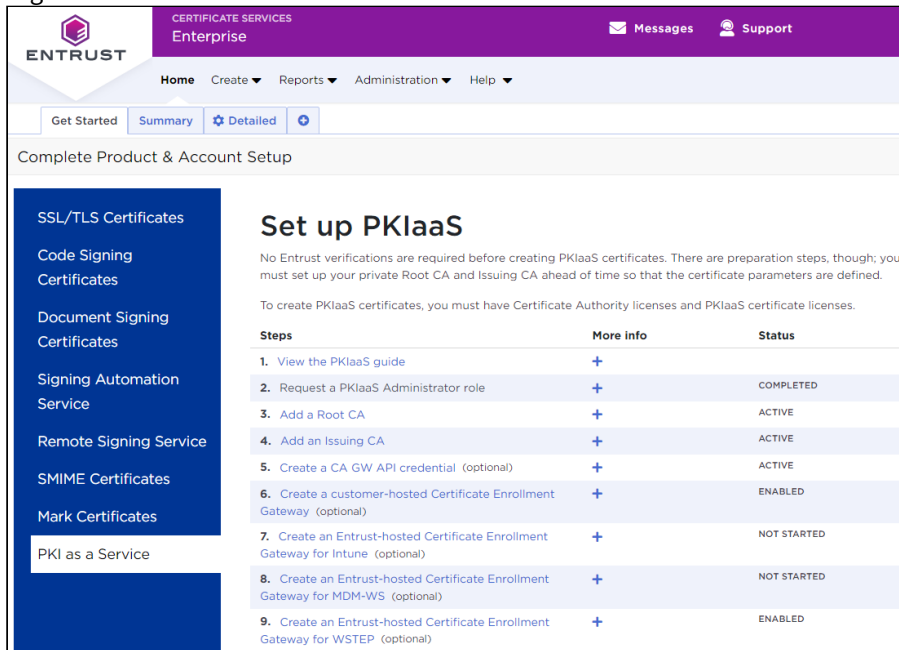
Creating an Entrust-hosted Certificate Enrollment Gateway for WSTEP

On the Entrust Certificate Services portal, add and configure a Certificate Enrollment Gateway instance to process WSTEP requests.

⚠ The new Certificate Enrollment Gateway will not be operational until completing the configuration in the Entrust PKIaaS portal. Specifically, this configuration will require deploying an on-premises agent to synchronize the Active Directory settings.

To configure a Certificate Enrollment Gateway for WSTEP

1. Log into cloud.entrust.net



Set up PKIaaS

No Entrust verifications are required before creating PKIaaS certificates. There are preparation steps, though; you must set up your private Root CA and Issuing CA ahead of time so that the certificate parameters are defined.

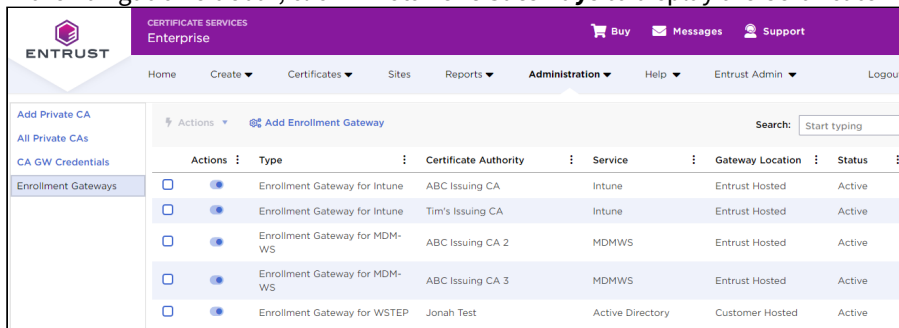
To create PKIaaS certificates, you must have Certificate Authority licenses and PKIaaS certificate licenses.

Steps	More info	Status
1. View the PKIaaS guide	+	
2. Request a PKIaaS Administrator role	+	COMPLETED
3. Add a Root CA	+	ACTIVE
4. Add an Issuing CA	+	ACTIVE
5. Create a CA GW API credential (optional)	+	ACTIVE
6. Create a customer-hosted Certificate Enrollment Gateway (optional)	+	ENABLED
7. Create an Entrust-hosted Certificate Enrollment Gateway for Intune (optional)	+	NOT STARTED
8. Create an Entrust-hosted Certificate Enrollment Gateway for MDM-WS (optional)	+	NOT STARTED
9. Create an Entrust-hosted Certificate Enrollment Gateway for WSTEP (optional)	+	ENABLED

2. In the **Get Started** tab, click **PKI as a Service**.
3. In the **Set up PKIaaS** pane, click **Create an Entrust-hosted Certificate Enrollment Gateway for WSTEP**.

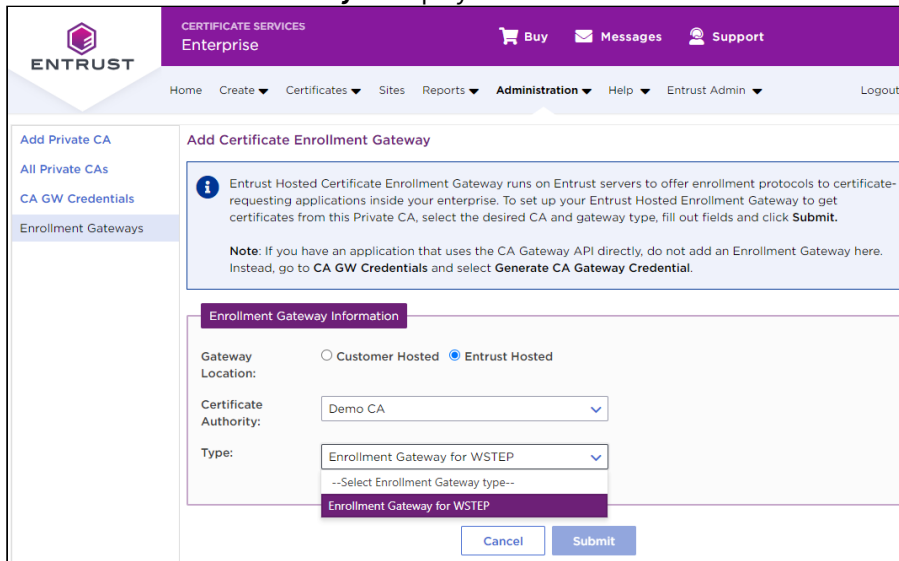
 Alternatively, you can select **Administration > PKIaaS Management** in the menu bar.

4. In the navigation sidebar, click **Enrollment Gateways** to display the Certificate Enrollment Gateway list.

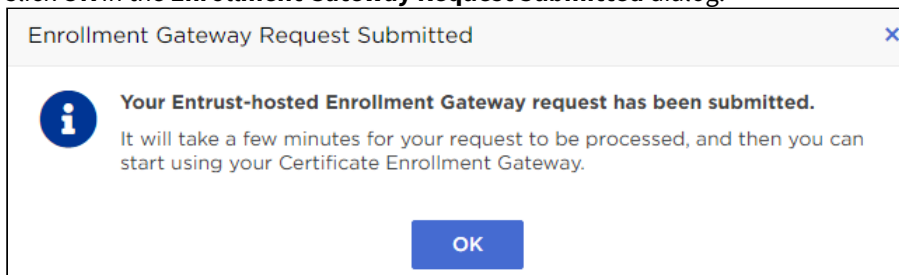


Actions	Type	Certificate Authority	Service	Gateway Location	Status
<input type="checkbox"/>	Enrollment Gateway for Intune	ABC Issuing CA	Intune	Entrust Hosted	Active
<input type="checkbox"/>	Enrollment Gateway for Intune	Tim's Issuing CA	Intune	Entrust Hosted	Active
<input type="checkbox"/>	Enrollment Gateway for MDM-WS	ABC Issuing CA 2	MDMWS	Entrust Hosted	Active
<input type="checkbox"/>	Enrollment Gateway for MDM-WS	ABC Issuing CA 3	MDMWS	Entrust Hosted	Active
<input type="checkbox"/>	Enrollment Gateway for WSTEP	Jonah Test	Active Directory	Customer Hosted	Active

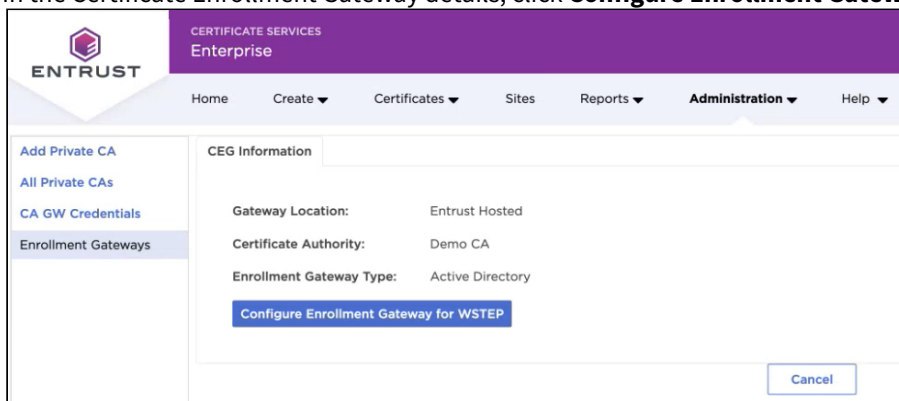
- Click **Add Enrollment Gateway** to display the **Add Certificate Enrollment Gateway** page.



- In **Gateway Location**, select **Entrust Hosted**.
- In **Certificate Authority**, select the Certificate Authority described in [Configuring an Entrust PKIaaS issuing CA for WSTEP](#).
- In **Type**, select **Enrollment Gateway for WSTEP**.
- Click **Submit**.
- Click **OK** in the **Add Enrollment Gateway Confirmation** dialog.
- Click **OK** in the **Enrollment Gateway Request Submitted** dialog.



- In the **Enrollment Gateways** view, click the name of the newly created Certificate Enrollment Gateway.
- In the Certificate Enrollment Gateway details, click **Configure Enrollment Gateway for WSTEP**.



- Wait while being redirected to the PKIaaS portal for [Downloading a PKIaaS Virtual Machine from the PKIaaS portal](#).

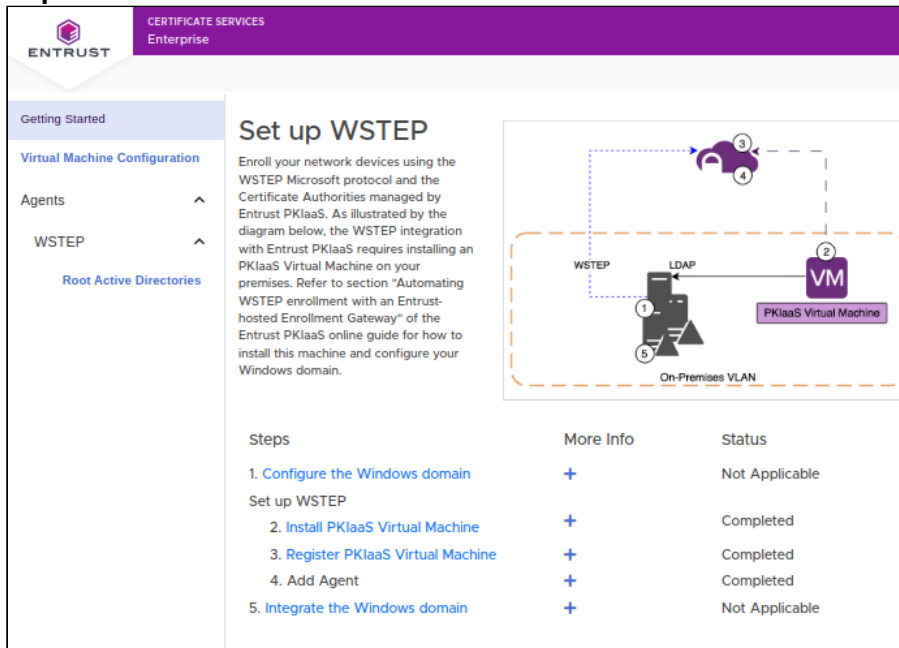
i If displayed, ignore the "You are not logged in" warning and wait until you are automatically logged in with your Entrust Certificate Services credentials.

Downloading a PKIaaS Virtual Machine from the PKIaaS portal

After [Creating an Entrust-hosted Certificate Enrollment Gateway for WSTEP](#), you will be redirected to the Entrust PKIaaS portal to download a PKIaaS Virtual Machine.

To download a PKIaaS Virtual Machine

1. Select **Getting Started** in the navigation sidebar and then click **2. Install PKIaaS Virtual Machine** under **Steps**.



ENTRUST CERTIFICATE SERVICES Enterprise

Getting Started

Virtual Machine Configuration

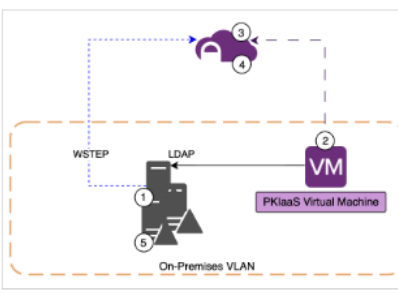
Agents ^

WSTEP ^

Root Active Directories

Set up WSTEP


Enroll your network devices using the WSTEP Microsoft protocol and the Certificate Authorities managed by Entrust PKIaaS. As illustrated by the diagram below, the WSTEP integration with Entrust PKIaaS requires installing an PKIaaS Virtual Machine on your premises. Refer to section "Automating WSTEP enrollment with an Entrust-hosted Enrollment Gateway" of the Entrust PKIaaS online guide for how to install this machine and configure your Windows domain.





Steps	More Info	Status
1. Configure the Windows domain	+	Not Applicable
Set up WSTEP		
2. Install PKIaaS Virtual Machine	+	Completed
3. Register PKIaaS Virtual Machine	+	Completed
4. Add Agent	+	Completed
5. Integrate the Windows domain	+	Not Applicable

2. Click the type of virtual machine that suits your corporate infrastructure.

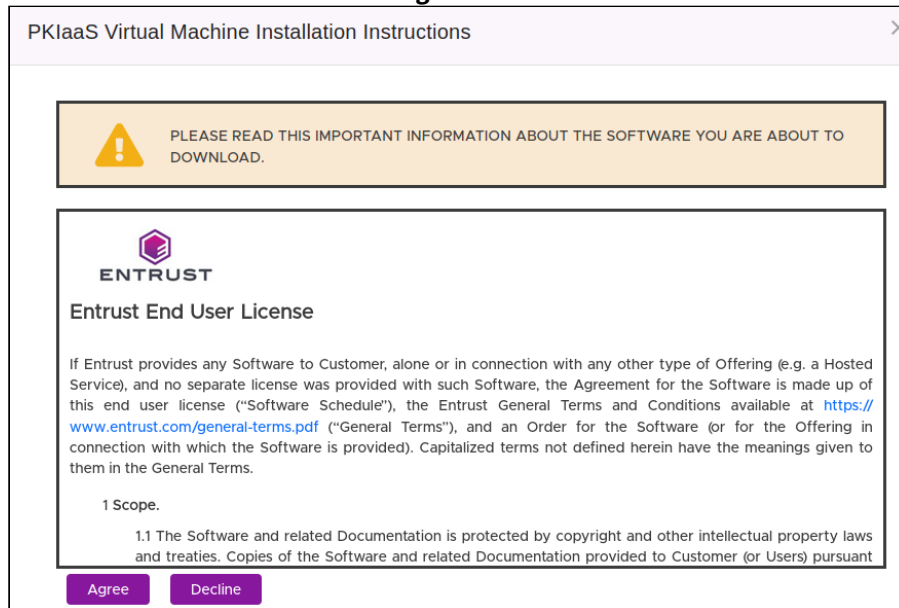
PKIaaS Virtual Machine Selection



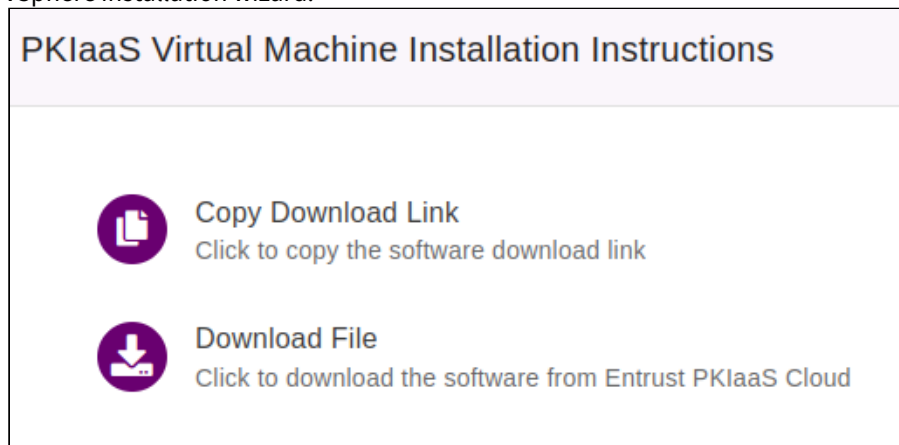




3. Read the end-user license and click **Agree**.



4. Click **Download File** to download a zipped image for the selected machine type. When selecting a VMware machine type, you can alternatively click **Copy Download Link** to copy a download URL for the VMware vSphere installation wizard.



5. If you have downloaded a zipped file, extract the file contents.

 Extracting the Azure zipped VHD image requires at least 11 GB of disk space.

Installing a PKIaaS Virtual Machine

Once downloaded, install the PKIaaS Virtual Machine in your preferred virtualization infrastructure.

- [Installing a PKIaaS Virtual Machine on Amazon Web Services](#)
- [Installing a PKIaaS Virtual Machine on Azure](#)
- [Installing a PKIaaS Virtual Machine on VMware vSphere](#)

i The PKIaaS Virtual Machine is stateless and stores all configuration settings on the Entrust cloud.

Installing a PKIaaS Virtual Machine on Amazon Web Services

See below for installing a PKIaaS Virtual Machine on the Amazon Web Services (AWS) cloud.

i Refer to docs.aws.amazon.com for advanced configurations not covered in this guide, such as selecting the machine DNS.

To install a PKIaaS Virtual Machine on Amazon Web Services

1. Log into <https://console.aws.amazon.com> as a user with permission to:
 - Create and manage S3 buckets, roles, policies, snapshots, images, and EC2 instances.
 - Run AWS CLI commands using a locally installed AWS CLI or the AWS ShellCloud.
2. Perform the steps explained below.
 - [Creating an S3 bucket for the PKIaaS Virtual Machine](#)
 - [Configuring an IAM policy for the PKIaaS Virtual Machine](#)
 - [Creating an IAM role for the PKIaaS Virtual Machine](#)
 - [Uploading the OVA file of the PKIaaS Virtual Machine to AWS](#)
 - [Creating an AMI import configuration file](#)
 - [Preparing the command-line interface](#)
 - [Importing the AMI](#)
 - [Creating an EC2 instance for the PKIaaS Virtual Machine](#)
 - [Opening a PKIaaS Virtual Machine session on AWS](#)

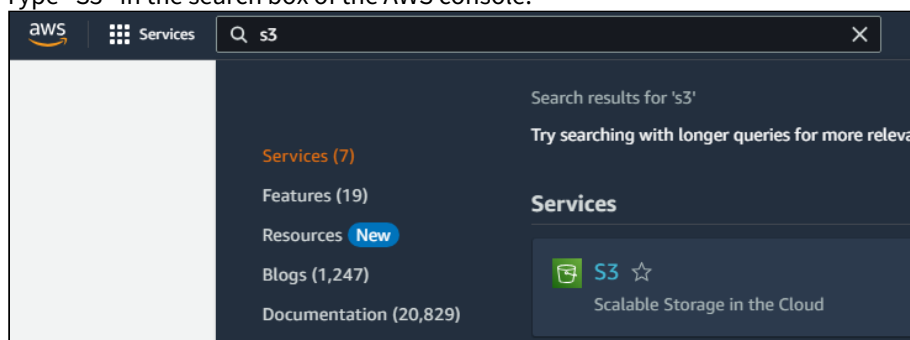
Creating an S3 bucket for the PKIaaS Virtual Machine

If you don't have an S3 bucket, create a new one as explained below.

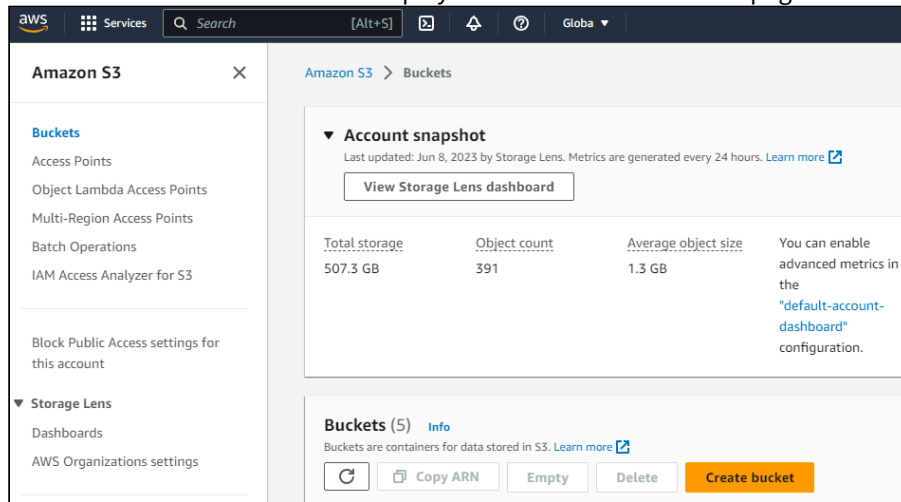
i Skip this step if the bucket was already created for a previous deployment.

To create an S3 bucket


1. Type "S3" in the search box of the AWS console.



2. Select **S3** in the search results to display the **Amazon S3 > Buckets** page.



3. Click **Create a bucket**.
4. Enter a name for the new bucket.
5. Select an AWS region for the bucket.


 All the resources created to deploy the PKIaaS Virtual Machine in Amazon Web Service must share the same region.

6. For the other S3 settings, you can leave the default values.
 - Object Ownership
 - Block Public Access settings for this bucket
 - Bucket Versioning
 - Default encryption
 - Advanced settings
7. Click **Create bucket**.

Configuring an IAM policy for the PKIaaS Virtual Machine

For granting permission to the S3 bucket, create an IAM (Identity and Access Management) policy or reuse an existing one.

- [Creating a new IAM policy](#)
- [Updating an existing IAM policy](#)

 Skip this step if the policy was already configured for a previous deployment.

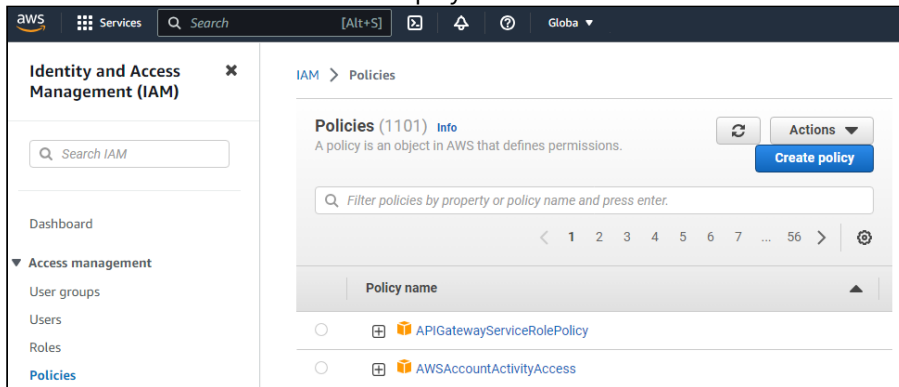
Creating a new IAM policy

See below for creating an IAM policy granting permission to the S3 bucket.

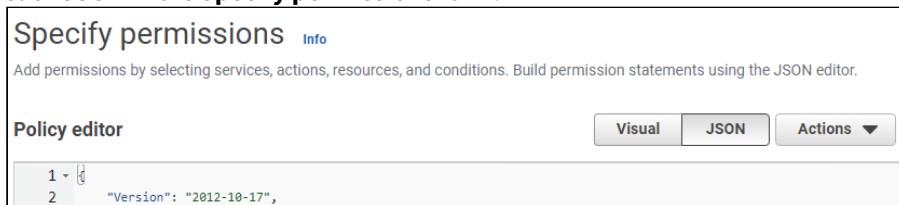
To create an IAM policy

1. Type "IAM" in the search box of the AWS console.

2. Select **IAM** in the search results to display the IAM dashboard.



3. Select **Access management > Policies** in the navigation sidebar.
4. In the content pane, click the name of an existing IAM policy or click **Create policy** to create a new one.
5. Click **JSON** in the **Specify permissions** form.



6. Paste the following JSON code in the **Policy editor** field.

```
{
  "Version": "2012-10-17",
  "Statement": [
    {
      "Effect": "Allow",
      "Action": [
        "s3:GetBucketLocation",
        "s3:GetObject",
        "s3:ListBucket"
      ],
      "Resource": [
        "arn:aws:s3:::$S3_BUCKET_NAME",
        "arn:aws:s3:::$S3_BUCKET_NAME/*"
      ]
    },
    {
      "Effect": "Allow",
      "Action": [
        "ec2:ModifySnapshotAttribute",
        "ec2:CopySnapshot",
        "ec2:RegisterImage",
        "ec2:Describe*"
      ],
      "Resource": "*"
    }
  ]
}
```

```
}

```

- In the JSON code, replace `$S3_BUCKET_NAME` with the name of the S3 bucket selected when [Creating an S3 bucket for the PKIaaS Virtual Machine](#).
- Click **Next**.
- Enter a name and an optional description for the new policy.
- Click **Create policy**.

Updating an existing IAM policy

See below for how to update an existing IAM policy for granting permission to the S3 bucket.

To update an IAM policy

- Type "IAM" in the search box of the AWS console.
- Select **IAM** in the search results to display the IAM dashboard.



- Select **Access management > Policies** in the navigation sidebar.
- In the content pane, click the **+** expand button for an existing IAM policy.
- Click **Edit**.
- In the policy editor field, add the following code to the `Resource` array.

```
"arn:aws:s3:::$S3_BUCKET_NAME",
"arn:aws:s3:::$S3_BUCKET_NAME/*"
```

- In the code, replace `$S3_BUCKET_NAME` with the name of the S3 bucket selected when [Creating an S3 bucket for the PKIaaS Virtual Machine](#).
- Click **Next**.
- Click **Save changes**.

Creating an IAM role for the PKIaaS Virtual Machine

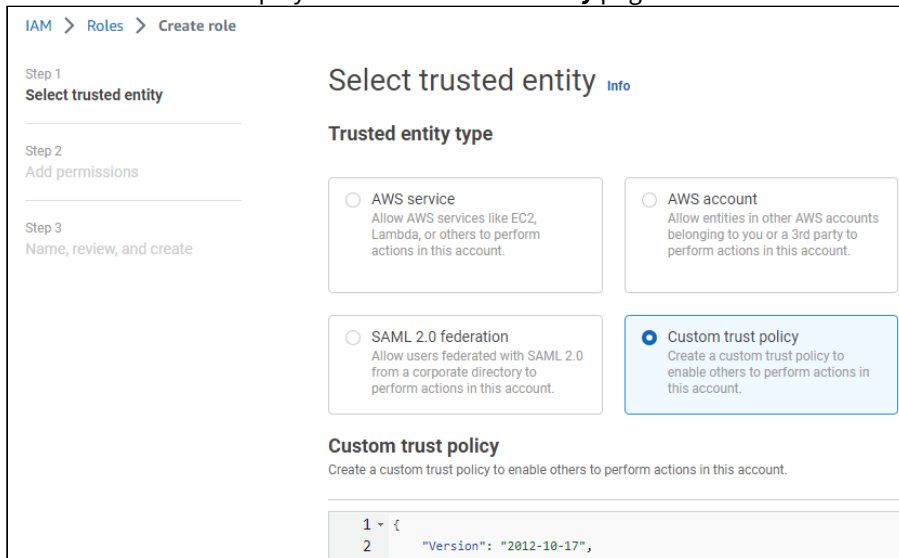
Create an IAM (Identity and Access Management) role for the policy described in [Configuring an IAM policy for the PKIaaS Virtual Machine](#).

i Skip this step if the role was already created for a previous deployment.

To create an IAM role

- Type "IAM" in the search box.
- Select IAM in the search results to display the IAM dashboard.
- Select **Access management > Roles** in the navigation sidebar.

- Click **Create role** to display the **Select trusted entity** page.



IAM > Roles > Create role

Step 1
Select trusted entity

Step 2
Add permissions

Step 3
Name, review, and create

Select trusted entity Info

Trusted entity type

- AWS service**
Allow AWS services like EC2, Lambda, or others to perform actions in this account.
- AWS account**
Allow entities in other AWS accounts belonging to you or a 3rd party to perform actions in this account.
- SAML 2.0 federation**
Allow users federated with SAML 2.0 from a corporate directory to perform actions in this account.
- Custom trust policy**
Create a custom trust policy to enable others to perform actions in this account.

Custom trust policy
Create a custom trust policy to enable others to perform actions in this account.

```

1 - {
2   "Version": "2012-10-17",

```

- Under **Trusted entity type**, click **Custom trust policy**.
- Paste the following code under **Custom trust policy**.

```

{
  "Version": "2012-10-17",
  "Statement": [
    {
      "Effect": "Allow",
      "Principal": {
        "Service": "vmie.amazonaws.com"
      },
      "Action": "sts:AssumeRole",
      "Condition": {
        "StringEquals": {
          "sts:Externalid": "vmimport"
        }
      }
    }
  ]
}

```

- Click **Next**.
- In the **Add permissions** page, select the policy described in [Configuring an IAM policy for the PKIaaS Virtual Machine](#).
- Click **Next** to display the **Role details** page.
- In the **Role name** field, type `vmimport`.
- Click **Create role**.

Uploading the OVA file of the PKIaaS Virtual Machine to AWS

Upload to Amazon Web Services the PKIaaS Virtual Machine image file with `.ova` extension.

 See [Downloading a PKIaaS Virtual Machine from the PKIaaS portal](#) to obtain this file.

To upload the OVA file

1. Navigate to the **Amazon S3 page > Buckets** page of the AWS console.
2. Click the name of an S3 bucket. As explained in [Creating an S3 bucket for the PKIaaS Virtual Machine](#), you can select an existing bucket or create a new one.
3. In the S3 bucket details page, click **Upload**.
4. Select the PKIaaS Virtual Machine image file with `.ova` extension and wait while the file uploads.

Creating an AMI import configuration file

In your local machine, create a `containers.json` file with the following contents.

```
[
  {
    "Description": "Entrust PKIaaS Virtual Machine AMI file",
    "Format": "ova",
    "UserBucket": {
      "S3Bucket": "$AWS_S3_BUCKET",
      "S3Key": "$OVA_FILE"
    }
  }
]
```

In the file contents, replace:

- `$AWS_S3_BUCKET` with the name of the S3 bucket described in [Creating an S3 bucket for the PKIaaS Virtual Machine](#).
- `$OVA_FILE` with the name of the OVA file selected when [Uploading the OVA file of the PKIaaS Virtual Machine to AWS](#).

For example:

```
[
  {
    "Description": "Entrust PKIaaS Virtual Machine AMI file",
    "Format": "ova",
    "UserBucket": {
      "S3Bucket": "pkiaas-vm",
      "S3Key": "pkiaas-vm-prod-us.ova"
    }
  }
]
```

Preparing the command-line interface

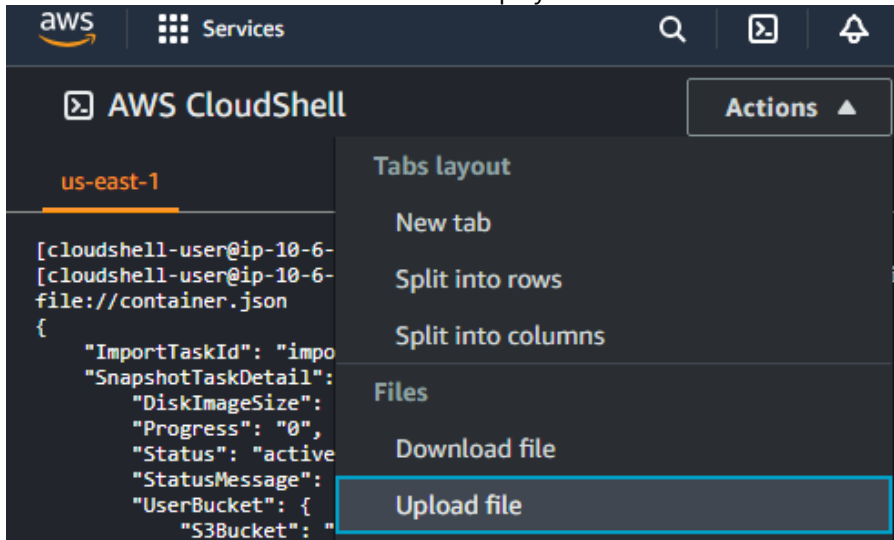
To run AWS commands on your machine, download and install the AWS CLI as explained in:

<https://docs.aws.amazon.com/cli/latest/userguide/getting-started-install.html>

Alternatively, you can use the ShellCloud provided by the AWS console. This option requires uploading the configuration file as explained below.

To upload the AMI import configuration file

1. Type "shell" in the search box of the AWS console.
2. Select **CloudShell** in the search results to display the online AWS shell.



3. In the options menu, select **Actions > Upload file**.
4. Select the `containers.json` file described in [Creating an AMI import configuration file](#).
5. Click **Upload**.

Importing the AMI

Run the following AWS command to import the Entrust PKIaaS Virtual Machine OVA as an EC2 AMI.

```
aws ec2 import-image --disk-containers file://containers.json
```

For example:

```
$ aws ec2 import-image --disk-containers file://containers.json
{
  "ImportTaskId": "import-ami-0c0ccaaab21ee1ce5",
  "Progress": "1",
  "SnapshotDetails": [
    {
      "Description": "Entrust PKIaaS Virtual Machine AMI file",
      "DiskImageSize": 0.0,
      "Format": "OVA",
      "Url": "s3://pkiaas-vm/pkiaas-vm-prod-us.ova",
      "UserBucket": {
        "S3Bucket": "pkiaas-vm",
        "S3Key": "pkiaas-vm-prod-us.ova"
      }
    }
  ],
}
```

```
"Status": "active",
"StatusMessage": "pending"
}
```

Use the value of the `ImportTaskId` field to check the status of the import process.

```
aws ec2 describe-import-image-tasks --import-task-ids <ImportTaskId>
```

For example:

```
{
  "ImportImageTasks": [
    {
      "Architecture": "x86_64",
      "ImageId": "ami-0844eae6801fff32a",
      "ImportTaskId": "import-ami-0c0ccaaab21ee1ce5",
      "LicenseType": "BYOL",
      "Platform": "Linux",
      "SnapshotDetails": [
        {
          "DeviceName": "/dev/sda1",
          "DiskImageSize": 1538403840.0,
          "Format": "VMDK",
          "SnapshotId": "snap-0a6deaf4b94eb2b36",
          "Status": "completed",
          "Url": "s3://pkiaas-vm/pkiaas-vm-prod-us.ova",
          "UserBucket": {
            "S3Bucket": "pkiaas-vm",
            "S3Key": "pkiaas-vm-prod-us.ova"
          }
        }
      ],
      "Status": "completed",
      "Tags": []
    }
  ]
}
```

In the command output, check the value of the `Status` field.

- If this value is `active`, rerun the command after 5 minutes to check the status again.
- If this value is `completed`, the import process has already finished. Copy the `ImageId` value you will later use for [Creating an EC2 instance for the PKIaaS Virtual Machine](#).

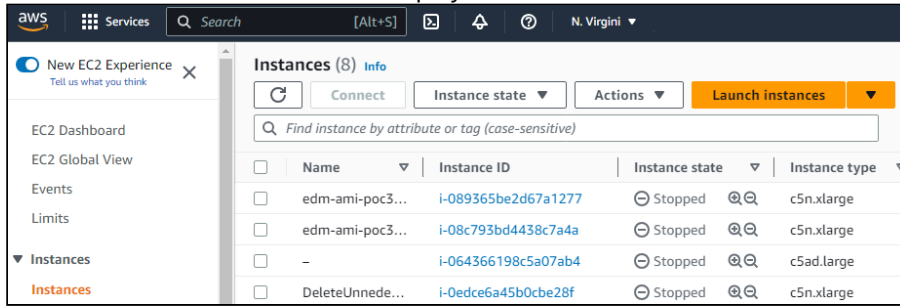
Creating an EC2 instance for the PKIaaS Virtual Machine

Create an EC2 instance for running the PKIaaS Virtual Machine image.

To create the EC2 instance

1. Type "EC2" in the search box.

2. Select **EC2** in the search results to display the EC2 dashboard.



3. Select **Instances > Instance** in the navigation sidebar.
4. click **Launch instance** in the options menu.
5. Configure the following settings.
 - [Name and tags > Name](#)
 - [Application and OS Images \(Amazon Machine Image\)](#)
 - [Instance type](#)
 - [Key pair \(login\)](#)
 - [Network settings > Firewall \(security groups\)](#)
 - [Configure storage](#)
6. Click **Launch instance**.

Name and tags > Name

Enter a name for the new EC2 instance.

Application and OS Images (Amazon Machine Image)

Select the image previously imported in [Importing the AMI](#), under the My AMIs tab.

Instance type

Select an EC2 instance type. The instance type must be built on the AWS Nitro System: <https://docs.aws.amazon.com/ec2/latest/instancetypes/ec2-nitro-instances.html>

The minimum recommended instance type is **c5a.large**

Key pair (login)

Select "Proceed without a key pair" as the SSH connection won't be used.

Network settings > Firewall (security groups)

Select or create a security group with permission to open the ports described in [Network requirements for the PKIaaS Virtual Machine](#).

i See <https://docs.aws.amazon.com/AWSEC2/latest/UserGuide/ec2-security-groups.html> for how to create a security group.

Configure storage

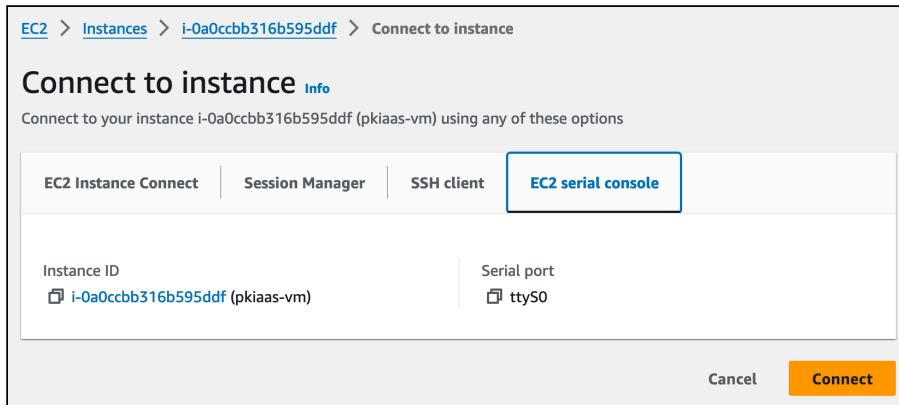
Select the default volume size.

Opening a PKIaaS Virtual Machine session on AWS

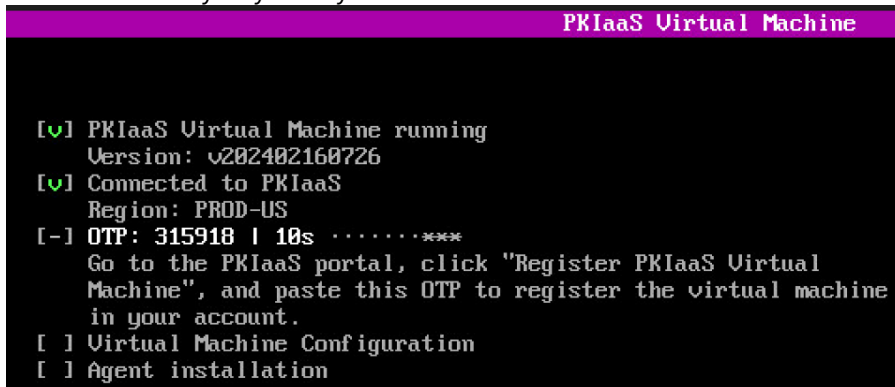
After [Creating an EC2 instance for the PKIaaS Virtual Machine](#), refresh the EC2 instance list until the instance status is **Running**, and then open a session into the PKIaaS Virtual Machine.

To open a PKIaaS Virtual Machine session on AWS


1. Select the PKIaaS PKIaaS Virtual Machine in the instances list.
2. Click **Connect** in the options menu.
3. Navigate to the **EC2 serial console** tab.
4. Click **Connect**.



5. Wait a few seconds after the serial console appears.
6. Press the Enter key on your keyboard to launch the PKIaaS Virtual Machine interface.




7. Take note of the One-time Password (OTP) the PKIaaS Virtual Machine displays on start. You will need this OTP for [Registering a PKIaaS Virtual Machine](#).

 The PKIaaS Virtual Machine refreshes the OTP every 30 seconds.

Installing a PKIaaS Virtual Machine on Azure

See below for installing a PKIaaS Virtual Machine on Microsoft Azure.

 Refer to learn.microsoft.com/azure for advanced configurations not covered in this guide, such as selecting the machine DNS.


To install a PKIaaS Virtual Machine in Azure

1. Log into <https://portal.azure.com> as a user with permission to create and manage:

- Storage accounts
 - Images
 - Network rules
 - SSH keys
 - Virtual machines
2. Perform the steps described below.
 - [Creating an Azure storage account for the PKIaaS Virtual Machine](#)
 - [Uploading the VHD image of the PKIaaS Virtual Machine file to Azure](#)
 - [Creating an Azure image for the PKIaaS Virtual Machine](#)
 - [Creating Azure network rules for the PKIaaS Virtual Machine](#)
 - [Creating the PKIaaS Virtual Machine on Azure](#)
 - [Opening a PKIaaS Virtual Machine session on Azure](#)

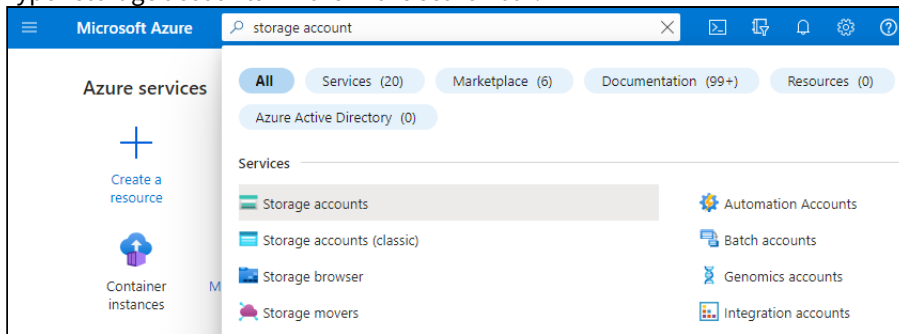
Creating an Azure storage account for the PKIaaS Virtual Machine

Select an existing Azure storage account or create a new one as explained below.

 Skip this step if the storage was already created for a previous deployment.

To create an Azure storage account

1. Type "storage accounts" in the Azure search bar.




2. Select **Storage accounts** in the search results.
3. Click **Create** on the **Storage accounts** page.
4. Configure the following settings on the **Create a storage account** page.
 - [Subscription](#)
 - [Resource group](#)
 - [Storage account name](#)
 - [Region](#)
5. Click **Review** to display the configured settings.
6. Click **Create** to create the storage account.

Subscription

Select your Azure user subscription.

Resource group

Select an existing resource group or create a new one.


 All the resources created to deploy a PKIaaS Virtual Machine in Azure must share the same resource group.

Storage account name

Enter a name for the new storage account name.

Region

Select a region for the new storage account.

 All the resources created to deploy Entrust PKI Enterprise Appliance in Azure must share the same region.

Uploading the VHD image of the PKIaaS Virtual Machine file to Azure

Upload to Azure the PKIaaS Virtual Machine image file with `.vhd` extension.

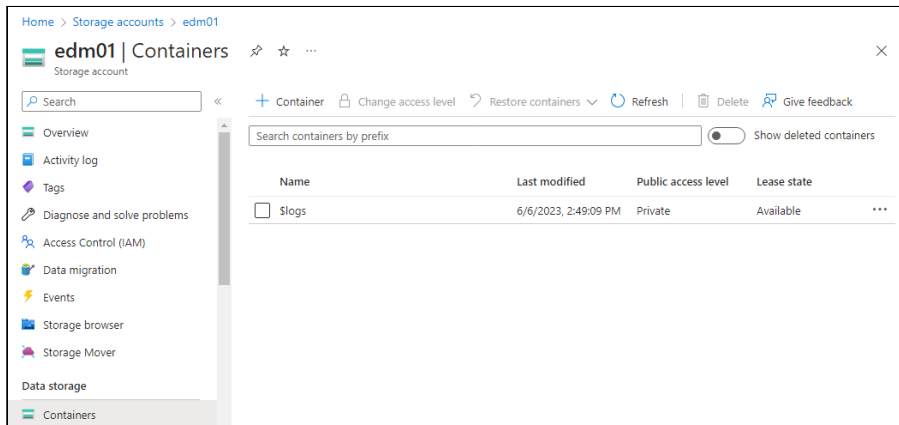
 See [Downloading a PKIaaS Virtual Machine from the PKIaaS portal](#) to obtain this file.

To upload the VHD image file

1. Extract the contents of the Azure zipped image.

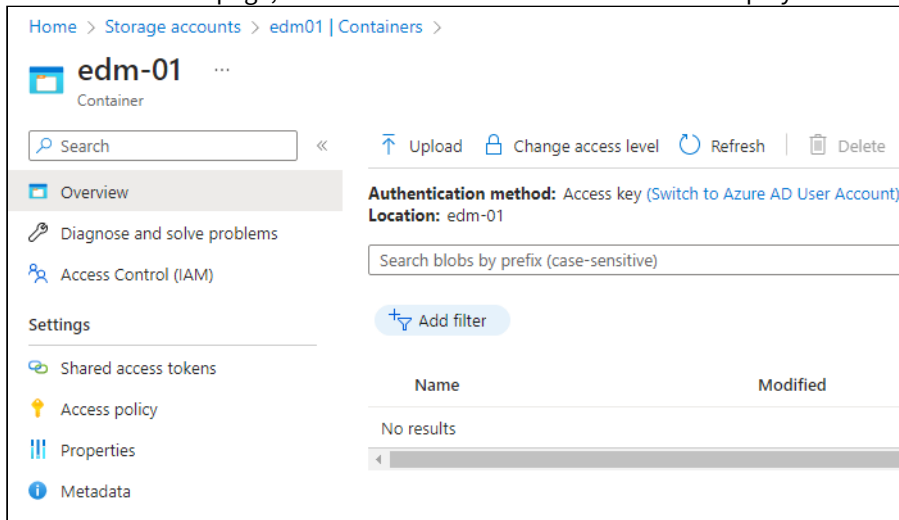
 Extracting the Azure zipped VHD image requires at least 11 GB of disk space.

2. In the Azure Portal, select the storage account described in [Creating an Azure storage account for the PKIaaS Virtual Machine](#).



3. In the sidebar menu of the storage settings page, select **Data storage > Containers**.
4. On the **Containers** page, click **+ Container**
5. Enter a name for the new container and click **Create**.

- On the **Containers** page, click the name of the new container to display the container details.



- On the container details page, click **Upload**.
- Select the Entrust PKIaaS Virtual Machine image file with `.vdh` extension and wait while the file uploads.

Creating an Azure image for the PKIaaS Virtual Machine

See below for how to create the PKIaaS Virtual Machine image using the Azure Portal.

To create the image in the Azure Portal

- Type "images" in the Azure Portal search bar.
- Click **Images** on the search results.
- Click **+ Create** on the **Images** page.
- Configure the following settings in the **Create an image** page.
 - [Project details](#)
 - [Instance details](#)
 - [OS disk](#)
- Click **Review + create** to validate the image settings.
- Click **Create** to create the new image.

Project details

Configure the following settings under **Project details**.

Setting	Value
Subscription	Select your Azure subscription.
Resource group	Select the same resource group selected when Creating an Azure storage account for the PKIaaS Virtual Machine .

Instance details

Configure the following settings under **Instance details**.

Setting	Value
Name	Enter a unique name for the new image.
Region	Select the same region selected when Creating an Azure storage account for the PKIaaS Virtual Machine .

OS disk

Configure the following settings under **OS disk**.

Setting	Value
OS type	Select Linux .
VM generation	Select Gen 1
Storage blob	Select the VHD image described in Uploading the VHD image of the PKIaaS Virtual Machine file to Azure .
Account type	Select Standard SSD .
Host caching	Select Read-only .

Creating Azure network rules for the PKIaaS Virtual Machine

Create a Network Security Group with rules granting access to the ports listed in [Network requirements for the PKIaaS Virtual Machine](#).

Creating the PKIaaS Virtual Machine on Azure

Set the following configuration when creating the PKIaaS Virtual Machine on Azure.

- [Basics](#)
- [Disk](#)
- [Networking](#)

Basics

Set the following values in the **Basics** tab of the **Create a virtual machine** page.

Setting	Value
Project details / Subscription	Select your Azure subscription.

Setting	Value
Project details / Resource group	Select the resource group described in Creating an Azure storage account for the PKIaaS Virtual Machine .
Instance details / Virtual machine name	Enter a name for the new virtual machine.
Instance details / Region	Select the region shared by the rest of Azure resources.
Instance details / Image	Select the image described in Creating an Azure image for the PKIaaS Virtual Machine .
Instance details / Size	Minimum recommended size: <code>Standard_B2s</code> .
Administrator account / Authentication type	Select SSH public key .
Administrator account / SSH public key source	Generate a new one or use an existing one. This step is required by the Azure VM creation process, but the key won't be used at all in PKIaaS VM as there is no SSH connection.
Inbound port rules / Public inbound ports	Select None .
Licensing type / License type	Select Other .

Disk

Set the following values in the **Disk** tab of the **Create a virtual machine** page.

Setting	Value
OS disk / OS disk type	Select Premium SSD (locally-redundant storage) or higher.

Networking

Set the following values in the **Networking** tab of the **Create a virtual machine** page.

Setting	Value
NIC network security group	Select Advanced .

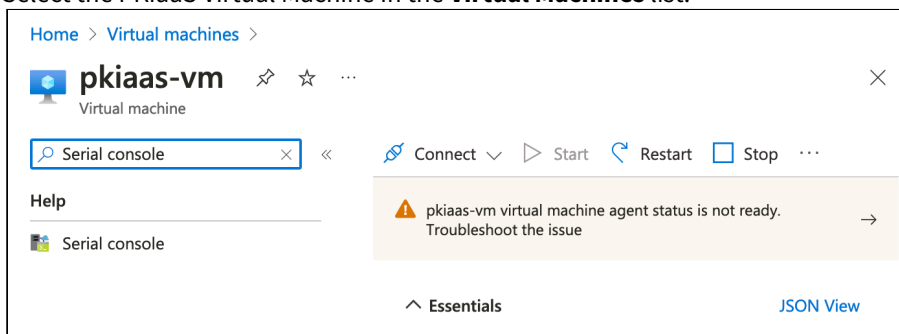
Setting	Value
Configure network security group	Select the network security group described in Creating Azure network rules for the PKIaaS Virtual Machine .

Opening a PKIaaS Virtual Machine session on Azure

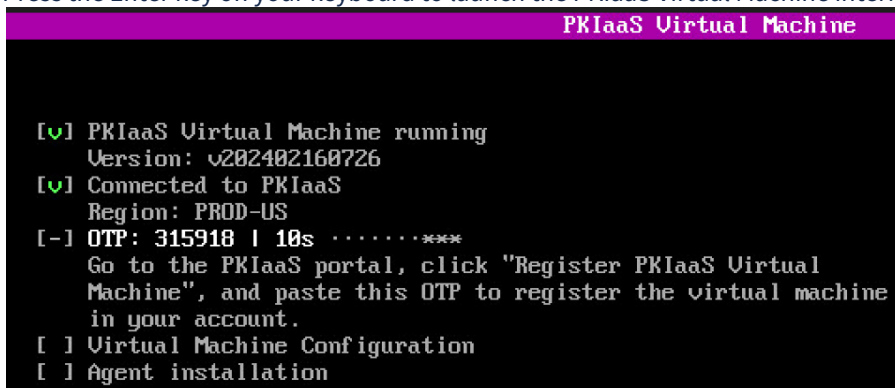
After [Creating the PKIaaS Virtual Machine on Azure](#), wait until the machine status changes from **Deployment is in progress** to **Your deployment is complete**, and open a session into the PKIaaS Virtual Machine.

To open a PKIaaS Virtual Machine session on Azure


1. Select the PKIaaS Virtual Machine In the **Virtual Machines** list.



2. If displayed, ignore the "Agent status is Not ready" warning.
3. Type "Serial console" In the search box.
4. Click the **Serial console** result under the search box.
5. Wait until the serial connection is established and the "Press ENTER to continue" message appears.
6. Press the Enter key on your keyboard to launch the PKIaaS Virtual Machine interface.



7. Take note of the One-time Password (OTP) the PKIaaS Virtual Machine displays on start. You will need this OTP for [Registering a PKIaaS Virtual Machine](#).

 The PKIaaS Virtual Machine refreshes the OTP every 30 seconds.

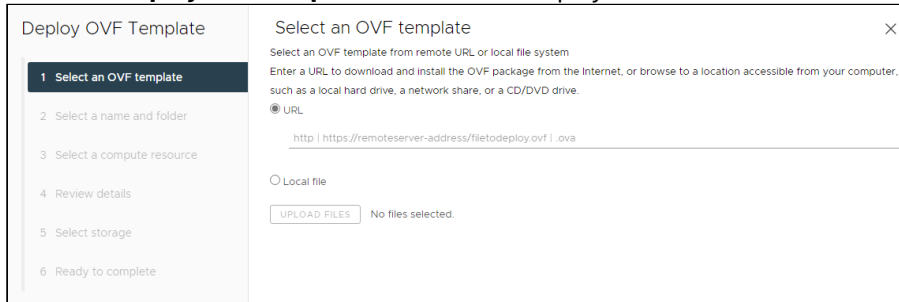
Installing a PKIaaS Virtual Machine on VMware vSphere

Use either the download link or the `.ova` image file to install a PKIaaS Virtual Machine in VMware Workstation.

i See [Downloading a PKIaaS Virtual Machine from the PKIaaS portal](#) to obtain the download link or the installation file.

To install a PKIaaS Virtual Machine in VMware vSphere

1. Log into your VMware vSphere portal.
2. Right-click on a folder of the navigation tree.
3. Select the **Deploy OVF Template** command to display the machine creation wizard.



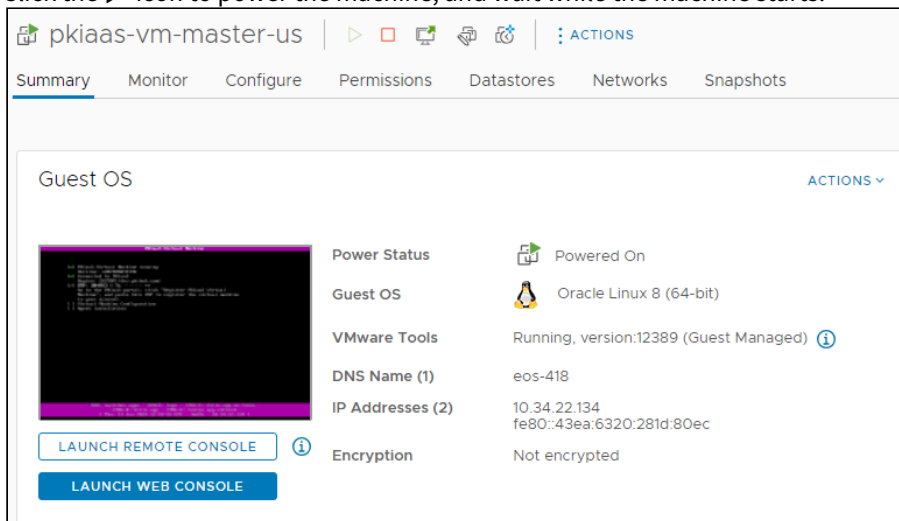
4. In the **Select an OVF template** page, click **URL** to paste the download link, or **Local** file to import the `.ova` image file.
5. In the **Select a name and folder** page, select a name and a folder for the new virtual machine.
6. In the **Select a compute resource** page, select a computing resource for the new virtual machine.
7. In the **Review details** page, review the settings already selected for the new virtual machine.
8. In the **Select storage** page, select a storage resource for the new virtual machine.

⚠ Do not enable the **Encrypt this virtual machine** option.

9. In the **Select networks** page, select a network for the new virtual machine.

i See [Network requirements for the PKIaaS Virtual Machine](#) for the requirements of the selected network.

10. In the **Ready to complete** page, review all the machine settings.
11. Click **Finish** and wait while VMware vSphere creates the machine.
12. Select the newly created machine in the navigation tree.
13. Click the **▶** icon to power the machine, and wait while the machine starts.




14. Click **LAUNCH WEB CONSOLE** to display the machine prompt in your web browser.

```
PKIaaS Virtual Machine

[✓] PKIaaS Virtual Machine running
    Version: v202402160726
[✓] Connected to PKIaaS
    Region: PROD-US
[-] OTP: 315918 | 10s .....***
    Go to the PKIaaS portal, click "Register PKIaaS Virtual
    Machine", and paste this OTP to register the virtual machine
    in your account.
[ ] Virtual Machine Configuration
[ ] Agent installation
```

15. Take note of the One-time Password (OTP) the PKIaaS Virtual Machine displays on start. You will need this OTP for [Registering a PKIaaS Virtual Machine](#).

 The PKIaaS Virtual Machine refreshes the OTP every 30 seconds.

Configuring PKIaaS Virtual Machines on the PKIaaS portal

Once installed on your corporate infrastructure, configure the PKIaaS Virtual Machine in the Entrust PKIaaS portal.

- [Registering a PKIaaS Virtual Machine](#)
- [Adding an agent to a PKIaaS Virtual Machine](#)
- [Linking additional Active Directories to an agent](#)
- [Managing PKIaaS Virtual Machine configurations](#)
- [Managing Active Directory configurations](#)

Once set, the final configuration must include:

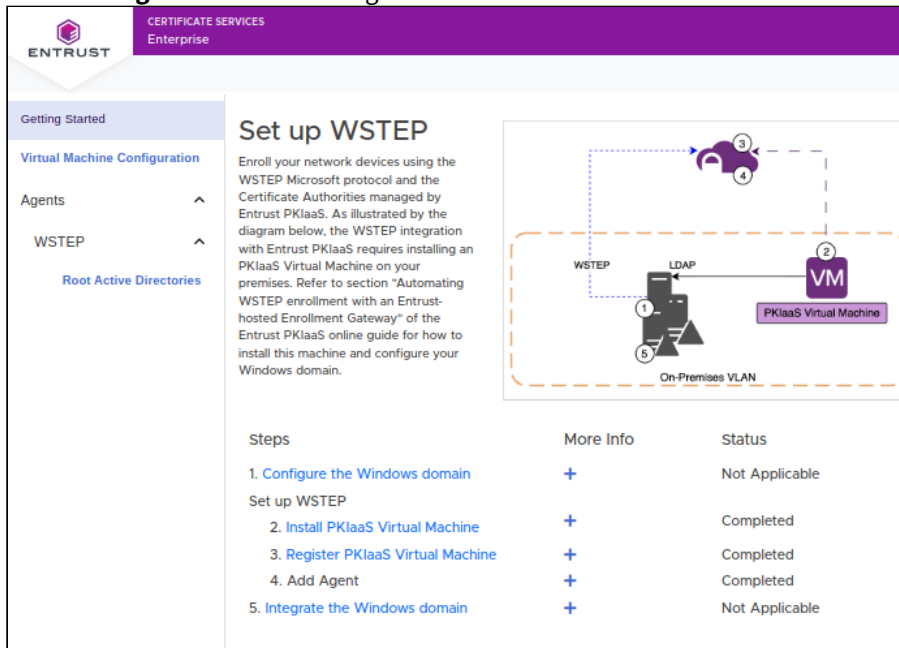
- An on-premises PKIaaS Virtual Machine linked to one PKIaaS Virtual Machine configuration.
- One WSTEP enrollment agent associated with the PKIaaS Virtual Machine configuration.
- One or more root Active Directory configurations linked with each WSTEP enrollment agent.

Registering a PKIaaS Virtual Machine

Once installed on your premises, register the PKIaaS Virtual Machine in the Entrust PKIaaS portal.

To register a PKIaaS Virtual Machine

1. Click **Getting Started** in the navigation sidebar.

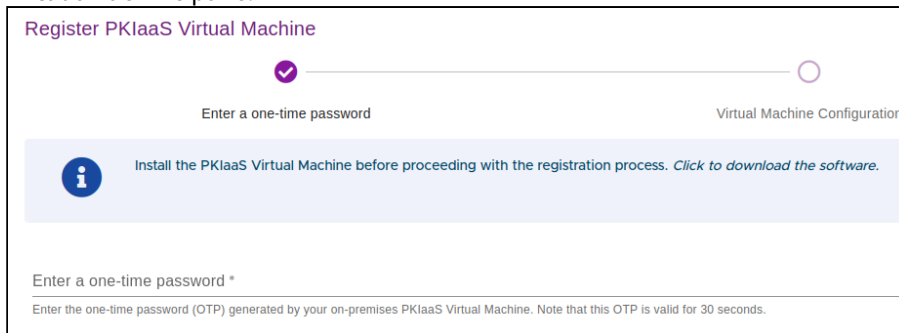


Set up WSTEP

Enroll your network devices using the WSTEP Microsoft protocol and the Certificate Authorities managed by Entrust PKIaaS. As illustrated by the diagram below, the WSTEP integration with Entrust PKIaaS requires installing an PKIaaS Virtual Machine on your premises. Refer to section "Automating WSTEP enrollment with an Entrust-hosted Enrollment Gateway" of the Entrust PKIaaS online guide for how to install this machine and configure your Windows domain.

Steps	More Info	Status
1. Configure the Windows domain	+	Not Applicable
Set up WSTEP		
2. Install PKIaaS Virtual Machine	+	Completed
3. Register PKIaaS Virtual Machine	+	Completed
4. Add Agent	+	Completed
5. Integrate the Windows domain	+	Not Applicable

2. On the **Set up WSTEP** pane, click the **Register PKIaaS Virtual Machine** step to display the **Register PKIaaS Virtual Machine** pane.



Register PKIaaS Virtual Machine

Enter a one-time password

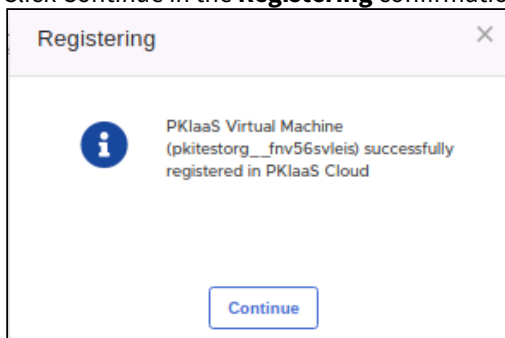
Virtual Machine Configuration

Install the PKIaaS Virtual Machine before proceeding with the registration process. [Click to download the software.](#)

Enter a one-time password *

Enter the one-time password (OTP) generated by your on-premises PKIaaS Virtual Machine. Note that this OTP is valid for 30 seconds.

3. In the **Enter one-time password** field, enter the one-time password you obtained when completing the installation on the selected platform.
 - [Opening a PKIaaS Virtual Machine session on AWS](#)
 - [Opening a PKIaaS Virtual Machine session on Azure](#)
 - [Installing a PKIaaS Virtual Machine on VMware vSphere](#)
4. Click **Next** and wait while Entrust PKIaaS registers the machine
5. Click Continue in the **Registering** confirmation dialog.

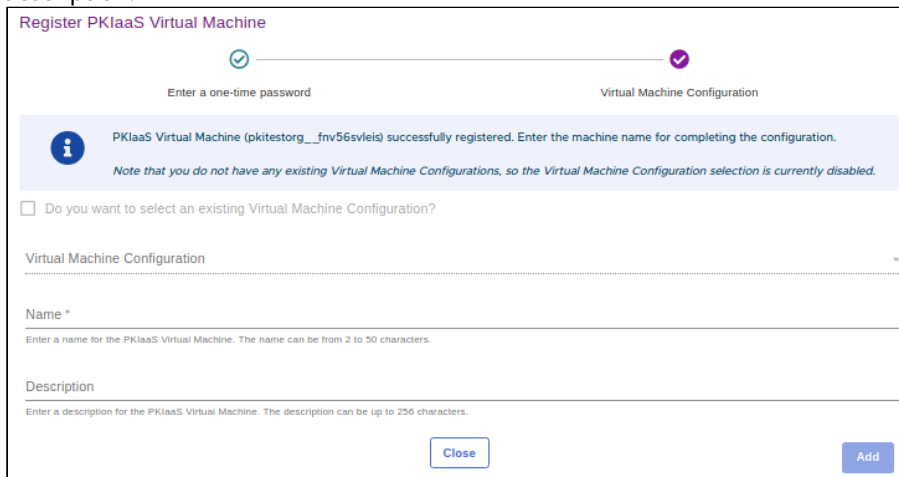


Registering

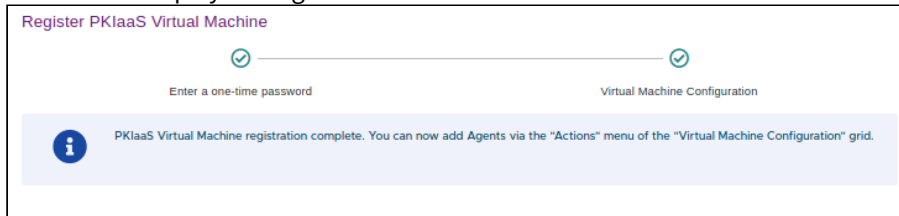
PKIaaS Virtual Machine (pkitestorg__fnv56svleis) successfully registered in PKIaaS Cloud

Continue

- In the **PKIaaS Virtual Machine Configuration** form, enter a unique name for the machine and an optional description.



- Click **Add** to display the registration confirmation.



- Click **Close**.

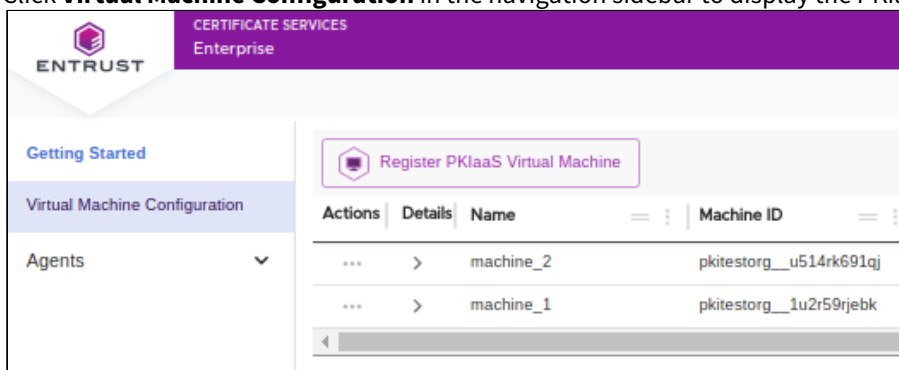
Adding an agent to a PKIaaS Virtual Machine

Add an enrollment agent to the PKIaaS Virtual Machine you previously registered in [Registering a PKIaaS Virtual Machine](#).

⚠ You cannot link the same Active Directory to different agents. However, you can link additional Active Directories to an agent as explained in [Linking additional Active Directories to an agent](#).

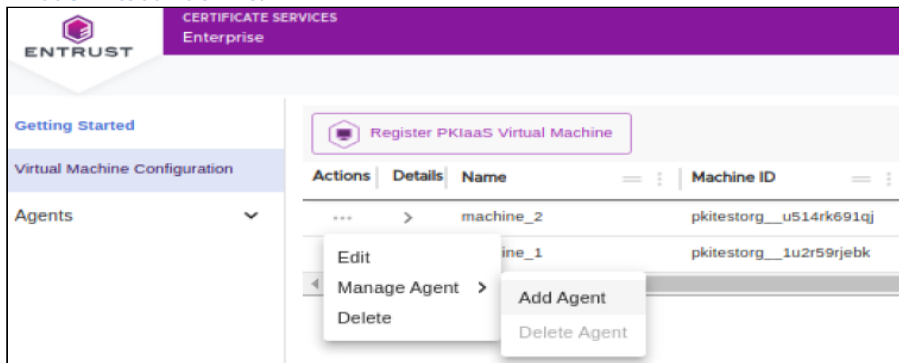
To add an agent to a PKIaaS Virtual Machine

- Click **Virtual Machine Configuration** in the navigation sidebar to display the PKIaaS Virtual Machines grid.

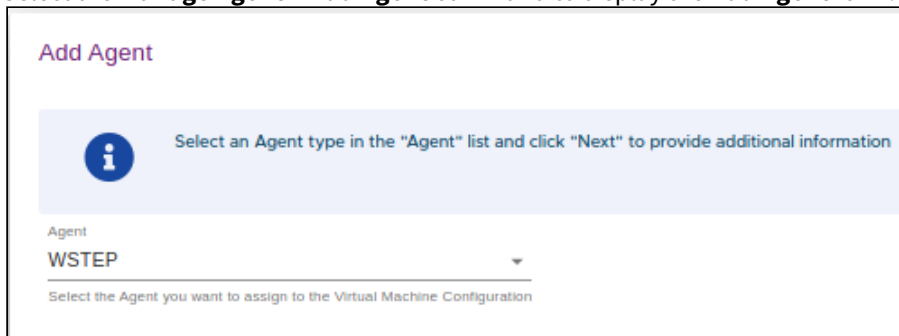


Actions	Details	Name	Machine ID
...	>	machine_2	pkitestorg__u514rk691qj
...	>	machine_1	pkitestorg__1u2r59rjebk

- In the PKIaaS Virtual Machines grid, click the ... three dots icon of the machine you registered in [Registering a PKIaaS Virtual Machine](#).



- Select the **Manage Agent > Add Agent** command to display the **Add Agent** form.



- Select **WSTEP** in the **Agent** list.
- Click **Next** and follow the steps below.
 - [Configuring an Active Directory in the agent](#)
 - [Preparing the service account for Kerberos](#)
 - [Synchronizing the agent with the root Active Directory](#)

Configuring an Active Directory in the agent

Each agent must be associated with at least one Active Directory.

Add Root Active Directory

Password *
 👁

The service account password

DNS Server
 10.34.22.55:53

The DNS server for the WSTEP Agent to query. Enter the IP and port (in IP:PORT syntax), or just the IP to assume the default port 53.

Certificate Authority
My Subordinate CA

The default Certificate Authority for the root Active Directory certificate templates. You can later select a different Certificate Authority via the "Manage Certificate Templates" action in the "Root Active Directories" grid.

LDAPS Trusted Certificates Add Certificate

```
qRCf9Uq6T1ZF5rTamx508RppdLKip8cYh/
Wvc2xRgUznWtWZA1R1u/E2p5C9c/yX
yWt1pRsQ0FnePXRni+CXvJRG+hmuJhPeo09RbGIPSA6PwXtLDLsnd
TJt4DiR4y
kmLTraKmxhBqqCgnzQR3lksbJ6MMkxE8VD9h29qnIVB5sFVJ0U17A
```

Paste the PEM or Base64 encoded certificate. To add more, click the Add Certificate button

Distinguished Name	CN=demoserver,O=Entrust,ST=Barcelona,C=ES
Certificate Authority	CN=demoserver,O=Entrust,ST=Barcelona,C=ES
Serial (Hex)	22200f5c85dad245c215099a736fd6fac9a0301b
Valid From	April 17, 2024 at 11:30 AM GMT+2
Valid To	April 17, 2025 at 11:30 AM

Close
Add

See below for the required parameters.

- [Domain Name](#)
- [Username](#)
- [Password](#)
- [DNS](#)
- [Certificate Authority](#)
- [LDAPS Trusted Certificates](#)

Domain Name

The name of the root domain of the Microsoft Active Directory forest that was used when [Preparing the Active Directory forest for WSTEP](#).

- If an Active Directory with the same name exists and is linked to another agent, the wizard will display an error message.
- If an Active Directory with the same name exists but is not linked to another agent, the wizard will display a confirmation request to load the Active Directory configuration.
- The value used for the domain name should not be an IP address, nor should it be the FQDN of a domain controller.

Username

The user logon name obtained when [Creating a PKIaaS WSTEP Service Account](#). This parameter supports the two formats described in:

<https://learn.microsoft.com/en-us/windows/win32/secauthn/user-name-formats>

For example:

mydomain\john.smith

john.smith@mydomain.com

Password

The password selected when [Creating a PKIaaS WSTEP Service Account](#).

DNS

The DNS of the Active Directory you configured in [Preparing the Active Directory forest for WSTEP](#). Use the following syntax to set this value.

<machine>:<port>

Where

- <machine> is the domain name or IP address of the DNS server.
- <port> is the port of the DNS service.

Certificate Authority

The Certificate Authority you configured in [Configuring an Entrust PKIaaS issuing CA for WSTEP](#).

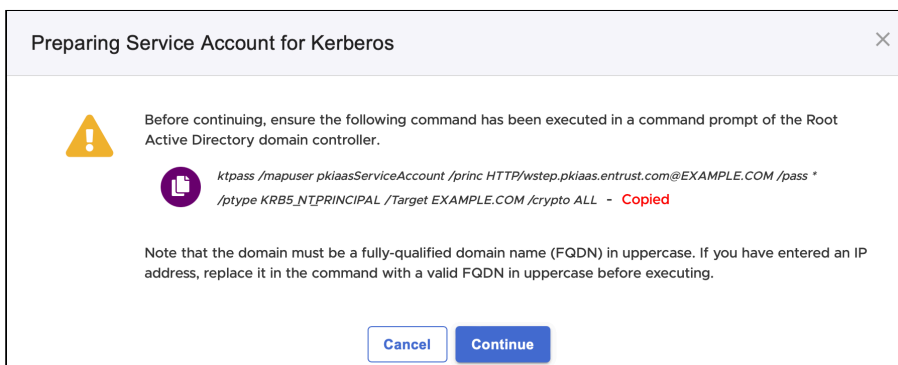
LDAPS Trusted Certificates

The root CA certificate of the LDAPS TLS certificates chain. The PKIaaS Virtual Machine will use this root CA certificate for validating connections with the Active Directory LDAPS service. Click **Add Certificate** to import one or more root CA certificates.

 See [Setting up LDAPS on domain controllers](#) for how to configure the LDAPS TLS certificates.

Preparing the service account for Kerberos

After [Configuring an Active Directory in the agent](#), click **Next** to display the **Preparing Service Account for Kerberos** dialog.




If you have not yet executed the displayed command:

1. Click the icon to copy the command.
2. Log in to the server hosting the root Active Directory domain controller as either:
 - A domain administrator

- A user who is a member of the built-in Account Operators domain group.
3. Paste the command in the Windows PowerShell.
 4. Replace the value of the `/pass` option with the password entered when [Creating a PKIaaS WSTEP Service Account](#).
 5. Run the command.

Specifically, this `ktpass` command maps a Kerberos Principal to:

- The Service Principal Names (SPN).
- The User Principal Name (UPN).

 These mappings are necessary for compatibility with AES128 and AES256 algorithms in Kerberos Authentication.

See below for the command syntax.


```
ktpass /mapuser <USER> /princ HTTP/<PKIAAS-WSTEP-URL>@<UPPERCASE-DOMAIN-NAME> /pass <PASS> /ptype KRB5_NT_PRINCIPAL /Target <UPPERCASE-DOMAIN-NAME> /crypto ALL
```

Parameter	Value
<USER>	The name of the user described in Creating a PKIaaS WSTEP Service Account .
<PKIAAS-WSTEP-URL>	The region-specific URL for Entrust PKIaaS WSTEP.
<UPPERCASE-DOMAIN-NAME>	The domain selected when previously Configuring an Active Directory in the agent , in uppercase.
<USER-PASSWORD>	The password of the user described in Creating a PKIaaS WSTEP Service Account .

Synchronizing the agent with the root Active Directory

After [Preparing the service account for Kerberos](#), click **Continue** and wait while the agent connects with the root Active Directory. When the process completes, a confirmation dialog displays the URL of the enrollment service for the agent.

Link Root Active Directory

 **Important Information**
 Agent successfully synchronized with the Root Active Directory (10.34.22.55). The discovered RootRealm Name is oscar.test.

Use the following URL when creating the Group Policy Object for the Certificate Enrollment Policy:
<https://wstep.pki.entrust.com/wstep/pkitestorg/cep>

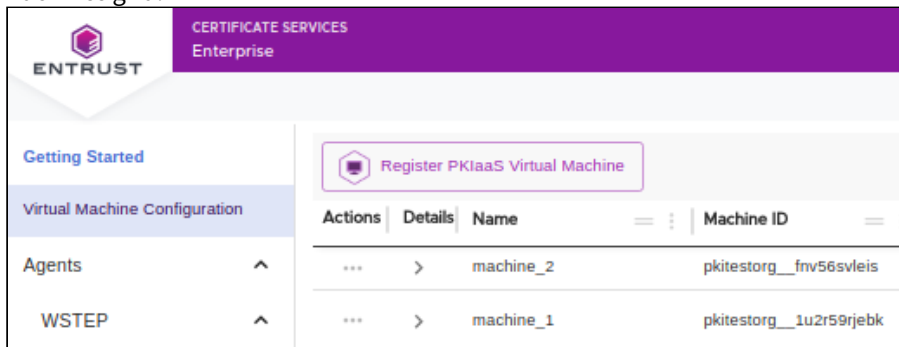
Copy the URL, you will need it when later [Enabling PKIaaS WSTEP for users](#) on your Windows domain.

Linking additional Active Directories to an agent

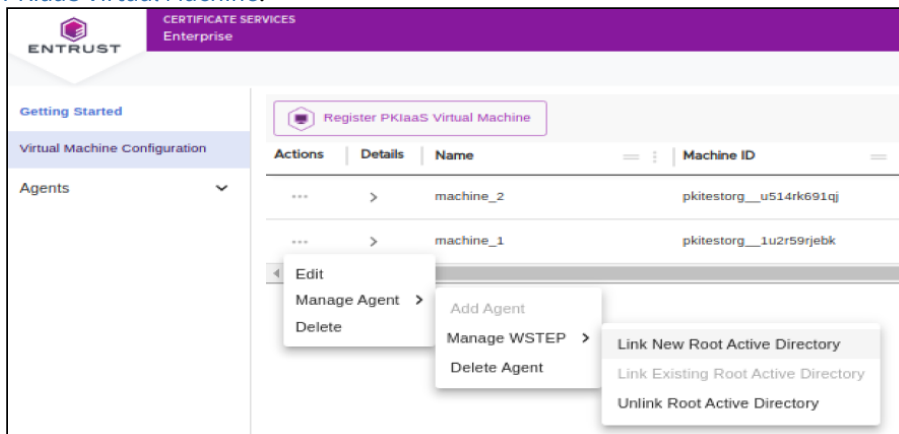
When [Adding an agent to a PKIaaS Virtual Machine](#), you are asked to enter configuration data for linking a first Windows root Active Directory. See this section for how to link additional Active Directories.

To link an additional Active Directory to an agent

1. Click **PKIaaS Virtual Machine Configuration** in the navigation sidebar to display the PKIaaS Virtual Machines grid.



2. In the PKIaaS Virtual Machines grid, click the ... three dots icon of the machine you registered in [Registering a PKIaaS Virtual Machine](#).



3. Select the **Manage Agent > Manage WSTEP > Link New Root Active Directory** command.
4. Follow the steps already described in [Adding an agent to a PKIaaS Virtual Machine](#).
 - [Configuring an Active Directory in the agent](#)
 - [Preparing the service account for Kerberos](#)
 - [Synchronizing the agent with the root Active Directory](#)

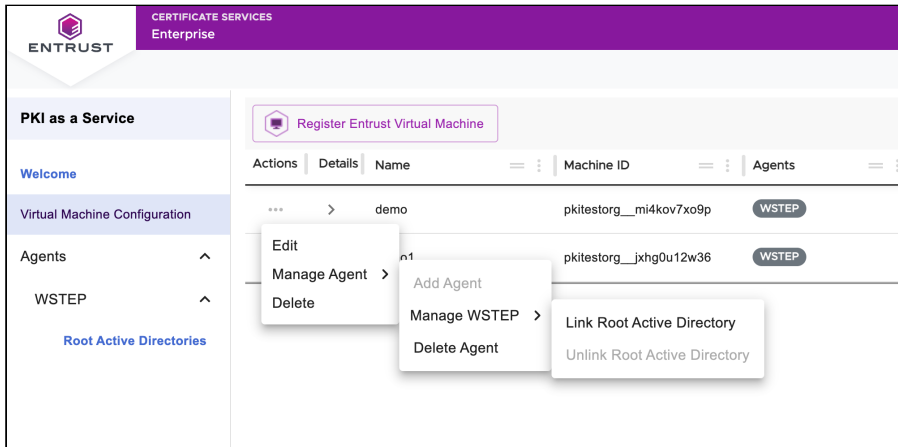
Managing PKIaaS Virtual Machine configurations

To manage the configuration of the PKIaaS Virtual Machines registered in Entrust PKIaaS, click **Virtual Machine Configuration** in the navigation sidebar.

- [Selecting PKIaaS Virtual Machine actions](#)
- [Copying the enrollment URL](#)

Selecting PKIaaS Virtual Machine actions

In the PKIaaS Virtual Machine grid, click the ... three dots line for a PKIaaS Virtual Machine



Select the following actions.

- [Edit](#)
- [Manage Agent / Add Agent](#)
- [Manage Agent / Manage WSTEP / Link Root Active Directory](#)
- [Manage Agent / Manage WSTEP / Unlink Root Active Directory](#)
- [Manage Agent / Delete Agent](#)
- [Delete](#)

Edit

Select this command to edit the following PKIaaS Virtual Machine Configuration settings.

Setting	Value
Machines	The identifiers of the PKIaaS Virtual Machines the configuration is applied to.
Name	The name selected when Registering a PKIaaS Virtual Machine .
Description	The optional description added when Registering a PKIaaS Virtual Machine .

Manage Agent / Add Agent

Select this command to add an agent to the PKIaaS Virtual Machine.

Manage Agent / Manage WSTEP / Link Root Active Directory

Select this command for linking an Active Directory with a WSTEP agent. See below for the required steps.

- [Configuring an Active Directory in the agent](#)
- [Preparing the service account for Kerberos](#)
- [Synchronizing the agent with the root Active Directory](#)

Manage Agent / Manage WSTEP / Unlink Root Active Directory


Select this command to unlink an Active Directory configuration from a WSTEP agent.

Manage Agent / Delete Agent

Select this command to delete the agent.

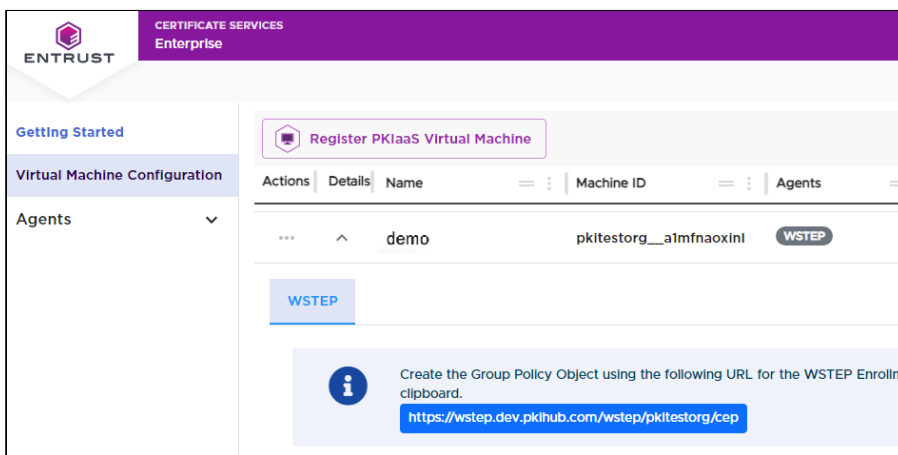
Delete


Select this command to delete the PKIaaS Virtual Machine configuration.

 Deleting a PKIaaS Virtual Machine configuration fails when it is still assigned to a machine. Click **Edit** and set **Machines** to **<Unassign>** to remove any machine assignment.

Copying the enrollment URL

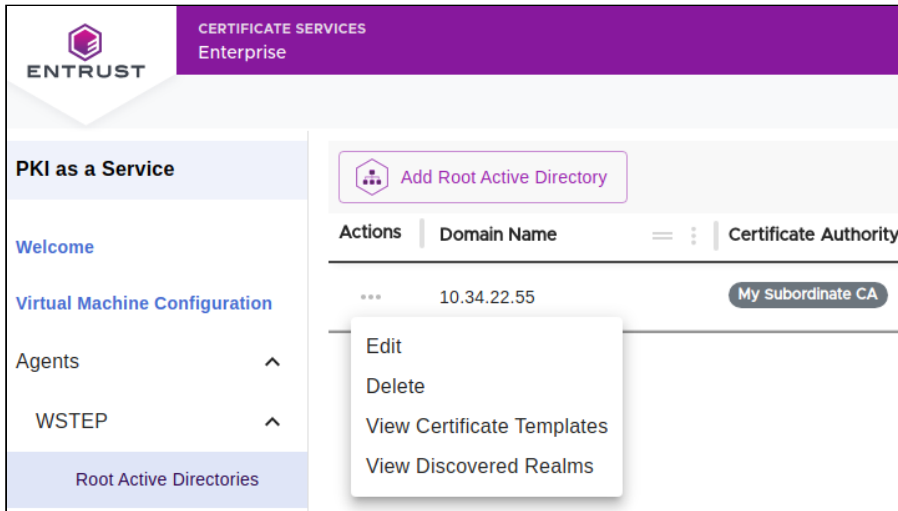
In the PKIaaS Virtual Machine grid, click the > arrow to unfold the details of a PKIaaS Virtual Machine configuration.



Click the  panel to copy the WSTEP enrollment URL. You will later need this URL when [Enabling PKIaaS WSTEP for users](#) on your Windows domain.

Managing Active Directory configurations

To manage Windows root Active Directory configurations in Entrust PKIaaS, click **Agents > WSTEP > Root Active Directories** in the sidebar.



See below for the available configuration options.

- [Add Root Active Directory](#)
- [Edit Active Directory](#)
- [Delete Active Directory](#)
- [Manage Certificate Templates](#)
- [View discovered domains](#)

Add Root Active Directory

See below for adding a new Active Directory to Entrust PKIaaS.

i You can later link this Active Directory to an agent as explained in [Adding an agent to a PKIaaS Virtual Machine](#) and [Linking additional Active Directories to an agent](#).

To add an Active Directory configuration

1. Click **Agents > WSTEP > Root Active Directories** in the sidebar.
2. Click the **Add Root Active Directory** button.
3. Select a PKIaaS Virtual Machine configuration to add the Active Directory to.
4. Click **Next** and configure the following settings of a new Active Directory.
 - [Domain Name](#)
 - [Username](#)
 - [Password](#)
 - [DNS](#)
 - [Certificate Authority](#)
 - [LDAPS Trusted Certificates](#)

Domain Name

The name of the root domain of the Microsoft Active Directory forest that was used when [Preparing the Active Directory forest for WSTEP](#).

- If an Active Directory with the same name exists and is linked to another agent, the wizard will display an error message.
- If an Active Directory with the same name exists but is not linked to another agent, the wizard will display a confirmation request to load the Active Directory configuration.

- The value used for the domain name should not be an IP address, nor should it be the FQDN of a domain controller.

Username

The user logon name obtained when [Creating a PKIaaS WSTEP Service Account](#). This parameter supports the two formats described in:

<https://learn.microsoft.com/en-us/windows/win32/secauthn/user-name-formats>

For example:

```
mydomain\john.smith
```

```
john.smith@mydomain.com
```

Password

The password selected when [Creating a PKIaaS WSTEP Service Account](#).

DNS

The DNS of the Active Directory you configured in [Preparing the Active Directory forest for WSTEP](#). Use the following syntax to set this value.

```
<machine>:<port>
```

Where

- `<machine>` is the domain name or IP address of the DNS server.
- `<port>` is the port of the DNS service.

Certificate Authority

The Certificate Authority you configured in [Configuring an Entrust PKIaaS issuing CA for WSTEP](#).

LDAPS Trusted Certificates

The root CA certificate of the LDAPS TLS certificates chain. The PKIaaS Virtual Machine will use this root CA certificate for validating connections with the Active Directory LDAPS service. Click **Add Certificate** to import one or more root CA certificates.

 See [Setting up LDAPS on domain controllers](#) for how to configure the LDAPS TLS certificates.

Edit Active Directory

See below for editing the configuration of an Active Directory in Entrust PKIaaS.

To edit an Active Directory configuration

1. Click **Agents > WSTEP > Root Active Directories** in the sidebar.
2. Click the ... three dots line for an Active Directory and select **Edit**

3. Update the following configuration settings.

- [Domain Name](#)
- [Username](#)
- [Password](#)
- [DNS](#)
- [Certificate Authority](#)
- [LDAPS Trusted Certificates](#)

Domain Name

The name of the root domain of the Microsoft Active Directory forest that was used when [Preparing the Active Directory forest for WSTEP](#).

- If an Active Directory with the same name exists and is linked to another agent, the wizard will display an error message.
- If an Active Directory with the same name exists but is not linked to another agent, the wizard will display a confirmation request to load the Active Directory configuration.
- The value used for the domain name should not be an IP address, nor should it be the FQDN of a domain controller.

Username

The user logon name obtained when [Creating a PKIaaS WSTEP Service Account](#). This parameter supports the two formats described in:

<https://learn.microsoft.com/en-us/windows/win32/secauthn/user-name-formats>

For example:

```
mydomain\john.smith
```

```
john.smith@mydomain.com
```

Password

The password selected when [Creating a PKIaaS WSTEP Service Account](#).

DNS

The DNS of the Active Directory you configured in [Preparing the Active Directory forest for WSTEP](#). Use the following syntax to set this value.

```
<machine>:<port>
```

Where

- `<machine>` is the domain name or IP address of the DNS server.
- `<port>` is the port of the DNS service.

Certificate Authority

The Certificate Authority you configured in [Configuring an Entrust PKIaaS issuing CA for WSTEP](#).


LDAPS Trusted Certificates

The root CA certificate of the LDAPS TLS certificates chain. The PKIaaS Virtual Machine will use this root CA certificate for validating connections with the Active Directory LDAPS service. Click **Add Certificate** to import one or more root CA certificates.

 See [Setting up LDAPS on domain controllers](#) for how to configure the LDAPS TLS certificates.

Delete Active Directory

See below for removing an Active Directory from Entrust PKIaaS.


 Removing an Active Directory results in an error if the Active Directory is linked to a PKIaaS Virtual Machine configuration.

To remove an Active Directory from Entrust PKIaaS

1. If still linked to a PKIaaS Virtual Machine configuration, unlink the Active Directory as explained in [Managing PKIaaS Virtual Machine configurations](#).
2. Click **Agents > WSTEP > Root Active Directories** in the sidebar.
3. Click the ... three dots line for an Active Directory and select **Delete**.

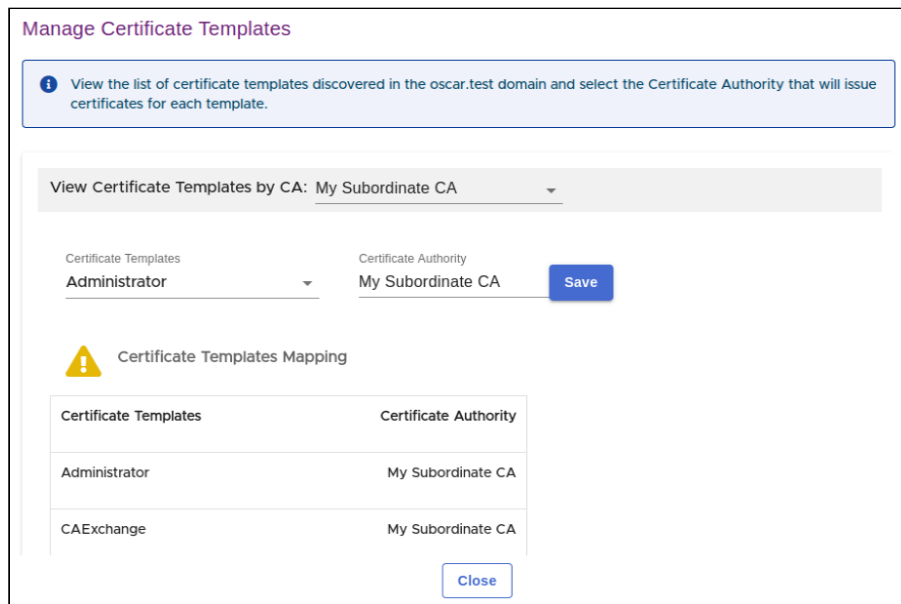
Manage Certificate Templates

See below for how to browse and manage the Windows certificate templates enabled in an Active Directory for WSTEP enrollment.

 See [Managing Microsoft certificate templates in Active Directory](#) for how to add and configure certificate templates in your on-premises Windows environment.

To manage certificate templates

1. Click **Agents > WSTEP > Root Active Directories** in the sidebar.
2. Click the ... three dots line for an Active Directory and select **View Certificate Templates** to display the **Manage Certificate Templates** pane.



3. In the **View Template by CA** list of the **Manage Certificate Templates** pane, select one of the Certificate Authorities added when [Configuring an Entrust PKIaaS issuing CA for WSTEP](#). Select **All** to list certificate templates for all Certificate Authorities.
4. In the **Certificate Templates** field, select a certificate template you want to assign or unassign to a certificate authority.
5. In the **Certificate Authority** field, select the certificate authority that will issue certificates for the selected certificate template. Click **<Unassign>** to assign no certificate authority.
6. Click **Save** to associate the certificate template with the certificate authority.

View discovered domains

See below for how to list the domains managed by a root Active Directory.

To list the domains managed by a root Active Directory

1. Click **Agents > WSTEP > Root Active Directories** in the sidebar.
2. Click the ... three dots line for an Active Directory and select **View Discovered Domains**.
3. Check the name of each domain managed by the Active Directory.

Enabling WSTEP for users and devices

Enable PKIaaS WSTEP enrollment and autoenrollment for users and devices.

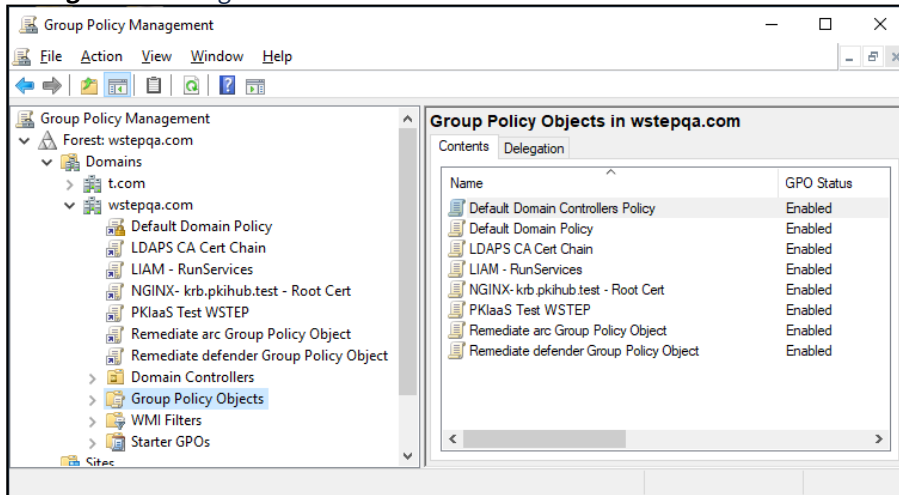
- [Creating a Group Policy Object for the WSTEP certificate chain](#)
- [Importing the WSTEP certificate chain into the Group Policy Object](#)
- [Enabling PKIaaS WSTEP for users](#)
- [Enabling autoenrollment for users](#)
- [Enabling PKIaaS WSTEP for devices](#)
- [Enabling autoenrollment for devices](#)
- [Linking the WSTEP Group Policy Object to all domains](#)

Creating a Group Policy Object for the WSTEP certificate chain

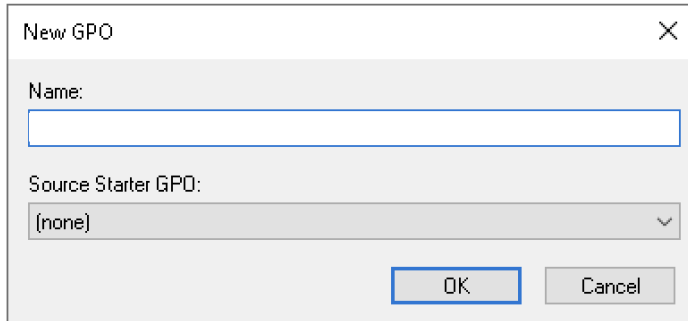
The recommended method to configure a certificate chain trust is to create a Group Policy Object (GPO) linked to all domains in the Active Directory forest.

To create a Group Policy Object

1. Log into the root Active Directory of the forest as an Active Directory administrator.
2. Select **Start > Windows Administrative Tools > Group Policy Management** to open the **Group Policy Management** dialog.




3. Under the root domain, right click the **Group Policy Objects** folder and select **New** to display the **New GPO** dialog.



4. Provide a new **Name** for the GPO and click **OK**.

Importing the WSTEP certificate chain into the Group Policy Object

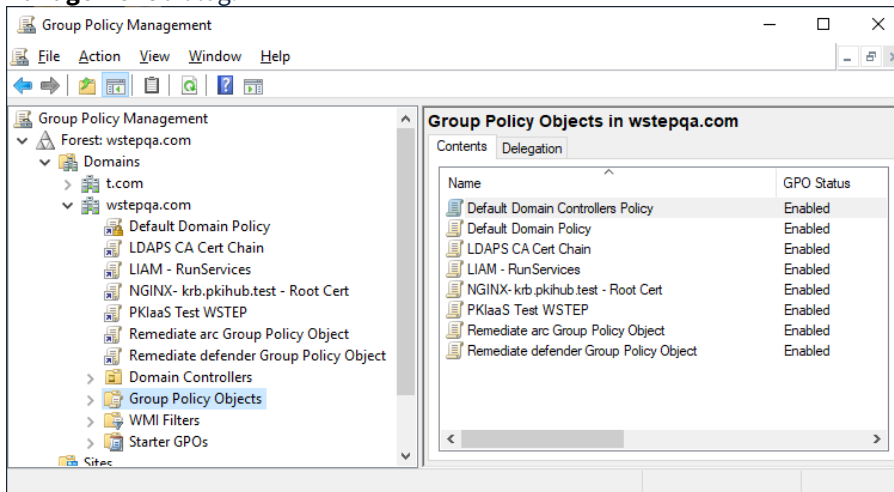
Import the WSTEP certificate chain into the GPO previously created in [Creating a Group Policy Object for the WSTEP certificate chain](#).

 See [Downloading the certificate chain](#) for how to download the required certificates.

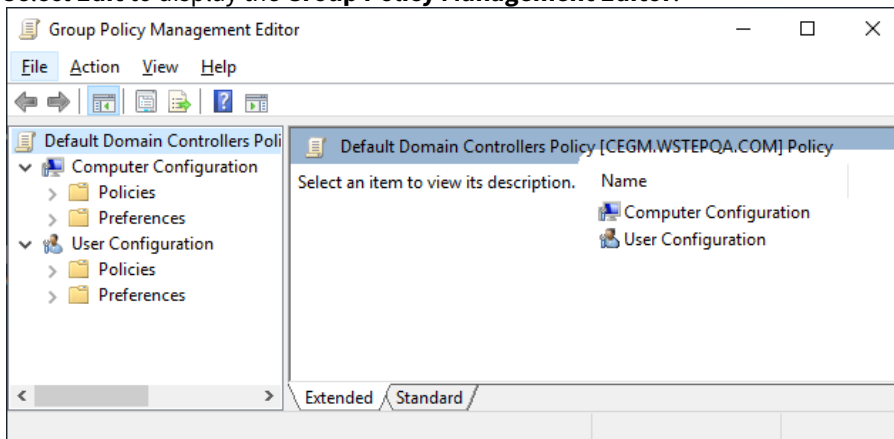
To import the certificate chain into the GPO

1. Log into the root Active Directory of the forest as an Active Directory administrator.

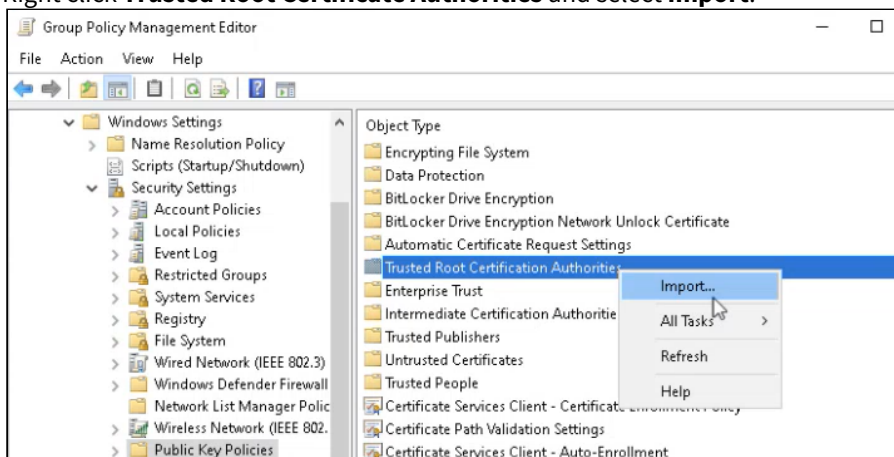
2. Select **Start > Windows Administrative Tools > Group Policy Management** to open the **Group Policy Management** dialog.



3. Right click the Group Policy Object.
4. Select **Edit** to display the **Group Policy Management Editor**.

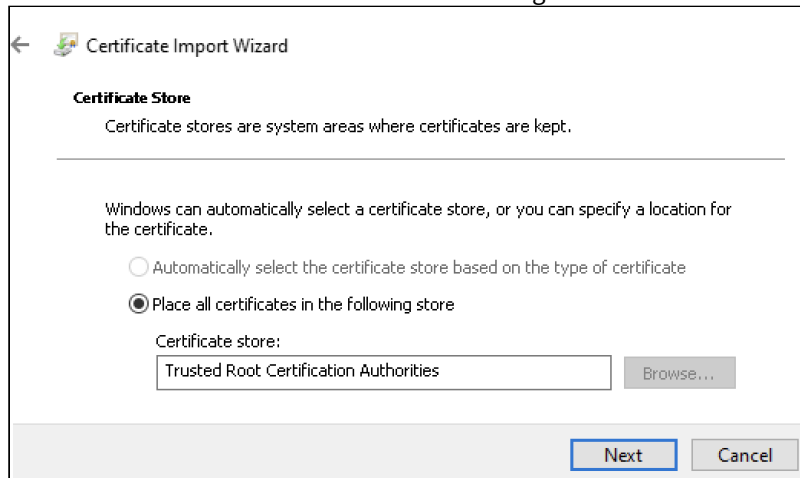


5. Navigate to **Computer Configuration > Policies > Windows Settings > Security Settings > Public Key Policies**.
6. Right click **Trusted Root Certificate Authorities** and select **Import**.



7. In the **Certificate Import Wizard**, click **Next** and select the root CA certificate file to import.

8. Click **Next** to reveal the **Certificate Store** settings.



9. Verify the selected certificate store is **Trusted Root Certification Authorities**.
10. Click **Next** to display the **Completing the Certificate Import Wizard**,
11. Click **Finish** to return to the to the **Group Policy Management** dialog.
12. In the **Group Policy Management** dialog, navigate to **Computer Configuration > Policies > Windows Settings > Security Settings > Public Key Policies**,
13. Right-click **Intermediate Certificate Authorities** and select **Import** to display the **Certificate Import Wizard**.
14. Click **Next** and select the issuing CA certificate file to import.
15. Click **Next** to reveal the Certificate Store settings.
16. Verify the selected certificate store is **Trusted Root Certification Authorities**
17. Click **Finish**.
18. Select **File > Exit** to close the **Group Policy Management Editor**.

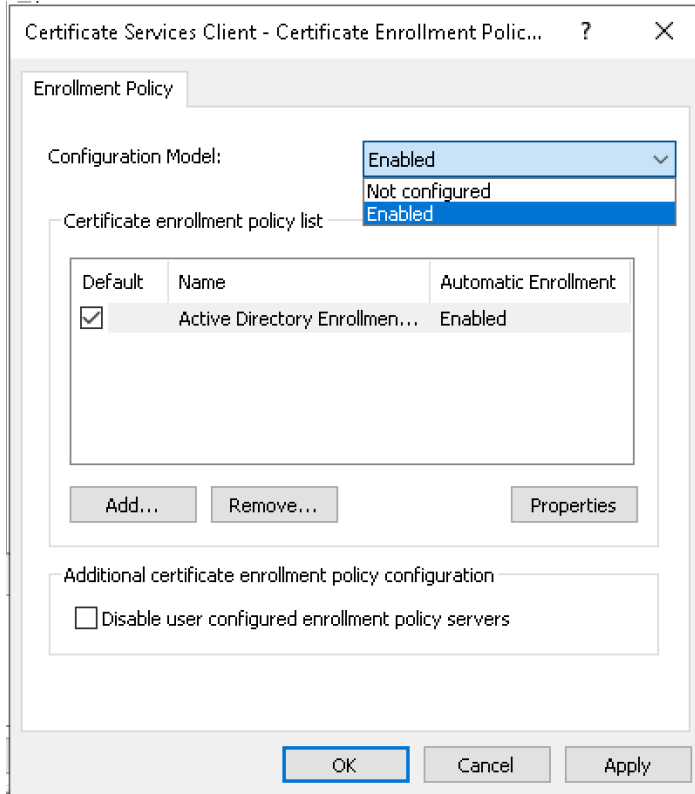
Enabling PKIaaS WSTEP for users

Configure the PKIaaS WSTEP to enable WSTEP for users.

To enable PKIaaS WSTEP for users

1. In the navigation tree of the new PKIaaS WSTEP Group Policy Object, expand **User Configuration > Policies > Windows Settings > Security Settings > Public Key Policies**.
2. In the content pane, right-click **Certificate Services Client - Certificate Enrollment Policy** and select **Properties** to display the **Certificate Services Client - Certificate Enrollment Policy Properties** dialog

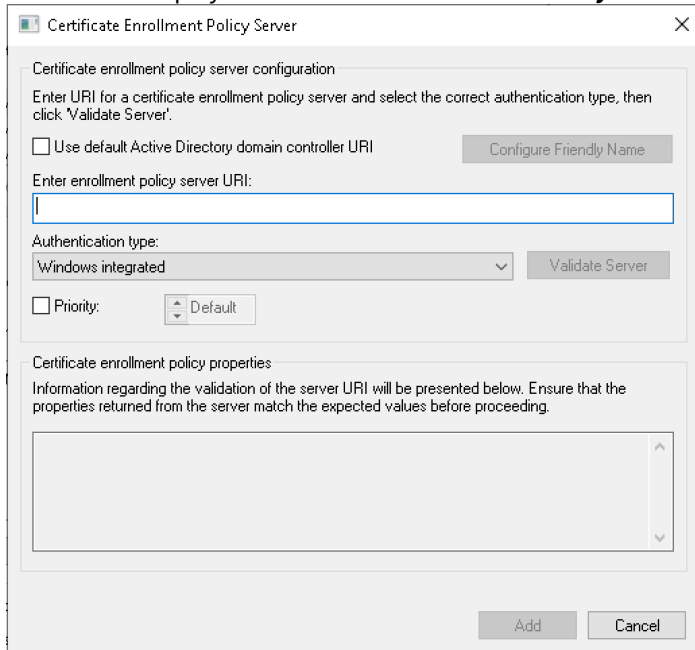
box.



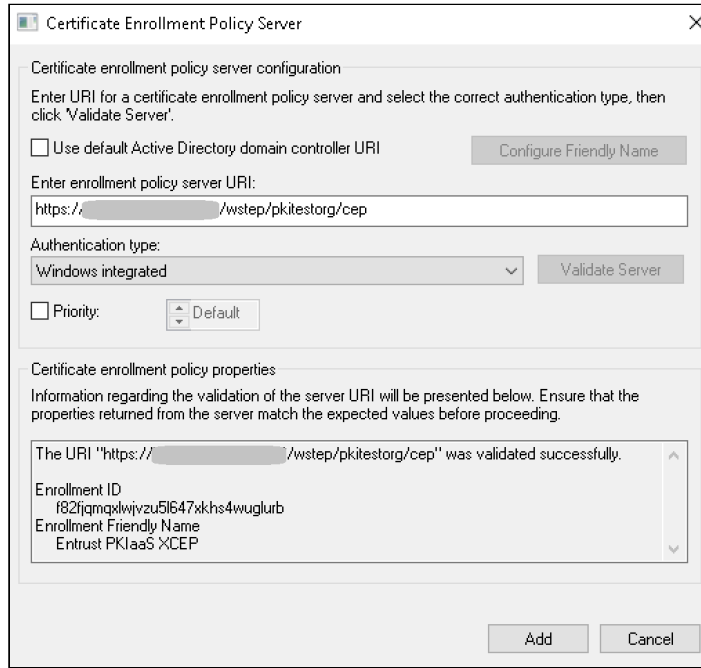
3. Select **Enabled** in the **Configuration Model** drop-down list.

⚠ If you are not installing WSTEP alongside an existing Microsoft CA WSTEP, select **Active Directory Enrollment** in the **Certificate enrollment policy list** pane, and click **Remove**.

4. Click **Add** to display the **Certificate Enrollment Policy Server** dialog box.



5. In the **Enter enrollment policy server URI** field, enter the PKIaaS WSTEP URI you obtained in either:
 - [Synchronizing the agent with the root Active Directory](#)
 - [Copying the enrollment URL](#).
6. In the **Authentication type** drop-down list, select the same "Windows Integrated" option (should be selected by default).
7. Click **Validate Server** and check the URI validation results.



The screenshot shows a dialog box titled "Certificate Enrollment Policy Server" with a close button (X) in the top right corner. The dialog is divided into two main sections: "Certificate enrollment policy server configuration" and "Certificate enrollment policy properties".

Certificate enrollment policy server configuration

Enter URI for a certificate enrollment policy server and select the correct authentication type, then click 'Validate Server'.

Use default Active Directory domain controller URI Configure Friendly Name

Enter enrollment policy server URI:

Authentication type:
Windows integrated Validate Server

Priority: Default

Certificate enrollment policy properties

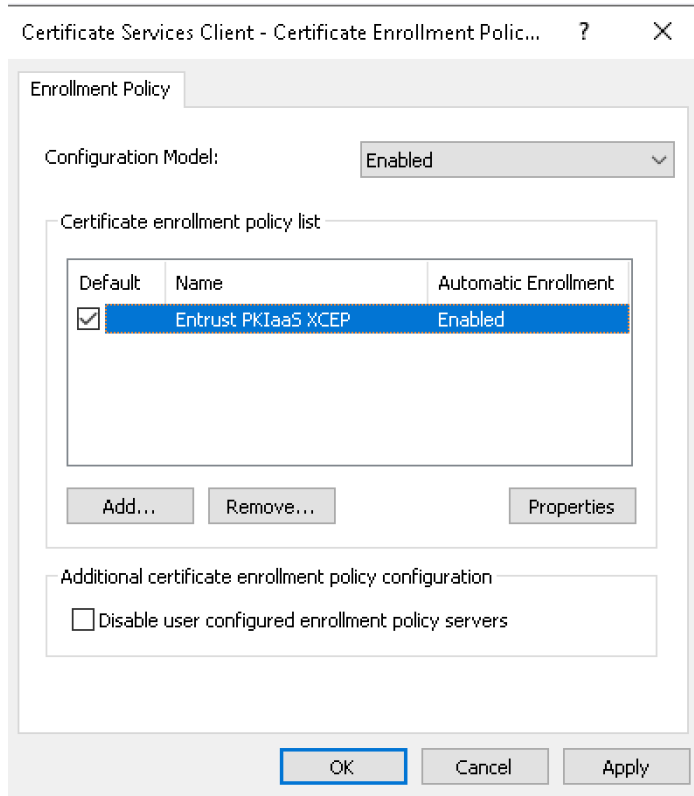
Information regarding the validation of the server URI will be presented below. Ensure that the properties returned from the server match the expected values before proceeding.

The URI "https://[redacted]/wstep/pkitestorg/cep" was validated successfully.

Enrollment ID
f82fjqmqxlwvzvz51647xkhs4wuglurb
Enrollment Friendly Name
Entrust PKIaaS XCEP

Add Cancel

- Click **Add** to add the new PKIaaS WSTEP service to the **Certificate enrollment policy list** pane.



- In the **Certificate enrollment policy list** pane, check the box of the new **Entrust PKIaaS XCEP** certificate enrollment policy to make it the default one.
- Click **OK**.

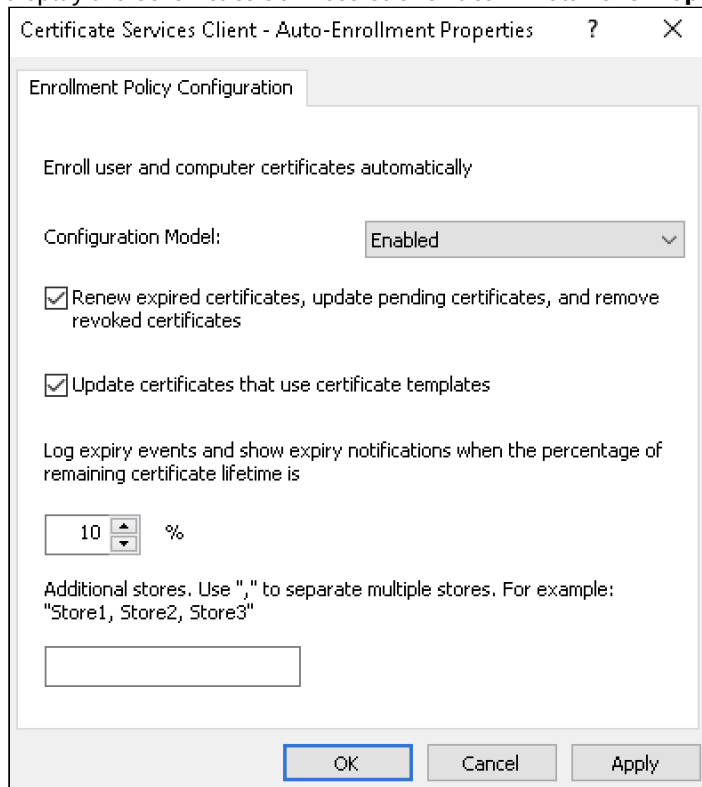
Enabling autoenrollment for users

Configure the PKIaaS WSTEP Group Policy Object to enable autoenrollment for users.

To enable autoenrollment for users

- In the navigation tree of the new PKIaaS WSTEP Group Policy Object, expand **User Configuration > Policies > Windows Settings > Security Settings > Public Key Policies**.

- In the content pane, right-click **Certificate Services Client Auto Enrollment** and select **Properties** to display the **Certificate Services Client Auto-Enrollment Properties** dialog box.



- Select **Enabled** in the **Configuration Model** drop-down list.
- Check the following boxes:
 - Renew expired certificates, update pending certificates, and remove revoked certificates**
 - Update certificates that use certificate templates.**
- Optionally, change the percentage under **Log expiry events and show expiry notifications when the percentage of remaining certificate lifetime is**.
- Click **OK**.

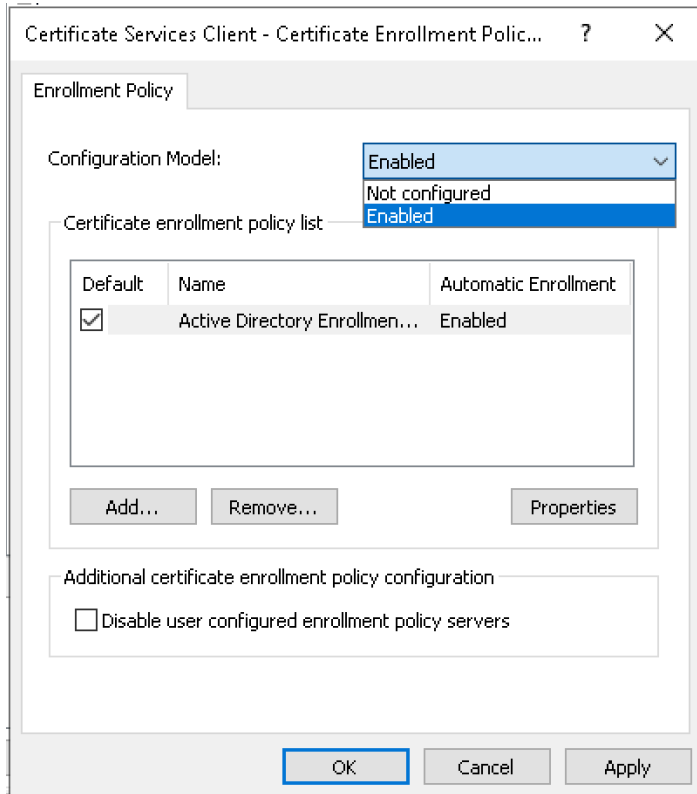
Enabling PKIaaS WSTEP for devices

Configure the PKIaaS WSTEP to enable WSTEP for devices.

To enable PKIaaS WSTEP for devices

- In the navigation tree of the new PKIaaS WSTEP Group Policy Object, expand **Computer Configuration > Policies > Windows Settings > Security Settings > Public Key Policies**.
- In the content pane, right-click **Certificate Services Client - Certificate Enrollment Policy** and select **Properties** to display the **Certificate Services Client - Certificate Enrollment Policy Properties** dialog

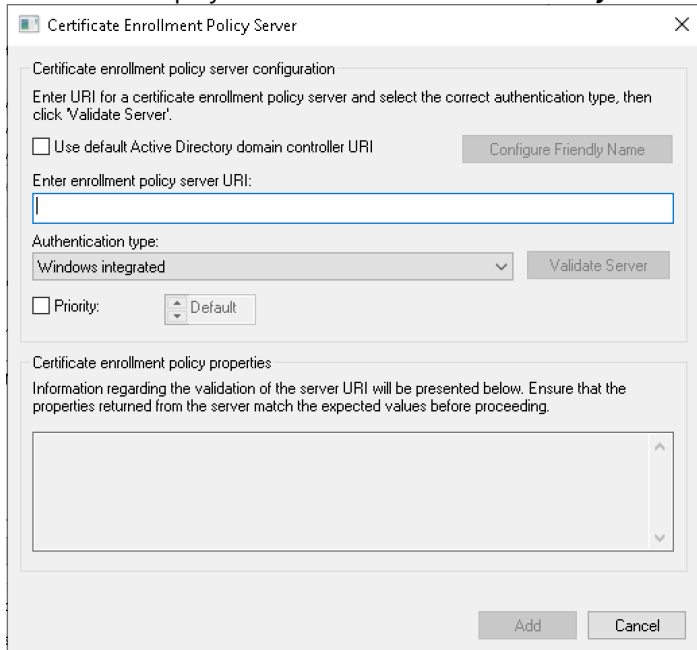
box.



3. Select **Enabled** in the **Configuration Model** drop-down list.

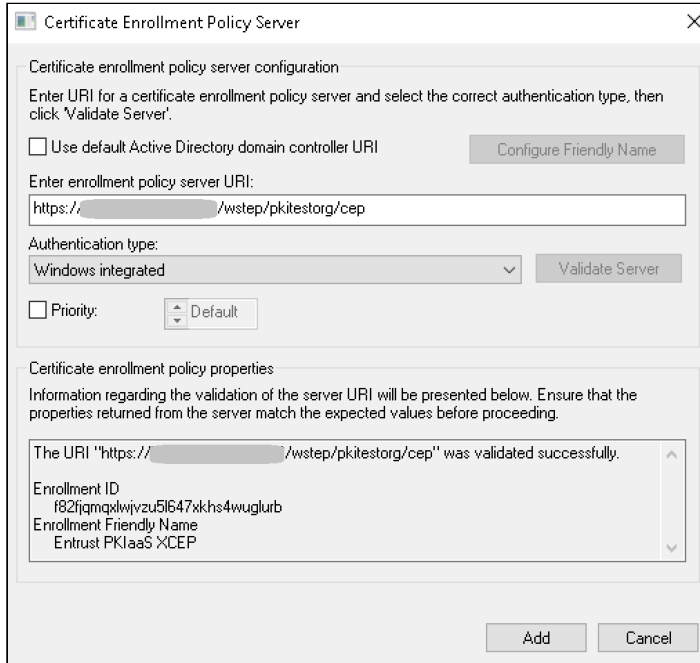
⚠ If you are not installing WSTEP alongside an existing Microsoft CA WSTEP, select **Active Directory Enrollment** in the **Certificate enrollment policy list** pane, and click **Remove**.

4. Click **Add** to display the **Certificate Enrollment Policy Server** dialog box.



- 5.

6. In the **Enter enrollment policy server URI** field, enter the PKIaaS WSTEP URI provided on the Entrust Certificate Services portal for device enrollment.
7. In the **Authentication type** drop-down list, select the same "Windows Integrated" option (should be selected by default).
8. Click **Validate Server** and check the URI validation results.



Certificate Enrollment Policy Server

Certificate enrollment policy server configuration

Enter URI for a certificate enrollment policy server and select the correct authentication type, then click 'Validate Server'.

Use default Active Directory domain controller URI Configure Friendly Name

Enter enrollment policy server URI:

Authentication type:
 Windows integrated Validate Server

Priority: Default

Certificate enrollment policy properties

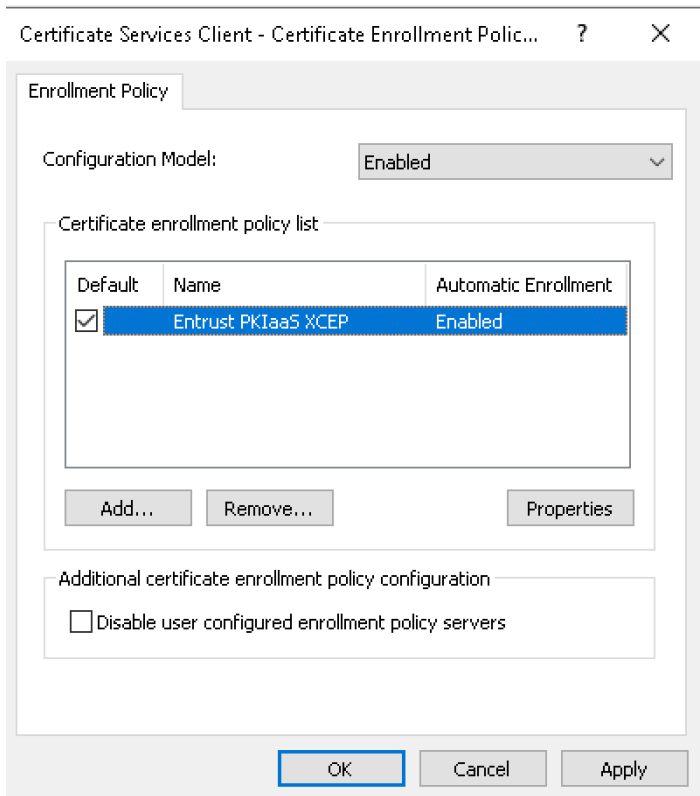
Information regarding the validation of the server URI will be presented below. Ensure that the properties returned from the server match the expected values before proceeding.

The URI "https://[redacted]/wstep/pkitestorg/cep" was validated successfully.

Enrollment ID
 f82jqmqxlwvzv51647xkhs4wuglurb
 Enrollment Friendly Name
 Entrust PKIaaS XCEP

Add Cancel

9. Click **Add** to add the new PKIaaS WSTEP service to the **Certificate enrollment policy list** pane.



Certificate Services Client - Certificate Enrollment Polic...

Enrollment Policy

Configuration Model: Enabled

Certificate enrollment policy list

Default	Name	Automatic Enrollment
<input checked="" type="checkbox"/>	Entrust PKIaaS XCEP	Enabled

Add... Remove... Properties

Additional certificate enrollment policy configuration

Disable user configured enrollment policy servers

OK Cancel Apply

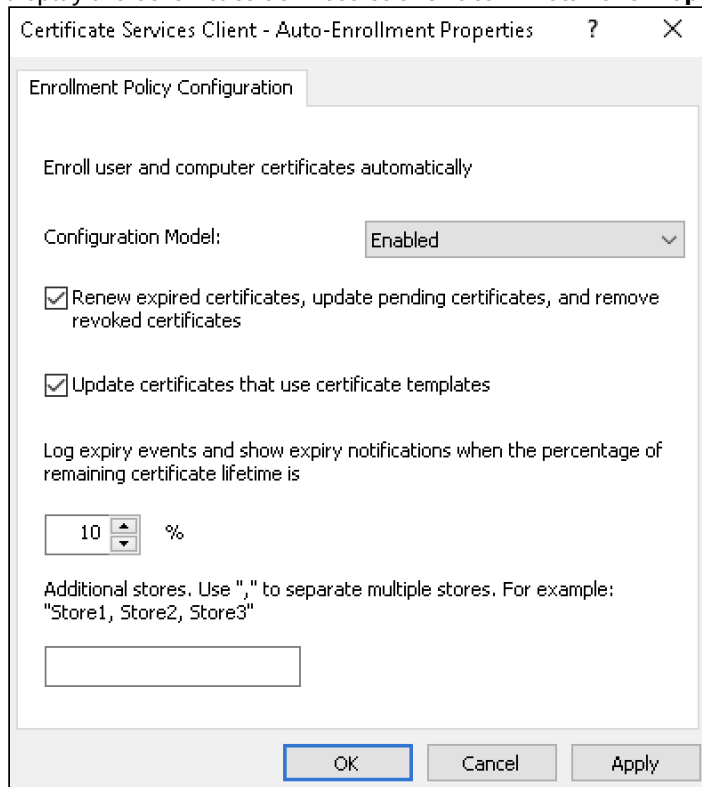
10. In the **Certificate enrollment policy list** pane, check the box of the new PKIaaS WSTEP service to make it the default Certificate Enrollment Policy.
11. Click **OK**.

Enabling autoenrollment for devices

Configure the PKIaaS WSTEP Group Policy Object to enable autoenrollment for devices

To enable autoenrollment for devices

1. In the navigation tree of the new PKIaaS WSTEP Group Policy Object, expand **Computer Configuration > Policies > Windows Settings > Security Settings > Public Key Policies**.
2. In the content pane, right-click **Certificate Services Client Auto Enrollment** and select **Properties** to display the **Certificate Services Client Auto-Enrollment Properties** dialog box.



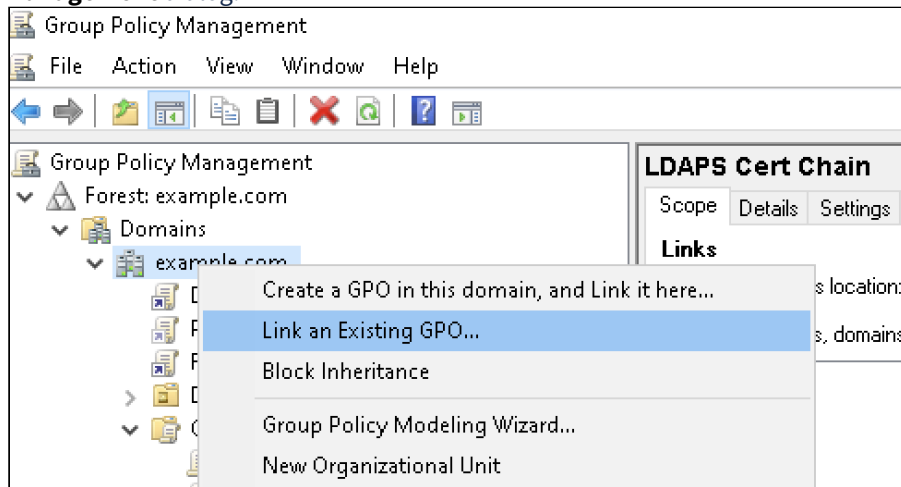
3. Select **Enabled** in the **Configuration Model** drop-down list.
4. Check the following boxes:
 - **Renew expired certificates, update pending certificates, and remove revoked certificates**
 - **Update certificates that use certificate templates.**
5. Optionally, change the percentage under **Log expiry events and show expiry notifications when the percentage of remaining certificate lifetime is**.
6. Click **OK**.

Linking the WSTEP Group Policy Object to all domains

In each domain of the Active Directory forest, repeat the following procedure to link the Group Policy Object created for the WSTEP certificate chain.

To link a Group Policy Object with a domain

1. Log into the root Active Directory of the forest as an Active Directory administrator.
2. Select **Start > Windows Administrative Tools > Group Policy Management** to open the **Group Policy Management** dialog.



3. Right-click the domain name and select **Link an existing GPO....** to display the **Select GPO** dialog.
4. Select the Group Policy Object.
5. Click **OK**.

Managing Microsoft certificate templates in Active Directory

See below for adding and managing the Microsoft certificate templates in Active Directory for WSTEP enrollment and autoenrollment.

- [Creating and configuring certificate templates](#)
- [Disabling a certificate template](#)

Creating and configuring certificate templates

In your Active Directory, create and configure Windows certificate templates for WSTEP enrollment.

To create and configure a Windows certificate template

1. If not already installed, install the **Certificate Templates** snap-in as explained in [Installing the default set of Microsoft Certificate Templates using the snap-in](#).
2. Select the existing certificate template that most closely meets your desired specs.
3. Right-click on the existing template and select **Duplicate template**.
4. Configure settings in the following tabs in the **Properties of the New Template** dialog.
 - [Compatibility](#)
 - [Cryptography](#)
 - [Extensions](#)
 - [General](#)
 - [Issuance requirements](#)
 - [Key Attestation](#)
 - [Request Handling](#)
 - [Security](#)
 - [Server](#)
 - [Superseded Templates](#)
5. Click **OK**.

Compatibility


Configure the following setting in the **Compatibility** tab of the **Properties of New Template** dialog.

Compatibility Settings

Select the minimum Windows versions compatible with the following components.

- Certification Authority
- Certificate recipient

The selected values impact the schema version of the certificate template. See [Cryptography](#) for the **Provider Category** supported by each template version.

 After creating the template, these settings can be modified but not the template version.

Cryptography

Configure the following settings in the **Cryptography** tab of the **Properties of the New Template** dialog.

- [Provider Category](#)
- [Algorithm name](#)
- [Minimum key size](#)

Provider Category

Select one of the following providers.

Provider	Supported certificate template versions
Legacy Cryptograph Service Provider	1, 2, 3, 4
Key Storage Provider	3, 4

 See [Compatibility](#) for selecting the template version.

Algorithm name

When the **Provider Category** value is **Key Storage Provider**, you can select one of the following algorithms.

- RSA
- ECDH_P256
- ECDH_P384
- ECDH_P521

Minimum key size


Do not modify this field unless the **Algorithm name** value is **RSA**. Supported key sizes are the following.

- 2048
- 3072
- 4096

Extensions

Configure the following setting in the **Extensions** tab of the **Properties of the New Template** dialog.

- [Application Policies](#)
- [Key Usage](#)

 See [Active Directory \(WSTEP\) certificate profiles](#) for a full reference on the WSTEP certificate capabilities.

Application Policies

Select this field and click **Edit** to choose the Extended Key Usages (EKUs) of the issued certificates. For example:

- Client Authentication
- Server Authentication

Key Usage

Select this field and click **Edit** to choose supported key usage combinations.

- Digital Signature
- Digital Signature and Key Encipherment
- Digital Signature and Nonrepudiation
- Key Encipherment
- Key Encipherment and Digital Signature with Nonrepudiation

Specifically, any combination containing the following key usages is not supported.

- CRL Sign
- Decipher Only
- Encipher Only
- Key Agreement
- Key Cert Sign


General

Configure the following settings in the **General** tab of the **Properties of New Template** dialog.

- [Template display name](#)
- [Template name](#)
- [Publish certificate in Active Directory](#)


Template display name

Enter a friendly name for the template

 This setting must be configured during certificate template creation and cannot be modified later. The only way to change this setting value is to duplicate the certificate template.

Template name

Enter the same name as the display name.

 This setting must be configured during certificate template creation and cannot be modified later. The only way to change this setting value is to duplicate the certificate template.

Publish certificate in Active Directory

Ensure this box is not checked, as PKIaaS WSTEP ignores this setting when enabled.

Issuance requirements

Configure the following setting in the **Issuance requirements** tab of the **Properties of New Template** dialog.

CA certificate manager approval

Ensure this box is not checked, as PKIaaS WSTEP ignores this setting when enabled.

Key Attestation

Configure the following setting in the **Key Attestation** tab of the **Properties of New Template** dialog.

Key Attestation

Select the **None** option, as WSTEP enrollment does not support this feature.

Request Handling


Configure the following settings in the **Request Handling** tab of the **Properties of New Template** dialog.

- [Purpose](#)
- [Archive subject's encryption private key](#)

Purpose

Select a purpose for the enrolled certificates.

- Encryption
- Signature
- Signature and encryption
- Signature and smartcard logon

 The selected purpose alters the certificate key usage and application policies. See [Extensions](#) for how to check the key usage is among the supported combinations.

Archive subject's encryption private key

Ensure this box is not checked, as PKIaaS WSTEP ignores this setting when enabled.

Security

Configure the following settings in the **Security** tab of the **Properties of New Template** dialog.

- [Groups or user names](#)
- [Permissions](#)

 Newly duplicated certificate templates inherit the security settings of the original templates.

Groups or user names

The names of the users and groups with permission to enroll and autoenroll certificates using the template.

To add a user or group name

1. Click **Add** to display the **Select Users, Computers, Service Accounts or Groups** dialog.
2. Enter the user or group name in the **Enter the object names to select** field.
3. Click **Check Names** to verify the name is valid.
4. Click **OK**.

Permissions

For each user or group in the **Groups or user names** list, ensure the following permissions are allowed.

- Enroll
- Autoenroll

Server

Configure the following settings in the **Server** tab of the **Properties of New Template** dialog.

- [Do not include revocation information in issued certificates](#)
- [Do not store certificates and requests in the CA Database](#)

Do not include revocation information in issued certificates

Ensure this box is not checked, as PKIaaS WSTEP ignores this setting when enabled.

Do not store certificates and requests in the CA Database

Ensure this box is not checked, as PKIaaS WSTEP ignores this setting when enabled.

Superseded Templates


If you want the new certificate template to replace an existing one:

1. Select the **Superseded Template** tab of the **Properties of the New Template** dialog.
2. Click the **Add** button.
3. Select the name of the existing certificate template.

Disabling a certificate template

There may be some situations where you may not want to use or sync a particular certificate template for WSTEP enrollments. See the supported methods for disabling certificate templates below.

- [Disabling a certificate template by removing the read permission](#)
- [Disabling a certificate template by unassigning the CA](#)

 While disabled, certificate templates remain defined in Active Directory but can no longer be used to enroll certificates.

Disabling a certificate template by removing the read permission

To disable a certificate template, you can:

1. Select the [Security](#) tab in the certificate template properties dialog.
2. Disable the **Read** permission for the PKIaaS WSTEP service account.

i The performed changes will take effect on the next automatic synchronization.

Disabling a certificate template by unassigning the CA

To disable a certificate template, you can unassign the associated CA as explained in [Manage Certificate Templates](#).

i Changes performed on the Entrust PKIaaS UI take effect instantly.

Managing on-premises PKIaaS Virtual Machines

As explained in [Installing a PKIaaS Virtual Machine](#), the PKIaaS Virtual Machine prompts a registration OTP when launched. See below for additional information.

- [PKIaaS Virtual Machine keyboard shortcuts](#)
- [Browsing PKIaaS Virtual Machine logs](#)
- [Creating an additional PKIaaS Virtual Machine for disaster recovery](#)
- [Recovering a PKIaaS Virtual Machine from disaster](#)

i Press the tab key to switch between tabs.

PKIaaS Virtual Machine keyboard shortcuts

The ribbon at the bottom displays information on the keyboard shortcuts for managing the PKIaaS Virtual Machine.

```
TAB: switches apps · SPACE: logs · CTRL+C: exits app on focus ·
· CTRL+K: kills app · CTRL+U: forces app refresh ·
[ Fri, 01 Mar 2024 13:28:13 UTC · 14m18s · 10.1.188.122 ]
```


As detailed in the following table, not all these shortcuts are currently supported by the Entrust PKIaaS Virtual Machine.

Shortcut	Action	Supported
TAB	Switch tab.	✓
Space	Display detailed logs on the current tab.	✓
CTRL+C	Restart the application running on current tab. Restarting the whole PKIaaS Virtual Machine can only be done from the VMware Host Client.	✓
CTRL+K	Kill the application running on the current tab.	✗
CTRL+U	Refresh the application running on the current tab.	✗

Browsing PKIaaS Virtual Machine logs

Browse the following logs on the PKIaaS Virtual Machine prompt.

- [Browsing PKIaaS Virtual Machine startup logs](#)
- [Browsing WSTEP enrollment logs](#)

 The Entrust PKIaaS Virtual Machine does not currently support SIEM integration.

Browsing PKIaaS Virtual Machine startup logs

The **PKIaaS Virtual Machine** tab of the PKIaaS Virtual Machine prompt displays information on each startup step.

```

WSTEP      PKIaaS Virtual Machine
[✓] PKIaaS Virtual Machine running
    Version: v202402160726
[✓] Connected to PKIaaS
    Region: PROD-US
[✓] PKIaaS Virtual Machine registered to your account
    Account ID:      ecsmcn158emsuw
    Machine ID:      ecsmcn158emsuw__iqfrj0tu.jzw
[✓] VM Config ID:   1e627351cb5077d50aa57d5c35b175483ceb9e04
    Friendly name:   ABC PKIaaS VM
[✓] Installed agents: wstep
  
```

Press the space bar to display more detailed logs.

```

WSTEP      PKIaaS Virtual Machine
PKIaaS Virtual Machine logs (4, offset:0 horizontal-offset:0):
Mar 01 13:14:07 Init StartConnectionCheck.OK Checking TCP connection to satellit.pki.entrust.com:443
Mar 01 13:14:13 Init ConnectionCheck.OK Connected to satellit.pki.entrust.com
Mar 01 13:14:13 Synchronization StartSync.OK Starting synchronization
Mar 01 13:14:17 Synchronization Sync.OK Synchronization done
  
```

See the following table for a description of each step.

Step	Step Information	Step completion
PKIaaS Virtual Machine Running	The version of the PKIaaS Virtual Machine	When the machine is running
Connected to PKIaaS	The region hosting the Entrust PKIaaS services.	When the machine is running
PKIaaS Gateway registered to your account	A registration confirmation message and details on the registered machine	After Registering a PKIaaS Virtual Machine
Node ID	The internal Entrust PKIaaS identifier of the PKIaaS Virtual Machine	After Registering a PKIaaS Virtual Machine

Step	Step Information	Step completion
Installed agents	The "WSTEP" name of the installed agent.	After Adding an agent to a PKIaaS Virtual Machine

For each step, the prompt displays the following status symbols.

Symbol	Step status
[]	Not yet started
[N]	In progress
[v]	Completed
[x]	Failed

Browsing WSTEP enrollment logs

When completing the startup process, press the tab key to switch to the **WSTEP** tab and browse logs on the WSTEP agent.

```

WSTEP          PKIaaS Virtual Machine
[✓] WSTEP Agent running
    Version: v202402160726
[✓] Reporter running
    Last Sync: Thu, 29 Feb 2024 12:53:01 UTC
[✓] Poller running
    Last Sync: Thu, 29 Feb 2024 12:53:15 UTC
[✓] LDAP Connectivity
    Connected to LDAP abc.corp
[✓] LDAP Authentication
    Authenticated to LDAP abc.corp
  
```

Press the space bar to display more detailed logs.

```

WSTEP          PKIaaS Virtual Machine
WSTEP logs (1485, offset:8 horizontal-offset:0):
Mar 01 13:23:01 Reporter SyncRootAD.OK Synced ABC.CORP in abc.corp
Mar 01 13:23:02 Reporter SyncRealm.OK Synced ABC.CORP in ABC.CORP
Mar 01 13:23:02 Reporter SyncRealm.OK Synced XYZ.ABC.CORP in ABC.CORP
Mar 01 13:23:02 Reporter SyncRealm.OK Synced FINANCE.ABC.CORP in ABC.CORP
Mar 01 13:23:02 Reporter SyncRealm.OK Synced tree.corp in ABC.CORP
Mar 01 13:23:02 Reporter GetWindowsCertTemplates.OK Found 36 windows cert templates in ABC.CORP
Mar 01 13:23:02 Reporter SyncWindowsTemplate.OK Synced Administrator in ABC.CORP
Mar 01 13:23:02 Reporter SyncWindowsTemplate.OK Synced AndrewAutoEnroll in ABC.CORP
Mar 01 13:23:02 Reporter SyncWindowsTemplate.OK Synced CA in ABC.CORP
  
```

The displayed WSTEP enrollment logs:

- Do not contain any sensitive information.
- Are stored alongside the PKIaaS WSTEP service in the cloud for troubleshooting purposes.
- Cannot be manually exported.

Creating an additional PKIaaS Virtual Machine for disaster recovery

After completing the installation, registration and configuration of the PKIaaS Virtual machine, it is recommended to deploy an additional PKIaaS Virtual Machine for disaster recovery.

To create an additional PKIaaS Virtual Machine for disaster recovery

1. Repeat the steps described in [Installing a PKIaaS Virtual Machine](#) to create a new PKIaaS Virtual Machine. Use the same file obtained when [Downloading a PKIaaS Virtual Machine from the PKIaaS portal](#).
2. Register the new PKIaaS Virtual Machine as explained in [Registering a PKIaaS Virtual Machine](#).
3. Keep the machine running.

Recovering a PKIaaS Virtual Machine from disaster

To recover a PKIaaS Virtual Machine from disaster, you can:

1. Log into the Entrust PKIaaS portal.
2. In the PKIaaS Virtual Machine grid, click the ... three dots line for the initial PKIaaS Virtual Machine and select the **Edit** action as explained in [Selecting PKIaaS Virtual Machine actions](#).
3. Set the **Machine** setting to the registration name of the virtual machine described in [Creating an additional PKIaaS Virtual Machine for disaster recovery](#).

While a PKIaaS Virtual Machine goes offline, the PKIaaS WSTEP service:

1. Continues to accept enrollment requests.
2. Places the requests into a queue of pending requests.
3. Processes all the pending requests when the new PKIaaS Virtual Machine comes online.

Troubleshooting WSTEP enrollment issues

See below for how to solve the main issues related to WSTEP enrollment configuration and execution.

- [Troubleshooting PKIaaS Virtual Machine onboarding issues](#)
- [Troubleshooting WSTEP agent configuration issues](#)
- [Troubleshooting Group Policy Object configuration issues](#)
- [Troubleshooting enrollment and certificate template issues](#)

Troubleshooting PKIaaS Virtual Machine onboarding issues

If you are having problems connecting the on-premises PKIaaS Virtual Machine to the Entrust PKIaaS cloud:


1. Check the error log as explained in [Browsing PKIaaS Virtual Machine startup logs](#).
2. Take a screenshot of the error log.
3. Attach the screenshot to a support ticket.

Troubleshooting WSTEP agent configuration issues

The steps described in [Configuring PKIaaS Virtual Machines on the PKIaaS portal](#) require adding and configuring a WSTEP agent. See below for how to solve possible issues you might encounter.

- [DNS Server unreachable](#)

- [Invalid LDAP credentials](#)
- [LDAP timeout](#)
- [TLS handshake failed](#)
- [Unknown LDAP host](#)

 See [Browsing WSTEP enrollment logs](#) for browsing logs in the **WSTEP** tab of the the on-premises PKIaaS Virtual Machine.

DNS Server unreachable

While [Configuring an Active Directory in the agent](#), you may encounter the following error on the **WSTEP** tab of the on-premises PKIaaS Virtual Machine.

ErrorDialURL

```
LDAP Result Code 200 "Network Error": dial tcp: lookup <DOMAIN-NAME>: i/o timeout
```

See below for a list of possible causes and the corresponding solutions.

- [Firewall rules blocking the access](#)
- [Invalid DNS settings in the Agent configuration](#)

Firewall rules blocking the access

Firewall rules may block connections from the IP address of the PKIaaS Virtual Machine to the DNS server on port 53.

 See [Network requirements for the PKIaaS Virtual Machine](#) for all the port access requirements.

Issue resolution: Edit the firewall rules to allow access.

Invalid DNS settings in the Agent configuration

The DNS server settings were not properly defined when [Configuring an Active Directory in the agent](#).

Issue resolution: Edit the agent configuration to update the DNS settings.

Invalid LDAP credentials

While [Configuring an Active Directory in the agent](#), you may encounter the following error on the **WSTEP** tab of the on-premises PKIaaS Virtual Machine.

ErrorLDAPAuthentication

```
LDAP Result Code 49 "Invalid Credentials": 80090308: LdapErr: DSID-0C090439, comment: AcceptSecurityContext error, data 52e, v4563
```

The cause of this error is an invalid LDAP username or password.

Issue resolution:

1. Edit the Active Directory as explained in [Edit Active Directory](#).
2. Enter a valid username and user password.

LDAP timeout

While [Configuring an Active Directory in the agent](#), you may encounter the following error on the **WSTEP** tab of the on-premises PKIaaS Virtual Machine.

ErrorDialURL

```
ldap://<DOMAIN-CONTROLLER>  
LDAP Result Code 200 "Network Error": dial tcp dc1.example.com:389: i/o timeout
```

See below for a list of possible causes and the corresponding solutions.

- [Domain Controller powered off](#)
- [Orphaned Domain Controller](#)
- [Incorrect IP address](#)

Domain Controller powered off

The `<DOMAIN-CONTROLLER>` might be powered off.

Issue resolution: Power on the Domain Controller.

Orphaned Domain Controller

The `<DOMAIN-CONTROLLER>` Domain Controller mentioned in the error might be orphaned. This might occur if the Domain Controller was accidentally or incorrectly removed from an Active Directory forest.

Issue resolution: Remove the orphaned Domain Controller as explained in <https://learn.microsoft.com/en-us/troubleshoot/windows-server/identity/remove-orphaned-domains>

Incorrect IP address

The DNS Entry for the `<DOMAIN-CONTROLLER>` Domain Controller might point to an incorrect IP address. This can occur if:

- A Domain Controller was erroneously deployed using a DHCP-assigned IP address instead of a static IP address.
- Mistakes were made while deliberately changing the IP address of a Domain Controller.

Issue resolution:

1. Check the `<DOMAIN-CONTROLLER>` DNS entry in the Microsoft DNS manager.
2. Verify that the IP Address listed is correct.
3. If the IP address in the Microsoft DNS Manager is correct and differs from the IP address in the logs, another DNS record must be fixed.

TLS handshake failed

While [Configuring an Active Directory in the agent](#), you may encounter the following error on the **WSTEP** tab of the on-premises PKIaaS Virtual Machine.

ErrorDialURL

```
url: ldap://<DOMAIN-CONTROLLER-FQDN>LDAP Result Code 200 "Network Error": TLS handshake failed (tls: either ServerName or InsecureSkipVerify must be specified in the tls.Config)
```

See below for a list of possible causes and the corresponding solutions.

- [Missing LDAPS TLS certificate](#)
- [Invalid LDAPS TLS certificate](#)
- [LDAPS TLS certificate not trusted](#)
- [Incorrect DNS entries](#)

Missing LDAPS TLS certificate

The Domain Controller is missing a TLS certificate for LDAPS.

Issue resolution:

1. Run the command described in [Validating the LDAPS configuration](#)
2. If the output of the command does not contain an LDAPS TLS certificate, follow the steps described in [Setting up LDAPS on domain controllers](#).

Invalid LDAPS TLS certificate

The Domain Controller does not have a valid TLS certificate for LDAPS connections.

Issue resolution: Check the following.

- The certificate meets the requirements described in [Generating the LDAPS TLS certificates](#).
- The certificate chain has been imported as explained in [Creating a Group Policy Object for the LDAPS TLS certificate chain](#).

LDAPS TLS certificate not trusted

The root CA certificate of the LDAPS TLS certificate chain is not trusted.

Issue resolution: Verify the root CA certificate in the root Active Directory domain matches the root CA certificate imported when [Configuring an Active Directory in the agent](#).

Incorrect DNS entries

The DNS server on your network might have an incorrect IP address for the Active Directory domain controller.

Issue resolution: Verify the IP address of the Active Directory domain controller is properly configured in the DNS server.

Unknown LDAP host

While [Configuring an Active Directory in the agent](#), you may encounter the following error on the **WSTEP** tab of the on-premises PKIaaS Virtual Machine.

ErrorDialURL

```
ldap://<DOMAIN-CONTROLLER>  
LDAP Result Code 200 "Network Error": dial tcp lookup <DOMAIN-CONTROLLER> on <DNS-  
RESOLVER-IP-ADDRESS>:53 no such host
```

See below for a list of possible causes and the corresponding solutions.

- [Orphaned Domain Controller](#)
- [Missing DNS record](#)

Orphaned Domain Controller

The `<DOMAIN-CONTROLLER>` Domain Controller mentioned in the error might be orphaned. This might occur if the Domain Controller was accidentally or incorrectly removed from an Active Directory forest.

Issue resolution: Remove the orphaned Domain Controller as explained in <https://learn.microsoft.com/en-us/troubleshoot/windows-server/identity/remove-orphaned-domains>

Missing DNS record

The DNS server running on `<DNS-RESOLVER-IP-ADDRESS>:53` does not have a DNS Record for `<DOMAIN-CONTROLLER>`. This error might occur after following the Microsoft documentation to solve the orphaned Domain Controller issue mentioned above.

Issue resolution: Adding the missing DNS record.

Troubleshooting Group Policy Object configuration issues

Issues may arise while [Creating a Group Policy Object for the WSTEP certificate chain](#). See below for how to solve them.

- [Access denied by remote endpoint](#)
- [Remote endpoint not reachable.](#)

Access denied by remote endpoint

When [Enabling WSTEP for users and devices](#), the Windows machine can display the following error.

```
Error: Access was denied by the remote endpoint.  
080300005 (-2143485947 WS_E_ENDPOINT_ACCESS-DENIED)
```

See below for a list of possible causes and the corresponding solutions.

- [Invalid enrollment URL](#)
- [Invalid agent configuration](#)
- [Invalid root Active Directory username](#)

Invalid enrollment URL

The CEP URL provided to the Group Policy Manager may contain a typo.

Issue resolution: Check the entered URL matches the URL displayed on the welcome page of the Entrust PKIaaS UI.

Invalid agent configuration

The WSTEP agent configuration is not valid.

Issue resolution: Check the following.

- The WSTEP agent runs with a valid configuration before the PKIaaS CEP URL can be defined in a Group Policy Object.
- The WSTEP agent on the PKIaaS Virtual Machine completes an initial synchronization of the Kerberos data (SPN, KVNO) from the root Active Directory before the Microsoft Group Policy Manager can validate the PKIaaS CEP URL.

See [Troubleshooting WSTEP agent configuration issues](#) for solving agent-related issues.

Invalid root Active Directory username

The username defined on the Entrust PKIaaS UI for the root Active Directory RootAD does not have a properly configured SPN (Service Principal Name) or UPN (User Principal Name).

Issue resolution: Run the following command to fix the root Active Directory username.

```
ktpass -mapuser <USER> -princ HTTP/<PKIAAS-WSTEP-URL>@<UPPERCASE-DOMAIN-NAME> -pass <PASS> -ptype KRB5_NT_PRINCIPAL /Target <UPPERCASE-DOMAIN-NAME> /crypto ALL
```

Remote endpoint not reachable.

When [Enabling WSTEP for users and devices](#), the Windows machine can display the following error.

```
Error: The remote endpoint was not reachable.  
0x005de01a (-2143485936 WS_E_ENDPOINT_UNREACHABLE)
```

See below for a list of possible causes and the corresponding solutions.

- [Invalid enrollment URL](#)
- [Network issues](#)

Invalid enrollment URL

The CEP URL provided to the Group Policy Manager may contain a typo.

Issue resolution: Check the entered URL matches the URL displayed on the welcome page of the Entrust PKIaaS UI.

Network issues

Network issues prevent the Microsoft server from accessing the PKIaaS WSTEP URLs.

Issue resolution: Verify the following.

- The entrust PKIaaS WSTEP URL is reachable.
- The firewall rules do not block traffic to the PKIaaS WSTEP URL.

Troubleshooting enrollment and certificate template issues

See below for solving issues related to enrollment, autoenrollment and certificate template management.

- [Certificate template not enrolling or autoenrolling](#)

- [Missing certificate template](#)
- [Unexpected behavior of certificate enrollment](#)

Certificate template not enrolling or autoenrolling

Once configured, a Windows certificate template may not enroll or autoenroll devices. See below for the possible causes and the corresponding solution.

- [Missing Group Policy Object](#)
- [Missing permissions](#)

Missing Group Policy Object

The Group Policy Object to enable Autoenrollment may not have been created, or may not have been linked to the various domains in the Windows Active Directory forest.

Issue resolution: Configure a Group Policy Object as explained below.

- [Enabling autoenrollment for users](#)
- [Enabling autoenrollment for devices](#)
- [Linking the WSTEP Group Policy Object to all domains](#)

Missing permissions

The user or group facing may not have permission to enroll or autoenroll.

Issue resolution: Select the [Security](#) to select the users and groups with permission to enroll and autoenroll.

Missing certificate template

When browsing certificate templates as explained in [Manage Certificate Templates](#), a certificate template may be missing because it does contain an unsupported key usage.

Issue resolution: Verify the key usages as explained in [Extensions](#).

Unexpected behavior of certificate enrollment

Certificate enrollment may not behave as expected when the Windows certificate template includes unsupported settings.

Issue resolution: Verify the certificate template matches the configuration described in [Creating and configuring certificate templates](#). Specifically, the configuration must not include any of the following unsupported settings.

Tab	Unsupported setting
Extensions	Any key usage combination containing the following key usages: CRL Sign Decipher Only, Encipher Only, Key Agreement, Key Cert Sign
General	Publish certificate in Active Directory
Issuance requirements	CA certificate manager approval

Tab	Unsupported setting
Key Attestation	Required
Request Handling	Archive subject's encryption private key
Server	Do not include revocation information in issued certificates
	Do not store certificates and requests in the CA Database

11 Automating enrollment with an on-premises Enrollment Gateway

When hosted on-premises by the customer, Certificate Enrollment Gateway (CEG) supports the following automation integrations.

- Intune
- MDM Web Service (MDMWS)
- Private TLS/SSL(ACMEv2)
- Active Directory / WSTEP
- SCEP

See below for how to set up an on-premises Entrust Certificate Enrollment Gateway with PKIaaS.

- [Adding an on-premises Enrollment Gateway to an issuing CA](#)
- [Activating an on-premises Certificate Enrollment Gateway](#)
- [Installing an on-premises Certificate Enrollment Gateway](#)
- [Deleting an on-premises Certificate Enrollment Gateway](#)

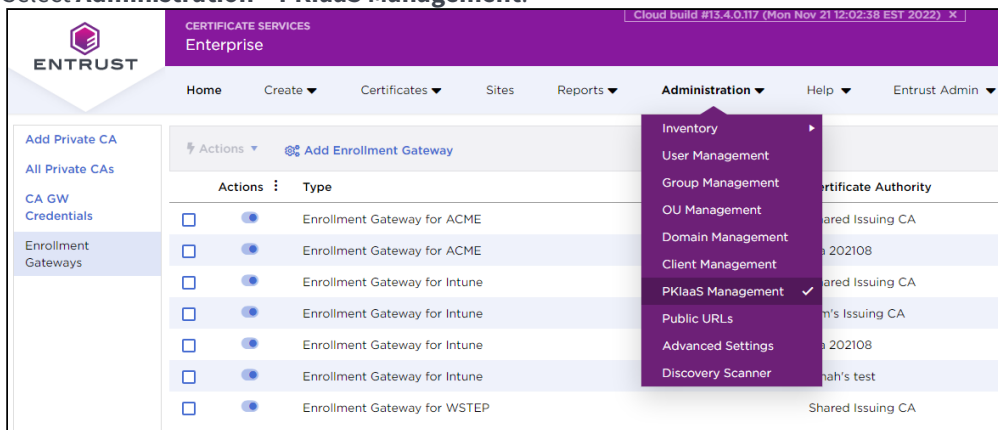
Adding an on-premises Enrollment Gateway to an issuing CA

Add a Certificate Enrollment Gateway instance to an issuing PKIaaS CA.

⚠ As discussed in [Creating an issuing CA under an online root CA](#), please add the required service to the issuing CA. For example, add the SCEP service to your issuing CA before adding the Enrollment Gateway for SCEP.

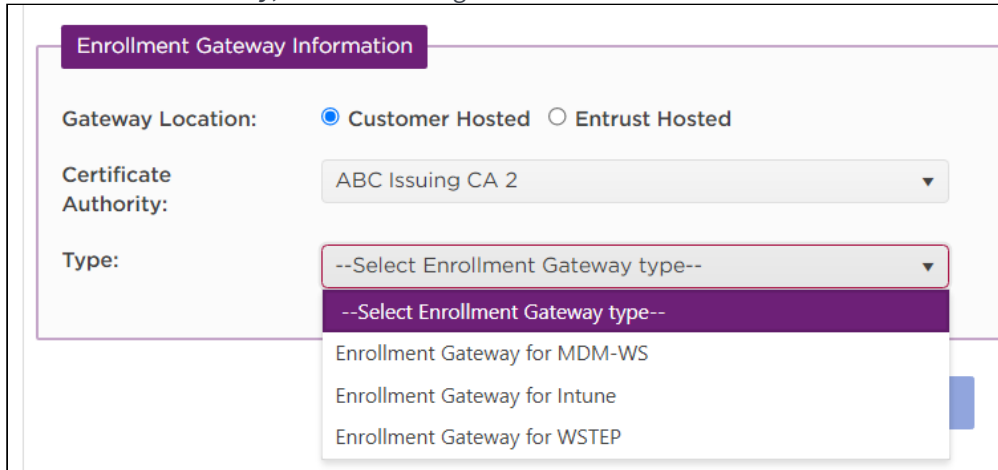
To add a Certificate Enrollment Gateway service to an issuing CA

1. Select **Administration > PKIaaS Management**.



2. In the side pane, click **Enrollment Gateways**.
3. Click **Add Enrollment Gateway**.
4. In **Gateway Location**, select **Customer Hosted**

5. In **Certificate Authority**, select an issuing CA.



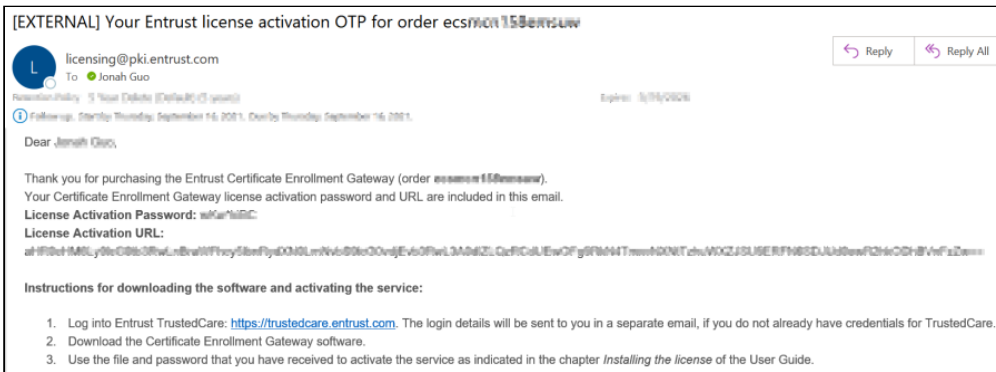
6. In **Type**, select one of the Certificate Enrollment Gateway services enabled in the issuing CA.

⚠ The process will fail if the **Certificate Authority** already has a Certificate Enrollment Gateway instance with the same **Type**.

7. Click **Submit** and accept the confirmation request.

Activating an on-premises Certificate Enrollment Gateway

The first time you add a Certificate Enrollment Gateway, you will receive an email containing license activation information.



i Subsequent Certificate Enrollment Gateway addition will not trigger a new email, including those added to a different issuing CA under the same account.

Activate your Certificate Enrollment Gateway software during the 14-day validity of the password.

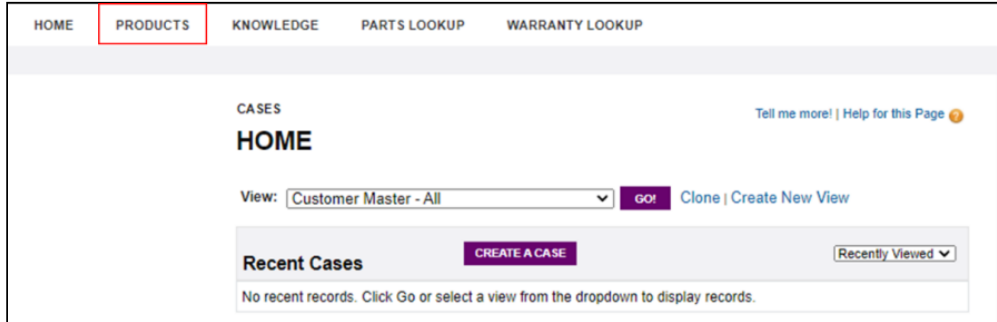
- If the person managing the Enrollment Gateway is a different administrator, please forward the email as required.
- If you no longer have the original activation email or try to activate the software after 14 days, please contact Entrust Support to resend the activation email.
- If you have activated the software and need to reinstall Certificate Enrollment Gateway software, please contact Entrust Support to reset the license. You will receive the reset license via a new email.

Installing an on-premises Certificate Enrollment Gateway

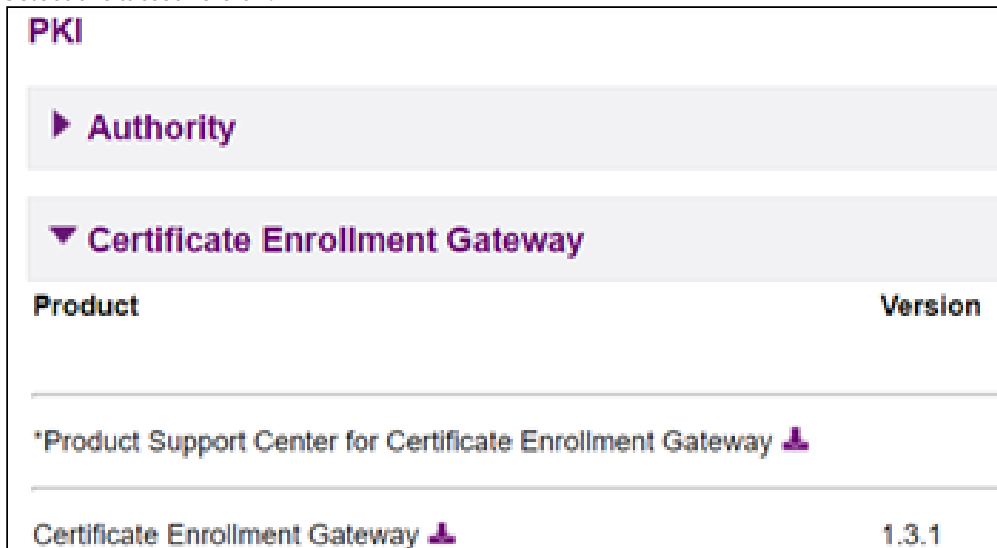
Download and install Certificate Enrollment Gateway as explained below.

To download and install Certificate Enrollment Gateway

1. Log in <https://trustedcare.entrust.com>
2. Click **PRODUCTS**.



3. Navigate to the PKI section.
4. Click **Certificate Enrollment Gateway**.
5. Select the latest version.



6. By default, you will have the **Software Downloads** tab open with a **Related Software** section listed below.

CERTIFICATE ENROLLMENT GATEWAY

Version 1.3.1

SOFTWARE
DOWNLOADS

PATCHES

DOCUMENTS

COLLATERAL

SERVICE
MANUALS

Content Title	Platform	File Type	Size	Posted Date	Digest	
WSTEP PowerShell scripts	Windows	ZIP	20.92 KB	12-15-2021	MD5 SHA-1 SHA-256	Download
log4j Mitigation Script	Windows	SH	1.70 KB	12-15-2021	MD5 SHA-1 SHA-256	Download
CEG Software		GZ	192.11 MB	12-15-2021	MD5 SHA-1 SHA-256	Download

RELATED SOFTWARE

Product	Version
*Product Support Center for Entrust Deployment Manager	1.0
Entrust Deployment Manager	1.3.1

7. Open the **Entrust Deployment Manager** page in a new browser window/tab and download the **Entrust Deployment Manager Software**.

ENTRUST DEPLOYMENT MANAGER

Version 1.3.1

SOFTWARE
DOWNLOADS

PATCHES

DOCUMENTS

COLLATERAL

SERVICE
MANUALS

Content Title	Platform	File Type	Size	Posted Date	Digest	
Diagnostic Report	Multi	GZ	4.34 KB	12-16-2021	MD5 SHA-1 SHA-256	Download
Entrust Deployment Manager Software	Multi	GZ	1.29 GB	11-15-2021	MD5 SHA-1 SHA-256	Download

- Click the **Documents** tab and download the **Entrust Deployment Manager x.x.x - Installation and Administration Guide**.

ENTRUST DEPLOYMENT MANAGER

Version 1.3.1

SOFTWARE
DOWNLOADS

PATCHES

DOCUMENTS

COLLATERAL

SERVICE
MANUALS

Content Title	Platform	File Type	Size	Posted Date		
EDM Troubleshooting Guide Internal use only.		PDF	371.31 KB	12-21-2021	More Info	Download
Entrust Deployment Manager 1.3.1 - Installation and Administration Guide		PDF	998.71 KB	12-16-2021	More Info	Download
Entrust Deployment Manager 1.3.1 - Release Notes		PDF	214.55 KB	12-09-2021	More Info	Download
Entrust Deployment Manager 1.3 Attribution Report		HTML	8.53 MB	11-15-2021	More Info	Download

- Follow the guide to provision a clustered platform and move to the next step when you are ready to install Certificate Enrollment Gateway (referred to as an "Entrust solution" in the guide)
- Move back to the Certificate Enrollment Gateway page.
- Download the CEG Software.

CERTIFICATE ENROLLMENT GATEWAY

Version 1.3.1

SOFTWARE
DOWNLOADS

PATCHES

DOCUMENTS

COLLATERAL

SERVICE
MANUALS

Content Title	Platform	File Type	Size	Posted Date	Digest	
WSTEP PowerShell scripts	Windows	ZIP	20.92 KB	12-15-2021	MD5 SHA-1 SHA-256	Download
log4j Mitigation Script	Windows	SH	1.70 KB	12-15-2021	MD5 SHA-1 SHA-256	Download
CEG Software		GZ	192.11 MB	12-15-2021	MD5 SHA-1 SHA-256	Download

RELATED SOFTWARE

Product	Version
*Product Support Center for Entrust Deployment Manager	1.0
Entrust Deployment Manager	1.3.1

12. Click the **Documents** tab and download the **Entrust Certificate Enrollment Gateway x.x.x Documentation Suite**.


Content Title	Platform	File Type	Size	Posted Date	More Info	Download
Entrust Certificate Enrollment Gateway 1.3.1 Documentation Suite - Issue 2.0		ZIP	3.52 MB	01-07-2022	More Info	Download
The Documentation Suite contains the documentation for Entrust Certificate Enrollment Gateway.						
Entrust Certificate Enrollment Gateway 1.3.1 Release Notes		HTML	18.00 KB	12-15-2021	More Info	Download
The Release Notes provide information about new features, fixes, and known issues for Certificate Enrollment Gateway.						
Entrust Certificate Enrollment Gateway 1.3.1 Attribution Report		HTML	1.89 MB	12-15-2021	More Info	Download

13. Unzip the file and follow the Deployment Guide to deploy the Certificate Enrollment Gateway software. Follow the corresponding integration guide to set up the purchased enrollment use cases.

	Certificate Enrollment Gateway 1.3.1 - ACMEv2 Integration Guide.pdf
	Certificate Enrollment Gateway 1.3.1 - Deployment Guide - Issue 2.pdf
	Certificate Enrollment Gateway 1.3.1 - Intune integration Guide.pdf
	Certificate Enrollment Gateway 1.3.1 - Release Notes.html
	Certificate Enrollment Gateway 1.3.1 - SCEP Integration Guide.pdf
	Certificate Enrollment Gateway 1.3.1 - WSTEP Integration Guide.pdf

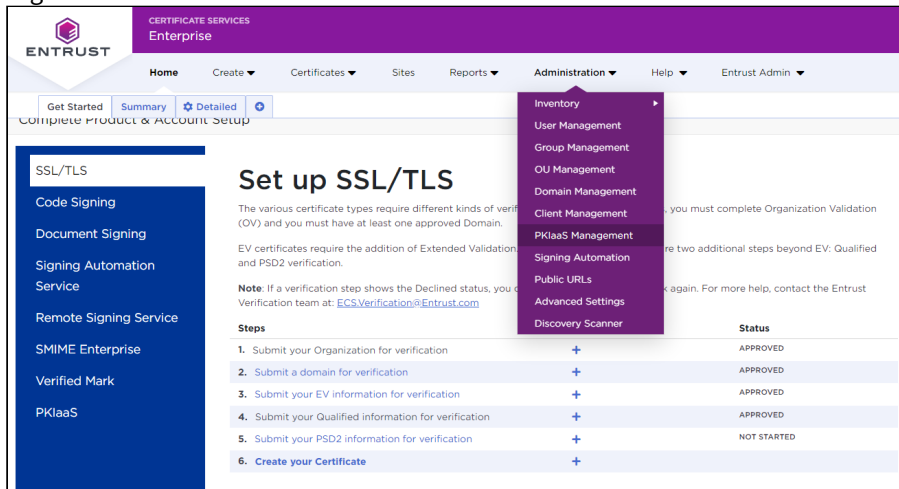
Deleting an on-premises Certificate Enrollment Gateway

When deleting an on-premises Certificate Enrollment Gateway instance, the Certificate Enrollment Gateway license returns to inventory within 24 hours.

 Removing a Certificate Enrollment Gateway instance removes ALL the Certificate Enrollment Gateway instances from ALL the CAs in the account.

To delete a Certificate Enrollment Gateway instance

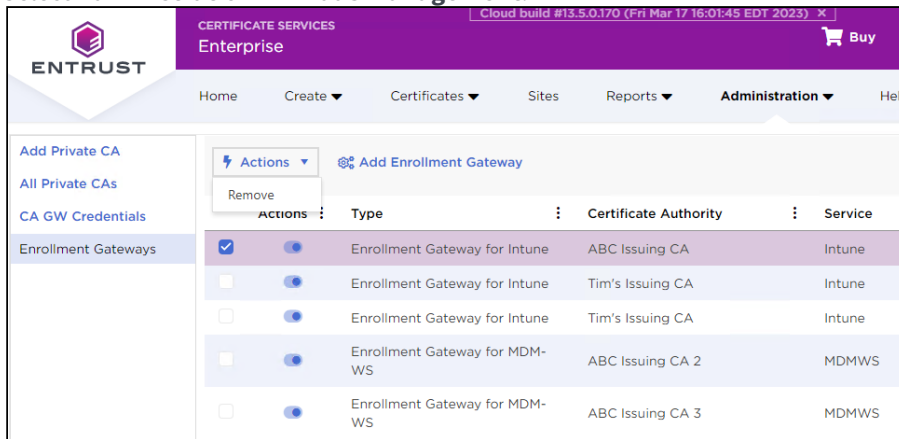
1. Log into cloud.entrust.net.



The screenshot shows the Entrust Enterprise web interface. The main heading is "Set up SSL/TLS". Below the heading, there is a list of steps for setting up SSL/TLS. The "Administration" menu is open, and "PKIaaS Management" is highlighted.

Steps	Status
1. Submit your Organization for verification	APPROVED
2. Submit a domain for verification	APPROVED
3. Submit your EV information for verification	APPROVED
4. Submit your Qualified information for verification	APPROVED
5. Submit your PSD2 information for verification	NOT STARTED
6. Create your Certificate	

2. Select **Administration > PKIaaS Management**.



The screenshot shows the Entrust Enterprise web interface under the "Administration > PKIaaS Management" section. The "Enrollment Gateways" table is visible, showing a list of enrollment gateway instances.

ACTIONS	Type	Certificate Authority	Service
<input checked="" type="checkbox"/>	Enrollment Gateway for Intune	ABC Issuing CA	Intune
<input type="checkbox"/>	Enrollment Gateway for Intune	Tim's Issuing CA	Intune
<input type="checkbox"/>	Enrollment Gateway for Intune	Tim's Issuing CA	Intune
<input type="checkbox"/>	Enrollment Gateway for MDM-WS	ABC Issuing CA 2	MDMWS
<input type="checkbox"/>	Enrollment Gateway for MDM-WS	ABC Issuing CA 3	MDMWS

3. In the side pane, click **Enrollment Gateways**.
4. On the row grid, select a Certificate Enrollment Gateway instance.
5. Select **Actions > Remove**.
6. Click **OK** on the confirmation dialog.

12 Migrating a customer-hosted Enrollment Gateway to Entrust-hosted

Entrust PKIaaS supports the following migrations from a customer-hosted Certificate Enrollment Gateway to an Entrust-hosted one for the same CA and certificate profile.

- [Migrating an Intune on-premises Enrollment Gateway to an Entrust-hosted Enrollment Gateway](#)
- [Migrating an MDM on-premises Enrollment Gateway to an Entrust-hosted Enrollment Gateway](#)
- [Migrating a WSTEP on-premises Enrollment Gateway to an Entrust-hosted Enrollment Gateway](#)

Migrating an Intune on-premises Enrollment Gateway to an Entrust-hosted Enrollment Gateway

See below for migrating Intune enrollment from a customer-hosted Enrollment Gateway to an Entrust-hosted Enrollment Gateway.

To migrate Intune enrollment to an Entrust-hosted Enrollment Gateway

1. Deploy an Entrust-hosted Enrollment Gateway as explained in [Configuring Intune automation in Entrust Certificate Services](#).
2. In Microsoft Endpoint, replace the **SCEP Server URLs** of all your Intune SCEP configuration profiles with the values described in [Getting the Intune Service URL](#).
3. Test and validate the new Entrust-hosted Intune service.
4. If the customer-hosted Enrollment Gateway was only used for Intune enrollment, remove it as explained in [Deleting an on-premises Certificate Enrollment Gateway](#). Otherwise, if still used for other enrollment protocols (such as ACME, SCEP, or WSTEP):
 - Disable Intune enrollment in the customer-hosted Enrollment Gateway configuration.
 - DO NOT remove the customer-hosted Enrollment Gateway from the Entrust Certificate Services portal.

Migrating an MDM on-premises Enrollment Gateway to an Entrust-hosted Enrollment Gateway

See below for migrating MDM enrollment from a customer-hosted Enrollment Gateway to an Entrust-hosted Enrollment Gateway.


To migrate MDM enrollment to an Entrust-hosted Enrollment Gateway

1. Deploy an Entrust-hosted Enrollment Gateway as explained in [Automating MDM enrollment with an Entrust-hosted Enrollment Gateway](#).
2. When [Configuring MDM automation in Jamf](#), go to **Options / SCEP** and update only the following parameters of your existing Jamf configuration.
 - In **URL**, paste the **SCEP URL** value obtained when [Getting Certificate Enrollment Gateway settings for MDM](#).
 - In **Entrust Web Service URL**, paste the **MDM-WS-URL** value obtained when [Getting Certificate Enrollment Gateway settings for MDM](#).
 - In **Administrator Username**, paste the **UserID** value obtained when [Getting Certificate Enrollment Gateway settings for MDM](#).
 - In **Administrator Password**, paste the **Password** value obtained when [Getting Certificate Enrollment Gateway settings for MDM](#).
 - In **Digital ID Configuration Name**, paste the **Name** value obtained when [Getting Certificate Enrollment Gateway settings for MDM](#).

3. Test and validate the new Entrust-hosted MDM service.
4. If the customer-hosted Enrollment Gateway was only used for MDM enrollment, remove it as explained in [Deleting an on-premises Certificate Enrollment Gateway](#). Otherwise, if still used for other enrollment protocols (such as ACME, SCEP, or WSTEP):
 - Disable MDM enrollment in the customer-hosted Enrollment Gateway configuration.
 - DO NOT remove the customer-hosted Enrollment Gateway from the Entrust Certificate Services portal.

Migrating a WSTEP on-premises Enrollment Gateway to an Entrust-hosted Enrollment Gateway

To configure the migration from an WSTEP on-premises Enrollment Gateway to an Entrust-hosted Enrollment Gateway, follow the steps under [Automating Windows Auto Enrollment \(WSTEP\) with an Entrust-hosted Enrollment Gateway](#). See below for specific considerations on each section.

 It is recommended to keep the on-premises WSTEP Enrollment Gateway running until the Entrust-hosted WSTEP Enrollment Gateway is fully deployed and integrated within the Microsoft Active Directory forest.

Section	Considerations for migrating an on-premises deployment
Planning your WSTEP deployment	Determine the required number of PKIaaS Virtual Machines based on your current deployment.
WSTEP enrollment requirements	Determine the networking requirements based on your current deployment. Make any necessary adjustment to the DNS server and the firewall rules.
Configuring an Entrust PKIaaS issuing CA for WSTEP	You can skip this section as WSTEP is already configured for your on-premises deployment.
Preparing the Active Directory forest for WSTEP	Repeat Creating a PKIaaS WSTEP Service Account for each root Active Directory in every Microsoft Active Directory forest. It is recommended to create a new service account for the Entrust-hosted WSTEP Enrollment Gateway to allow the existing on-premises WSTEP Enrollment Gateway to continue functioning until decommissioned.
	You can skip Installing the default set of Microsoft Certificate Templates as the certificate templates should already exist for each Microsoft Active Directory forest.
	Repeat Setting up LDAPS on domain controllers across the entire Microsoft Active Directory forest. In contrast, the on-premises WSTEP Enrollment Gateway requires LDAPS TLS certificates to be configured only on the root Active Directory domain controllers.

Section	Considerations for migrating an on-premises deployment
Configuring PKIaaS Virtual Machines on the PKIaaS portal	Complete all the steps. When Configuring an Active Directory in the agent , ensure the selected Certificate Authority matches the one used for the on-premises WSTEP Enrollment Gateway.
Enabling WSTEP for users and devices	Do not reuse the Group Policy Object (GPO) of the on-premises WSTEP Enrollment Gateway. Instead, complete all the steps to: <ol style="list-style-type: none"> 1. Create a new GPO. 2. Apply the GPO to single a test user. 3. Complete the migration testing. 4. Apply the GPO across the entire forest. 5. Unlink the the existing GPO for the on-premises WSTEP Enrollment Gateway. This will allow rolling back the process, if needed.

When completing these configuration steps, perform the following cleanup steps.

- [Cleaning up the Windows domain after migrating WSTEP to an Entrust-hosted Enrollment Gateway](#)
- [Cleaning up Entrust Deployment Manager after migrating WSTEP to an Entrust-hosted Enrollment Gateway](#)

Cleaning up the Windows domain after migrating WSTEP to an Entrust-hosted Enrollment Gateway

Perform the follow steps in your Windows domain to complete the migration.

To clean up the Windows domain after migration

1. Remove all Group Policy Objects (GPOs) for the on-premises WSTEP Enrollment Gateway
2. Run the following command to force a group policy update.

```
gpupdate /force
```

3. In the root domains of the Microsoft Active Directory forests, delete the WSTEP Service account for the on-premises WSTEP Enrollment Gateway.
4. Turn off the Microsoft servers with the Certificate Enrollment Policy (CEP) service. If these are virtual machines, you can delete them.
5. Open the ADSI Edit console and remove the Enrollment Service for the on-premises WSTEP Enrollment Gateway.

Cleaning up Entrust Deployment Manager after migrating WSTEP to an Entrust-hosted Enrollment Gateway

The required cleanup operations on Entrust Deployment Manager vary depending on the following situations.

- The on-premises Entrust Enrollment Gateway runs other enrollment protocols such as ACME, MDM, Intune or SCEP.
- The Entrust Deployment Manager cluster hosts other solutions such as Certificate Hub or CA Gateway.


See the table below for the required cleanup actions to be performed on every Entrust Deployment Manager cluster.

Enrollment protocols	Other solutions	Cleanup actions
WSTEP	✓	<p>Run the following command to delete the <code>ceg</code> namespace from Entrust Deployment Manager.</p> <pre>sudo kubectl delete namespace ceg</pre> <p>This operation will keep the configuration and the license in case you need to redeploy.</p>
WSTEP	✗	You can shut-down or delete the nodes of the Entrust Deployment Manager cluster.
WSTEP and other protocols	✓	Do nothing.
WSTEP and other protocols	✗	Do nothing.

13 Managing certificates with Entrust Certificate Hub

You can view and manage your issued certificates through the Entrust Certificate Hub product, which offers more advanced Certificate Lifecycle Management features.

- [Connecting your CA](#)
- [Dashboard](#)
- [Reporting on certificate activity](#)
- [Ad-hoc exploration](#)
- [Expiry notifications](#)

 Certificate Hub is not part of the PKIaaS offering and requires a separate license. Please contact your Entrust sales representative if you want to purchase Certificate Hub.

Connecting your CA

Connect your issuing CA as a source using the credentials obtained in [Generating CA Gateway credentials](#). The URL will be the relevant one listed in the Entrust CA Gateway API. Once you set this up, Certificate Hub will check with your CA every 15 minutes and pull in any issued certificates through CEG or other applications. It will also update for any revocations.

Optionally, you can also connect your issuing CA as an Authority. The URL will be the same. Connecting your issuing CA as an authority will allow you to revoke and manually issue certificates for other applications supported by the certificate profiles assigned to your CA.

Dashboard

The Certificate Hub dashboard provides a quick overview of all activities.

Reporting on certificate activity

Certificate Hub provides an engine to define reports based on your business needs, such as daily certificate issuance, revocation, and renewal activities.

Ad-hoc exploration

The certificate view allows you to filter and display certificates from your PKIaaS CA or any other CA that you have connected. Certificate Hub's "Single Pane of Glass" view gives you enterprise-wide visibility of all your PKI activity.

Expiry notifications

You can define expiry notifications to inform certificate owners that certificates are about to expire and must be renewed. Such notifications are valuable in some scenarios, but notifications may be unnecessary if you are using Certificate Enrollment Gateway to automate the issuance and renewal of certificates. You may find that weekly reports of certificates about to expire are a better way to monitor that the overall system operation is working.

14 Integrating third-party tools with the Entrust CA Gateway API

Entrust CA Gateway provides the API described at:

<https://api.managed.entrust.com/doc>

Of the capabilities documented in this reference, PKIaaS supports natively the ones listed in:

<https://api.managed.entrust.com/doc/#operation/caCapabilities>

To implement the other capabilities, you must integrate a third-party tool as explained in this section.

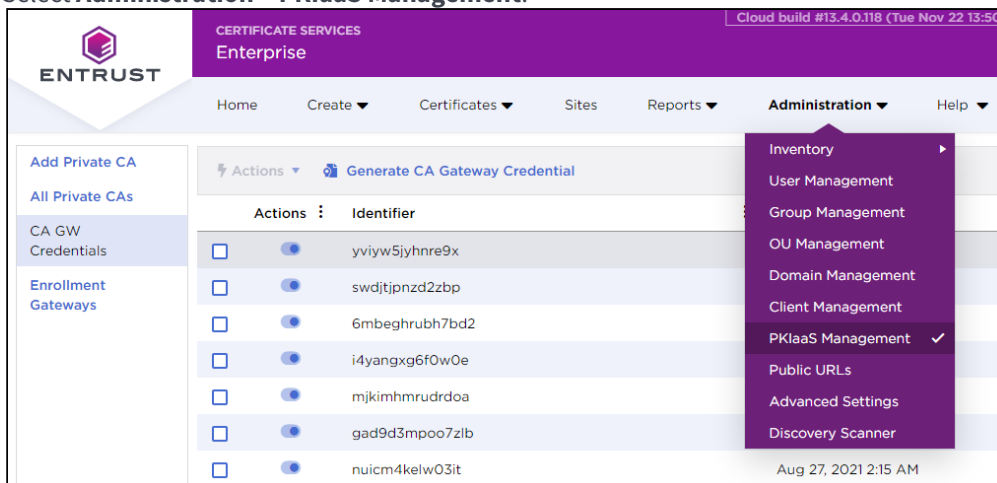
- [Generating CA Gateway credentials](#)
- [Accessing the CA Gateway API](#)
- [Integrating with Ansible](#)
- [Integrating with HashiCorp Vault](#)
- [Integrating with KeyFactor CLM](#)
- [Integrating with ServiceNow](#)
- [Integrating with Venafi](#)

Generating CA Gateway credentials

Generate and download credentials to connect with the Entrust CA Gateway API.

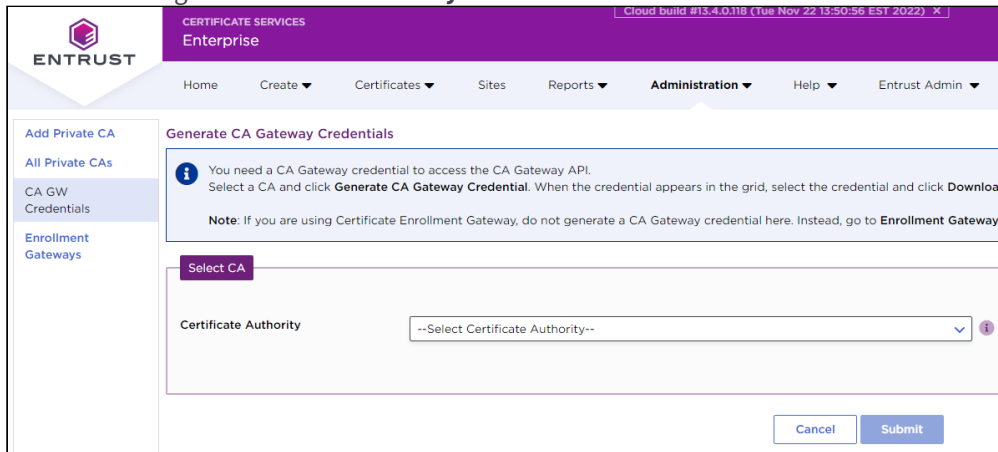
To generate and download CA Gateway credentials

1. Select **Administration > PKIaaS Management**.

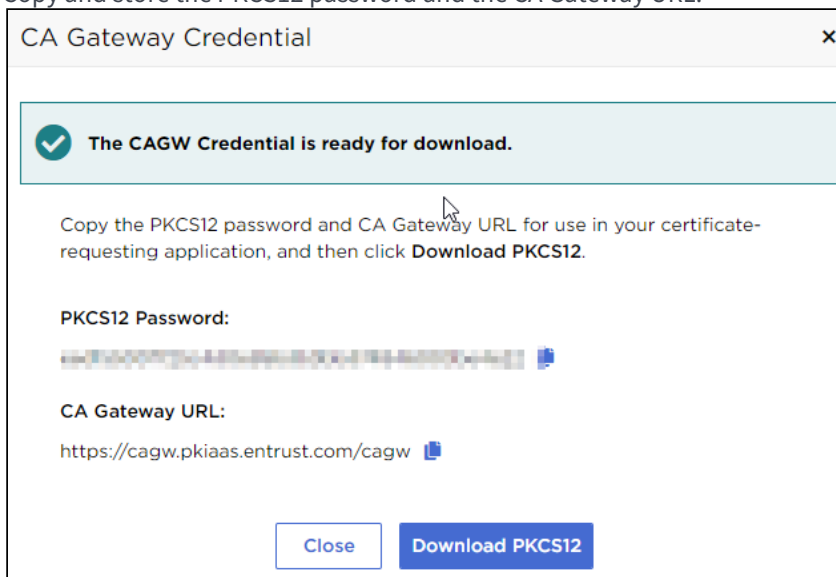


2. In the side pane, click **CA GW Credentials**.
3. Click **Generate CA Gateway Credential**.

4. Select an issuing **Certification Authority**.



5. Click **Submit** and accept the confirmation request. The credential will appear in the grid with the **Provisioning** status.
6. Refresh the grid to check completion.
7. When the credential status is **Active**, click the credential row and select **Actions > Download**.
8. Copy and store the PKCS12 password and the CA Gateway URL.



9. Click **Download PKCS12**.

Accessing the CA Gateway API

After you have installed the Entrust CA Gateway credential on your local machine, you can access the API via Swagger UI using a web browser or the API client you prefer.

PKI region	CA Gateway endpoint
US	https://cagw.pkiaas.entrust.com/cagw

PKI region	CA Gateway endpoint
EU	https://cagw.eu.pkiaas.entrust.com/cagw

Integrating with Ansible

To integrate Entrust PKIaaS with Ansible, use the open-source client:

<https://github.com/EntrustCorporation/entrust-ansible-collection>

Integrating with HashiCorp Vault

To integrate Entrust PKIaaS with HashiCorp Vault, use the open-source plug-in:

<https://github.com/EntrustCorporation/cagw-vault-plugin>

Integrating with KeyFactor CLM

To integrate Entrust PKIaaS with the KeyFactor CLM, use the CA Gateway connector:

<https://github.com/Keyfactor/entrust-cagateway>

Integrating with ServiceNow

To integrate Entrust PKIaaS with the ServiceNow automation software, use Entrust CA Gateway as described in:

https://store.servicenow.com/sn_appstore_store.do#!/store/application/dc1de8e30f1c3200de7a45ace1050e02

Integrating with Venafi

To integrate PKIaaS with the Venafi certificate management software, add an Entrust CA as explained in:

<https://docs.venafi.com/Docs/current/TopNav/Content/Drivers/r-drivers-Entrust-CAGateway-ConfiguringCATemplateObject.php>

15 Revoking certificates in bulk

The user interface of the Entrust Certificate Service Enterprise portal does not currently support bulk revocation of certificates. Nevertheless, you can revoke certificates in bulk using the PKIaaS CA Gateway API and the following open-source utility:

<https://github.com/EntrustCorporation/pki-utilities/tree/main/bulk-revoke-shell>

16 PKIaaS CA & VA certificate profiles

Entrust PKIaaS uses the following profiles for root CAs, issuing CAs, and VA (OCSP).

- basic-ca-root
- basic-ca-subord
- basic-ocsp

⚠ These profiles are not exposed nor configurable. External root CAs are not covered by this profile.

See below a description of these profiles.

- [Key and signature algorithms](#)
- [Certificate fields](#)
- [Certificate critical extensions](#)
- [Certificate non-critical extensions](#)

Key and signature algorithms

All the PKIaaS CA & VA profiles support the following key and signature algorithms.

Key algorithm	Signature algorithm
ECDSA P-256	ecdsa-with-SHA256
ECDSA P-384	ecdsa-with-SHA384
ECDSA P-521	ecdsa-with-SHA512
RSA 2048	sha256WithRSAEncryption
RSA 3072	sha256WithRSAEncryption
RSA 4096	sha512WithRSAEncryption

Certificate fields

The PKIaaS CA & VA profiles set the following certificate fields.

Field	basic-ca-root	basic-ca-subord	basic-ocsp
Issuer	Self-signed	Customer's online root CA	Customer's online root/ issuing CA
Subject	No constraint	No constraint	No constraint

Field	basic-ca-root	basic-ca-subord	basic-ocsp
Validity period	Less than or equal to 20 years	Less than or equal to 10 years. The subordinate expiry cannot exceed the root validity.	30 days

Certificate critical extensions

The PKIaaS CA & VA profiles set the following certificate critical extensions.

Extension	basic-ca-root	basic-ca-subord	basic-ocsp
Basic Constraints	cA=True	cA=True, pathLenConstraint=0	cA = False
Extended Key Usage	Never present	Never present	OCSP Signing
Key Usage	digitalSignature, keyCertSign, cRLSign	digitalSignature, keyCertSign, cRLSign	digitalSignature, keyCertSign, cRLSign

Certificate non-critical extensions


The PKIaaS CA & VA profiles set the following non-critical certificate extensions.

Extension	basic-ca-root	basic-ca-subord	basic-ocsp
AIA	Never present	Supplied when the customer enables OCSP on CA creation	Always present
Authority Key Identifier	Never present	Matches subjectKeyIdentifier of the signing certificate	Matches subjectKeyIdentifier of the signing certificate
CRL Distribution Points	Never present (not applicable)	Always present	Always present
OCSP	Never present	Never present	No check

Extension	basic-ca-root	basic-ca-subord	basic-ocsp
Subject Key Identifier	«The leftmost 160-bits of the SHA-256 hash of the value of the BIT STRING subjectPublicKey» as described in RFC 7093 section 2	«The leftmost 160-bits of the SHA-256 hash of the value of the BIT STRING subjectPublicKey» as described in RFC 7093 section 2	«The leftmost 160-bits of the SHA-256 hash of the value of the BIT STRING subjectPublicKey» as described in RFC 7093 section 2

17 PKIaaS subscriber certificate profiles

Entrust provides the following certificate policies and tunes them to specific use cases from the ECS Enterprise UI, CA Gateway API, Entrust-hosted Enrollment Gateway, and on-premises Enrollment Gateway (CEG).

 When supported, we recommend the Entrust-hosted Enrollment Gateway instead of the on-premises Enrollment Gateway.

Profile set	ECS Enterprise UI	CA Gateway API	Entrust-hosted Enrollment Gateway	On-prem Enrollment Gateway
Active Directory (WSTEP) certificate profiles	✓	✓	✓	✓
Azure Firewall Intermediate CA certificate profile	✓	✓	✗	✗
CMPv2 certificate profiles	✓	✓	✗	✗
Code signing certificate profile	✓	✓	✗	✗
eSIM certificate profiles	✓	✓	✗	✗
EST certificate profiles	✓	✓	✗	✗
Intune certificate profiles	✓	✓	✓	✓
MDMWS certificate profiles	✓	✓	✓	✓
Mobile device certificate profile	✓	✓	✗	✗
Multiuse certificate profiles	✓	✓	✗	✗
Private SSL (ACMEv2) certificate profiles	✓	✓	✗	✓
S_MIME certificate profiles	✓	✓	✗	✗
SCEP certificate profiles	✓	✓	✗	✓

Profile set	ECS Enterprise UI	CA Gateway API	Entrust-hosted Enrollment Gateway	On-prem Enrollment Gateway
Smartcard certificate profiles	✓	✓	✗	✗
TLS Proxy CA certificate profile	✓	✓	✗	✗
V2G certificate profiles	✓	✓	✗	✗

Active Directory (WSTEP) certificate profiles

PKIaaS provides the following Active Directory (WSTEP) certificate profiles.

- wstep-digital-signature
- wstep-digital-signature-key-encipherment
- wstep-key-encipherment
- wstep-non-repudiation
- wstep-non-repudiation-key-encipherment

These profiles support the following features.

- [WSTEP use cases](#)
- [WSTEP key usages](#)
- [WSTEP request extensions](#)
- [WSTEP certificate fields](#)
- [WSTEP certificate extensions](#)
- [WSTEP algorithm constraints](#)
- [WSTEP distinguished names](#)

WSTEP use cases

All WSTEP profiles support the following use cases.

ECS Enterprise UI	CA Gateway API	Entrust-hosted Enrollment Gateway	On-prem Enrollment Gateway
✓	✓	✓	✓

WSTEP key usages

See below the Key Usage extension values supported by each WSTEP profile.

Profile	Key Usage
wstep-digital-signature	Digital Signature

Profile	Key Usage
wstep-digital-signature-key-encipherment	Digital Signature, Key Encipherment
wstep-key-encipherment	Key Encipherment
wstep-non-repudiation	Digital Signature, Non-Repudiation
wstep-non-repudiation-key-encipherment	Digital Signature, Non-Repudiation, Key Encipherment

WSTEP request extensions

All WSTEP profiles support the following non-critical extensions in request.

Extension name	Extension OID
Certificate Policies	2.5.29.32
Extended Key Usage	2.5.29.37
Application Policies	1.3.6.1.4.1.311.21.10
Smime Capabilities	1.2.840.113549.1.9.15
MSTemplateOID	1.3.6.1.4.1.311.21.7
MSTemplateName	1.3.6.1.4.1.311.20.2
szOID_NTDS_CA_SECURITY_EXT	1.3.6.1.4.1.311.25.2

WSTEP certificate fields

All WSTEP profiles set the following certificate fields.

Field	Value
Issuer	Customer's subordinate issuing CA.
Subject	No constraint.

Field	Value
Validity period	Less than or equal to the expiry of the issuing CA. Defaults to 1 year if not specified in the request.

WSTEP certificate extensions

All WSTEP profiles set the following certificate extensions.

Extension	Critical	Value
AIA	No	Supplied if the customer enables OCSP when creating the CA
Authority Key Identifier	No	Matches subjectKeyIdentifier of the signing certificate
Basic Constraints	Yes	cA =False
CRL Distribution Points	No	Always present
Subject Alternative Name	No	No constraints
Subject Key Identifier	No	«The leftmost 160-bits of the SHA-256 hash of the value of the BIT STRING subjectPublicKey» as described in RFC 7093 section 2

WSTEP algorithm constraints

All WSTEP profiles support the following key and signature algorithms.

Key algorithm	Signature algorithm
ECDSA P-256	ecdsa-with-SHA256
ECDSA P-384	ecdsa-with-SHA384
ECDSA P-521	ecdsa-with-SHA512
RSA 2048	sha256WithRSAEncryption

Key algorithm	Signature algorithm
RSA 3072	sha256WithRSAEncryption
RSA 4096	sha512WithRSAEncryption

WSTEP distinguished names

PKIaaS has no restriction on Distinguished Names (DNs) per certificate profile. All certificate profiles support the following identifiers.

Alias	OID
'CN' 'CommonName'	2.5.4.3
'SN' 'SurName'	2.5.4.4
'SERIALNUMBER' 'DeviceSerialNumber'	2.5.4.5
'C' 'Country'	2.5.4.6
'L' 'Locality'	2.5.4.7
'ST' 'S' 'State'	2.5.4.8
'STREET' 'StreetAddress'	2.5.4.9
'O' 'Org' 'Organization'	2.5.4.10
'OU' 'OrganizationalUnit' 'OrganizationUnit' 'OrgUnit'	2.5.4.11
'T' 'Title'	2.5.4.12
'BUSINESSCATEGORY'	2.5.4.15
'POSTALCODE'	2.5.4.17
'givenName' 'G'	2.5.4.42
'I' 'Initials'	2.5.4.43

Alias	OID
'ORGANIZATIONIDENTIFIER'	2.5.4.97
'UID'	0.9.2342.19200300.100.1.1
'DC' 'DomainComponent'	0.9.2342.19200300.100.1.25
'Email' 'E'	1.2.840.113549.1.9.1
'unstructuredName'	1.2.840.113549.1.9.2
'unstructuredAddress'	1.2.840.113549.1.9.8
'JurisdictionOfIncorporationLocalityName'	1.3.6.1.4.1.311.60.2.1.1
'JurisdictionOfIncorporationStateOrProvinceName'	1.3.6.1.4.1.311.60.2.1.2
'JurisdictionOfIncorporationCountryName'	1.3.6.1.4.1.311.60.2.1.3
'TrademarkOfficeName'	1.3.6.1.4.1.53087.1.2
'TrademarkCountryOrRegionName'	1.3.6.1.4.1.53087.1.3
'TrademarkRegistration'	1.3.6.1.4.1.53087.1.4
'LegalEntityIdentifier'	1.3.6.1.4.1.53087.1.5
'WordMark'	1.3.6.1.4.1.53087.1.6
'MarkType'	1.3.6.1.4.1.53087.1.13
'StatuteCountryName'	1.3.6.1.4.1.53087.3.2
'StatuteStateOrProvinceName'	1.3.6.1.4.1.53087.3.3
'StatuteLocalityName'	1.3.6.1.4.1.53087.3.4
'StatuteCitation'	1.3.6.1.4.1.53087.3.5

Alias	OID
'StatuteURL'	1.3.6.1.4.1.53087.3.6

CMPv2 certificate profiles

PKIaaS provides the following CMPv2 certificate profiles.

- cmp-digital-signature
- cmp-digital-signature-key-encipherment
- cmp-key-encipherment
- cmp-non-repudiation

These profiles support the following features.

- [CMPv2 use cases](#)
- [CMPv2 key usages](#)
- [CMPv2 request extensions](#)
- [CMPv2 certificate fields](#)
- [CMPv2 certificate extensions](#)
- [CMPv2 algorithm constraints](#)
- [CMPv2 distinguished names](#)

CMPv2 use cases

All CMPv2 profiles support the following use cases.

ECS Enterprise UI	CA Gateway API	Entrust-hosted Enrollment Gateway	On-prem Enrollment Gateway
✓	✓	✗	✗

CMPv2 key usages

See below the Key Usage extension values supported by each CMPv2 profile.

Profile	Key Usage
cmp-digital-signature	Digital Signature
cmp-digital-signature-key-encipherment	Digital Signature, Key Encipherment
cmp-key-encipherment	Key Encipherment
cmp-non-repudiation	Digital Signature, Non-Repudiation

CMPv2 request extensions

All CMPv2 profiles support the following non-critical extensions in request.

Extension name	Extension OID
Certificate Policies	2.5.29.32
Extended Key Usage	2.5.29.37
Application Policies	1.3.6.1.4.1.311.21.10
Smime Capabilities	1.2.840.113549.1.9.15
MSTemplateOID	1.3.6.1.4.1.311.21.7
MSTemplateName	1.3.6.1.4.1.311.20.2
szOID_NTDS_CA_SECURITY_EXT	1.3.6.1.4.1.311.25.2

CMPv2 certificate fields

All CMPv2 profiles set the following certificate fields.

Field	Value
Issuer	Customer's subordinate issuing CA.
Subject	No constraint.
Validity period	Less than or equal to the expiry of the issuing CA. Defaults to 1 year if not specified in the request.

CMPv2 certificate extensions

All CMPv2 profiles set the following certificate extension.

Extension	Critical	Value
AIA	No	Supplied if the customer enables OCSP when creating the CA

Extension	Critical	Value
Authority Key Identifier	No	Matches subjectKeyIdentifier of the signing certificate
Basic Constraints	Yes	cA =False
CRL Distribution Points	No	Always present
Extended Key Usage	No	No constraints
Subject Alternative Name	No	No constraints
Subject Key Identifier	No	«The leftmost 160-bits of the SHA-256 hash of the value of the BIT STRING subjectPublicKey» as described in RFC 7093 section 2

CMPv2 algorithm constraints

All CMPv2 profiles support the following key and signature algorithms.

Key algorithm	Signature algorithm
ECDSA P-256	ecdsa-with-SHA256
ECDSA P-384	ecdsa-with-SHA384
ECDSA P-521	ecdsa-with-SHA512
RSA 2048	sha256WithRSAEncryption
RSA 3072	sha256WithRSAEncryption
RSA 4096	sha512WithRSAEncryption

CMPv2 distinguished names

PKIaaS has no restriction on Distinguished Names (DNs) per certificate profile. All certificate profiles support the following identifiers.

Alias	OID
'CN' 'CommonName'	2.5.4.3
'SN' 'SurName'	2.5.4.4
'SERIALNUMBER' 'DeviceSerialNumber'	2.5.4.5
'C' 'Country'	2.5.4.6
'L' 'Locality'	2.5.4.7
'ST' 'S' 'State'	2.5.4.8
'STREET' 'StreetAddress'	2.5.4.9
'O' 'Org' 'Organization'	2.5.4.10
'OU' 'OrganizationalUnit' 'OrganizationUnit' 'OrgUnit'	2.5.4.11
'T' 'Title'	2.5.4.12
'BUSINESSCATEGORY'	2.5.4.15
'POSTALCODE'	2.5.4.17
'givenName' 'G'	2.5.4.42
'I' 'Initials'	2.5.4.43
'ORGANIZATIONIDENTIFIER'	2.5.4.97
'UID'	0.9.2342.19200300.100.1.1
'DC' 'DomainComponent'	0.9.2342.19200300.100.1.25
'Email' 'E'	1.2.840.113549.1.9.1
'unstructuredName'	1.2.840.113549.1.9.2

Alias	OID
'unstructuredAddress'	1.2.840.113549.1.9.8
'JurisdictionOfIncorporationLocalityName'	1.3.6.1.4.1.311.60.2.1.1
'JurisdictionOfIncorporationStateOrProvinceName'	1.3.6.1.4.1.311.60.2.1.2
'JurisdictionOfIncorporationCountryName'	1.3.6.1.4.1.311.60.2.1.3
'TrademarkOfficeName'	1.3.6.1.4.1.53087.1.2
'TrademarkCountryOrRegionName'	1.3.6.1.4.1.53087.1.3
'TrademarkRegistration'	1.3.6.1.4.1.53087.1.4
'LegalEntityIdentifier'	1.3.6.1.4.1.53087.1.5
'WordMark'	1.3.6.1.4.1.53087.1.6
'MarkType'	1.3.6.1.4.1.53087.1.13
'StatuteCountryName'	1.3.6.1.4.1.53087.3.2
'StatuteStateOrProvinceName'	1.3.6.1.4.1.53087.3.3
'StatuteLocalityName'	1.3.6.1.4.1.53087.3.4
'StatuteCitation'	1.3.6.1.4.1.53087.3.5
'StatuteURL'	1.3.6.1.4.1.53087.3.6

Code signing certificate profile

PKIaaS provides the `codesigning-digital-signature` certificate profile for code signing.

- [Code signing use cases](#)
- [Code signing certificate fields](#)
- [Code signing certificate extensions](#)
- [Code signing algorithm constraints](#)
- [Code signing distinguished names](#)

Code signing use cases

The `codesigning-digital-signature` profile supports the following use cases.

ECS Enterprise UI	CA Gateway API	Entrust-hosted Enrollment Gateway	On-prem Enrollment Gateway
✓	✓	✗	✗

Code signing certificate fields

The `codesigning-digital-signature` profile sets the following certificate fields.

Field	Value
Issuer	Customer's subordinate issuing CA
Validity period	Less than or equal to the expiry of the issuing CA. Default to 1 year if not specified in the request.
Subject	No constraint

Code signing certificate extensions

The `codesigning-digital-signature` profile sets the following certificate extensions.

Extension	Critical	Value
AIA	No	Supplied if the customer enables OCSP when creating the CA
Authority Key Identifier	No	Matches subjectKeyIdentifier of the signing certificate
Basic Constraints	Yes	cA=False
CRL Distribution Points	No	Always present
Extended Key Usage	No	Code Signing (1.3.6.1.5.5.7.3.3)
Key Usage	Yes	Digital Signature

Extension	Critical	Value
Subject Alternative Name	No	No constraints
Subject Key Identifier	No	«The leftmost 160-bits of the SHA-256 hash of the value of the BIT STRING subjectPublicKey» as described in RFC 7093 section 2

Code signing algorithm constraints

The `codesigning-digital-signature` profile supports the following key and signature algorithms.

Key algorithm	Signature algorithm
ECDSA P-256	ecdsa-with-SHA256
ECDSA P-384	ecdsa-with-SHA384
ECDSA P-521	ecdsa-with-SHA512
RSA 2048	sha256WithRSAEncryption
RSA 3072	sha256WithRSAEncryption
RSA 4096	sha512WithRSAEncryption

Code signing distinguished names

PKIaaS has no restriction on Distinguished Names (DNs) per certificate profile. All certificate profiles support the following identifiers.

Alias	OID
'CN' 'CommonName'	2.5.4.3
'SN' 'SurName'	2.5.4.4
'SERIALNUMBER' 'DeviceSerialNumber'	2.5.4.5
'C' 'Country'	2.5.4.6

Alias	OID
'L' 'Locality'	2.5.4.7
'ST' 'S' 'State'	2.5.4.8
'STREET' 'StreetAddress'	2.5.4.9
'O' 'Org' 'Organization'	2.5.4.10
'OU' 'OrganizationalUnit' 'OrganizationUnit' 'OrgUnit'	2.5.4.11
'T' 'Title'	2.5.4.12
'BUSINESSCATEGORY'	2.5.4.15
'POSTALCODE'	2.5.4.17
'givenName' 'G'	2.5.4.42
'I' 'Initials'	2.5.4.43
'ORGANIZATIONIDENTIFIER'	2.5.4.97
'UID'	0.9.2342.19200300.100.1.1
'DC' 'DomainComponent'	0.9.2342.19200300.100.1.25
'Email' 'E'	1.2.840.113549.1.9.1
'unstructuredName'	1.2.840.113549.1.9.2
'unstructuredAddress'	1.2.840.113549.1.9.8
'JurisdictionOfIncorporationLocalityName'	1.3.6.1.4.1.311.60.2.1.1
'JurisdictionOfIncorporationStateOrProvinceName'	1.3.6.1.4.1.311.60.2.1.2
'JurisdictionOfIncorporationCountryName'	1.3.6.1.4.1.311.60.2.1.3

Alias	OID
'TrademarkOfficeName'	1.3.6.1.4.1.53087.1.2
'TrademarkCountryOrRegionName'	1.3.6.1.4.1.53087.1.3
'TrademarkRegistration'	1.3.6.1.4.1.53087.1.4
'LegalEntityIdentifier'	1.3.6.1.4.1.53087.1.5
'WordMark'	1.3.6.1.4.1.53087.1.6
'MarkType'	1.3.6.1.4.1.53087.1.13
'StatuteCountryName'	1.3.6.1.4.1.53087.3.2
'StatuteStateOrProvinceName'	1.3.6.1.4.1.53087.3.3
'StatuteLocalityName'	1.3.6.1.4.1.53087.3.4
'StatuteCitation'	1.3.6.1.4.1.53087.3.5
'StatuteURL'	1.3.6.1.4.1.53087.3.6

eSIM certificate profiles

PKIaaS provides the following certificate profiles for eSIM end-entity users.

- esim-delivery-auth
- esim-delivery-binding
- esim-delivery-tls-server
- esim-discovery-auth
- esim-discovery-tls-server

These profiles support the following features.

- [eSIM use cases](#)
- [eSIM key usages and certificate policies](#)
- [eSIM certificate fields](#)
- [eSIM certificate extensions](#)
- [eSIM algorithm constraints](#)
- [eSIM distinguished names](#)

eSIM use cases

All eSIM end-entity profiles support the following use cases.

ECS Enterprise UI	CA Gateway API	Entrust-hosted Enrollment Gateway	On-prem Enrollment Gateway
✓	✓	✗	✗

eSIM key usages and certificate policies

See below the Key Usage, Extended Key Usage (EKU), and Certificate Policy extension values supported by each eSIM profile.

Profile	Key Usage	Extended Key Usage	Certificate Policy
esim-delivery-auth	Digital Signature	—	id-rspRole-dp-auth (2.23.146.1.2.1.4)
esim-delivery-binding	Digital Signature	—	id-rspRole-dp-pb (2.23.146.1.2.1.5)
esim-delivery-tls-server	Digital Signature	TLS server authentication (1.3.6.1.5.5.7.3.1)	id-rspRole-dp-tls (2.23.146.1.2.1.3)
esim-discovery-auth	Digital Signature	—	id-rspRole-ds-auth (2.23.146.1.2.1.7)
esim-discovery-tls-server	Digital Signature	TLS server authentication (1.3.6.1.5.5.7.3.1)	id-rspRole-ds-tls (2.23.146.1.2.1.6)

eSIM certificate fields

All eSIM profiles set the following certificate fields.

Field	Value
Issuer	Customer's subordinate issuing CA.
Subject	No constraint.
Validity period	Less than or equal to the expiry of the issuing CA. Defaults to 3 years if not specified in the request.

eSIM certificate extensions

All eSIM profiles set the following certificate extensions.

Extension	Critical	Value
AIA	No	Supplied if the customer enables OCSP when creating the CA
Authority Key Identifier	No	Matches subjectKeyIdentifier of the signing certificate
Basic Constraints	Yes	cA =False
CRL Distribution Points	No	Always present
Subject Alternative Name	No	No constraints
Subject Key Identifier	No	«The leftmost 160-bits of the SHA-256 hash of the value of the BIT STRING subjectPublicKey» as described in RFC 7093 section 2

eSIM algorithm constraints

All eSIM profiles support the following key and signature algorithms.

Key algorithm	Signature algorithm
ECDSA P-256	ecdsa-with-SHA256
ECDSA P-384	ecdsa-with-SHA384
ECDSA P-521	ecdsa-with-SHA512
RSA 2048	sha256WithRSAEncryption
RSA 3072	sha256WithRSAEncryption
RSA 4096	sha512WithRSAEncryption

eSIM distinguished names

PKIaaS has no restriction on Distinguished Names (DNs) per certificate profile. All certificate profiles support the following identifiers.

Alias	OID
'CN' 'CommonName'	2.5.4.3
'SN' 'SurName'	2.5.4.4
'SERIALNUMBER' 'DeviceSerialNumber'	2.5.4.5
'C' 'Country'	2.5.4.6
'L' 'Locality'	2.5.4.7
'ST' 'S' 'State'	2.5.4.8
'STREET' 'StreetAddress'	2.5.4.9
'O' 'Org' 'Organization'	2.5.4.10
'OU' 'OrganizationalUnit' 'OrganizationUnit' 'OrgUnit'	2.5.4.11
'T' 'Title'	2.5.4.12
'BUSINESSCATEGORY'	2.5.4.15
'POSTALCODE'	2.5.4.17
'givenName' 'G'	2.5.4.42
'I' 'Initials'	2.5.4.43
'ORGANIZATIONIDENTIFIER'	2.5.4.97
'UID'	0.9.2342.19200300.100.1.1
'DC' 'DomainComponent'	0.9.2342.19200300.100.1.25

Alias	OID
'Email' 'E'	1.2.840.113549.1.9.1
'unstructuredName'	1.2.840.113549.1.9.2
'unstructuredAddress'	1.2.840.113549.1.9.8
'JurisdictionOfIncorporationLocalityName'	1.3.6.1.4.1.311.60.2.1.1
'JurisdictionOfIncorporationStateOrProvinceName'	1.3.6.1.4.1.311.60.2.1.2
'JurisdictionOfIncorporationCountryName'	1.3.6.1.4.1.311.60.2.1.3
'TrademarkOfficeName'	1.3.6.1.4.1.53087.1.2
'TrademarkCountryOrRegionName'	1.3.6.1.4.1.53087.1.3
'TrademarkRegistration'	1.3.6.1.4.1.53087.1.4
'LegalEntityIdentifier'	1.3.6.1.4.1.53087.1.5
'WordMark'	1.3.6.1.4.1.53087.1.6
'MarkType'	1.3.6.1.4.1.53087.1.13
'StatuteCountryName'	1.3.6.1.4.1.53087.3.2
'StatuteStateOrProvinceName'	1.3.6.1.4.1.53087.3.3
'StatuteLocalityName'	1.3.6.1.4.1.53087.3.4
'StatuteCitation'	1.3.6.1.4.1.53087.3.5
'StatuteURL'	1.3.6.1.4.1.53087.3.6

EST certificate profiles

PKIaaS provides the following EST (Enrollment over Secure Transport) certificate profiles.

- est-digital-signature

- est-digital-signature-key-encipherment
- est-key-encipherment
- est-non-repudiation

These profiles support the following features.

- [EST signing use cases](#)
- [EST key usages](#)
- [EST request extensions](#)
- [EST certificate fields](#)
- [EST certificate extensions](#)
- [EST algorithm constraints](#)
- [EST signing distinguished names](#)

EST signing use cases

All EST profiles support the following use cases.

ECS Enterprise UI	CA Gateway API	Entrust-hosted Enrollment Gateway	On-prem Enrollment Gateway
✓	✓	✗	✗

EST key usages

See below the Key Usage extension values each EST profile supports.

Profile	Key Usage
est-digital-signature	Digital Signature
est-digital-signature-key-encipherment	Digital Signature, Key Encipherment
est-key-encipherment	Key Encipherment
est-non-repudiation	Digital Signature, Non-Repudiation

EST request extensions

All EST profiles support the following non-critical extensions in request.

Extension name	Extension OID
Certificate Policies	2.5.29.32

Extension name	Extension OID
Extended Key Usage	2.5.29.37
Application Policies	1.3.6.1.4.1.311.21.10
Smime Capabilities	1.2.840.113549.1.9.15
MSTemplateOID	1.3.6.1.4.1.311.21.7
MSTemplateName	1.3.6.1.4.1.311.20.2
szOID_NTDS_CA_SECURITY_EXT	1.3.6.1.4.1.311.25.2

EST certificate fields

All EST profiles set the following certificate fields.

Field	Value
Issuer	Customer's subordinate issuing CA.
Subject	No constraint.
Validity period	Less than or equal to the expiry of the issuing CA. Defaults to 1 year if not specified in the request.

EST certificate extensions

All EST profiles set the following certificate extension values.

Extension	Critical	Value
AIA	No	Supplied if the customer enables OCSP when creating the CA
Authority Key Identifier	No	Matches subjectKeyIdentifier of the signing certificate
Basic Constraints	Yes	cA=False

Extension	Critical	Value
CRL Distribution Points	No	Always present
Extended Key Usage	No	No constraints
Subject Alternative Name	No	No constraints
Subject Key Identifier	No	«The leftmost 160-bits of the SHA-256 hash of the value of the BIT STRING subjectPublicKey» as described in RFC 7093 section 2

EST algorithm constraints

All EST profiles support the following key and signature algorithms.

Key algorithm	Signature algorithm
ECDSA P-256	ecdsa-with-SHA256
ECDSA P-384	ecdsa-with-SHA384
ECDSA P-521	ecdsa-with-SHA512
RSA 2048	sha256WithRSAEncryption
RSA 3072	sha256WithRSAEncryption
RSA 4096	sha512WithRSAEncryption

EST signing distinguished names

PKIaaS has no restriction on Distinguished Names (DNs) per certificate profile. All certificate profiles support the following identifiers.

Alias	OID
'CN' 'CommonName'	2.5.4.3
'SN' 'SurName'	2.5.4.4

Alias	OID
'SERIALNUMBER' 'DeviceSerialNumber'	2.5.4.5
'C' 'Country'	2.5.4.6
'L' 'Locality'	2.5.4.7
'ST' 'S' 'State'	2.5.4.8
'STREET' 'StreetAddress'	2.5.4.9
'O' 'Org' 'Organization'	2.5.4.10
'OU' 'OrganizationalUnit' 'OrganizationUnit' 'OrgUnit'	2.5.4.11
'T' 'Title'	2.5.4.12
'BUSINESSCATEGORY'	2.5.4.15
'POSTALCODE'	2.5.4.17
'givenName' 'G'	2.5.4.42
'I' 'Initials'	2.5.4.43
'ORGANIZATIONIDENTIFIER'	2.5.4.97
'UID'	0.9.2342.19200300.100.1.1
'DC' 'DomainComponent'	0.9.2342.19200300.100.1.25
'Email' 'E'	1.2.840.113549.1.9.1
'unstructuredName'	1.2.840.113549.1.9.2
'unstructuredAddress'	1.2.840.113549.1.9.8
'JurisdictionOfIncorporationLocalityName'	1.3.6.1.4.1.311.60.2.1.1

Alias	OID
'JurisdictionOfIncorporationStateOrProvinceName'	1.3.6.1.4.1.311.60.2.1.2
'JurisdictionOfIncorporationCountryName'	1.3.6.1.4.1.311.60.2.1.3
'TrademarkOfficeName'	1.3.6.1.4.1.53087.1.2
'TrademarkCountryOrRegionName'	1.3.6.1.4.1.53087.1.3
'TrademarkRegistration'	1.3.6.1.4.1.53087.1.4
'LegalEntityIdentifier'	1.3.6.1.4.1.53087.1.5
'WordMark'	1.3.6.1.4.1.53087.1.6
'MarkType'	1.3.6.1.4.1.53087.1.13
'StatuteCountryName'	1.3.6.1.4.1.53087.3.2
'StatuteStateOrProvinceName'	1.3.6.1.4.1.53087.3.3
'StatuteLocalityName'	1.3.6.1.4.1.53087.3.4
'StatuteCitation'	1.3.6.1.4.1.53087.3.5
'StatuteURL'	1.3.6.1.4.1.53087.3.6

External subordinate CA certificate profiles

The External Sub-CA certificate profiles are only available to the root CAs.

- [Azure Firewall Intermediate CA certificate profile](#)
- [TLS Proxy CA certificate profile](#)


i Each external subordinate CA issued by a PKIaaS root CA only consumes one PKIaaS Certificate license. Entrust does not charge for certificates issued by external subordinate CAs because those certificates are considered external and not using the PKIaaS infrastructure.

Azure Firewall Intermediate CA certificate profile

The Azure Firewall Intermediate CA service provides a `azure-firewall-ca-subord` profile with the following settings.

- [Azure Firewall Subordinate CA signing use cases](#)
- [Azure Firewall Subordinate CA request extensions](#)
- [Azure Firewall Subordinate CA certificate fields](#)
- [Azure Firewall Subordinate CA certificate extensions](#)
- [Azure Firewall Subordinate CA algorithm constraints](#)
- [Azure Firewall Subordinate CA distinguished names](#)

This certificate profile is only available for the root CA.

 Follow the [Microsoft Azure Intermediate requirements](#) to generate the CSR before requesting the CA certificate from PKIaaS.

Azure Firewall Subordinate CA signing use cases

The `azure-firewall-ca-subord` profile supports the following use cases.

ECS Enterprise UI	CA Gateway API	Entrust-hosted Enrollment Gateway	On-prem Enrollment Gateway
✔	✔	✘	✘

Azure Firewall Subordinate CA request extensions

The `azure-firewall-ca-subord` profile supports the following non-critical extensions in request.

Extension name	Extension OID
Certificate Policies	2.5.29.32

Azure Firewall Subordinate CA certificate fields

The `azure-firewall-ca-subord` profile sets the following certificate fields.

Field	Value
Issuer	Customer's subordinate issuing CA.
Subject	No constraint
Validity period	Defaults to 1 year if not specified.

Azure Firewall Subordinate CA certificate extensions

The `azure-firewall-ca-subord` profile sets the following certificate extensions.

Extension	Critical	Value
AIA	No	Supplied if the customer enables OCSP when creating the CA
Authority Key Identifier	No	Matches subjectKeyIdentifier of the signing certificate
Basic Constraints	Yes	cA=True, pathLenConstraint=1
CRL Distribution Points	No	Always present
Key Usage	Yes	Certificate Signing, CRL Signing, Digital Signature
Subject Alternative Name	No	No constraints
Subject Key Identifier	No	«The leftmost 160-bits of the SHA-256 hash of the value of the BIT STRING subjectPublicKey» as described in RFC 7093 section 2

Azure Firewall Subordinate CA algorithm constraints

The `azure-firewall-ca-subord` profile supports the following key and signature algorithms.

Key algorithm	Signature algorithm
ECDSA P-256	ecdsa-with-SHA256
ECDSA P-384	ecdsa-with-SHA384
ECDSA P-521	ecdsa-with-SHA512
RSA 2048	sha256WithRSAEncryption
RSA 3072	sha256WithRSAEncryption
RSA 4096	sha512WithRSAEncryption

Azure Firewall Subordinate CA distinguished names

PKIaaS has no restriction on Distinguished Names (DNs) per certificate profile. All certificate profiles support the following identifiers.

Alias	OID
'CN' 'CommonName'	2.5.4.3
'SN' 'SurName'	2.5.4.4
'SERIALNUMBER' 'DeviceSerialNumber'	2.5.4.5
'C' 'Country'	2.5.4.6
'L' 'Locality'	2.5.4.7
'ST' 'S' 'State'	2.5.4.8
'STREET' 'StreetAddress'	2.5.4.9
'O' 'Org' 'Organization'	2.5.4.10
'OU' 'OrganizationalUnit' 'OrganizationUnit' 'OrgUnit'	2.5.4.11
'T' 'Title'	2.5.4.12
'BUSINESSCATEGORY'	2.5.4.15
'POSTALCODE'	2.5.4.17
'givenName' 'G'	2.5.4.42
'I' 'Initials'	2.5.4.43
'ORGANIZATIONIDENTIFIER'	2.5.4.97
'UID'	0.9.2342.19200300.100.1.1
'DC' 'DomainComponent'	0.9.2342.19200300.100.1.25
'Email' 'E'	1.2.840.113549.1.9.1


Alias	OID
'unstructuredName'	1.2.840.113549.1.9.2
'unstructuredAddress'	1.2.840.113549.1.9.8
'JurisdictionOfIncorporationLocalityName'	1.3.6.1.4.1.311.60.2.1.1
'JurisdictionOfIncorporationStateOrProvinceName'	1.3.6.1.4.1.311.60.2.1.2
'JurisdictionOfIncorporationCountryName'	1.3.6.1.4.1.311.60.2.1.3
'TrademarkOfficeName'	1.3.6.1.4.1.53087.1.2
'TrademarkCountryOrRegionName'	1.3.6.1.4.1.53087.1.3
'TrademarkRegistration'	1.3.6.1.4.1.53087.1.4
'LegalEntityIdentifier'	1.3.6.1.4.1.53087.1.5
'WordMark'	1.3.6.1.4.1.53087.1.6
'MarkType'	1.3.6.1.4.1.53087.1.13
'StatuteCountryName'	1.3.6.1.4.1.53087.3.2
'StatuteStateOrProvinceName'	1.3.6.1.4.1.53087.3.3
'StatuteLocalityName'	1.3.6.1.4.1.53087.3.4
'StatuteCitation'	1.3.6.1.4.1.53087.3.5
'StatuteURL'	1.3.6.1.4.1.53087.3.6

TLS Proxy CA certificate profile

The TLS Proxy CA service provides a `tlsproxy-ca-subord` certificate profile with the following settings.

- [TLS Proxy CA use cases](#)
- [TLS Proxy CA request extensions](#)
- [TLS Proxy CA certificate fields](#)
- [TLS Proxy CA certificate extensions](#)

- [TLS Proxy CA algorithm constraints](#)
- [TLS Proxy CA distinguished names](#)

 This certificate profile is only available for the root CA.

TLS Proxy CA use cases

The `tlsproxy-ca-subord` profile supports the following use cases.

ECS Enterprise UI	CA Gateway API	Entrust-hosted Enrollment Gateway	On-prem Enrollment Gateway
✓	✓	✗	✗

TLS Proxy CA request extensions

The `tlsproxy-ca-subord` profile supports the following non-critical extensions in request.

Extension name	Extension OID
CertificatePolicies	2.5.29.32

TLS Proxy CA certificate fields

The `tlsproxy-ca-subord` profile sets the following certificate fields.

Field	Value
Issuer	Customer's subordinate issuing CA.
Subject	No constraint
Validity period	Defaults to 1 year if not specified.

TLS Proxy CA certificate extensions

The `tlsproxy-ca-subord` profile sets the following certificate extensions.

Extension	Critical	Value
AIA	No	Supplied if the customer enables OCSP when creating the CA

Extension	Critical	Value
Authority Key Identifier	No	Matches subjectKeyIdentifier of the signing certificate
Basic Constraints	Yes	cA=True, pathLenConstraint=0
CRL Distribution Points	No	Always present
Extended Key Usage	No	TLS server authentication (1.3.6.1.5.5.7.3.1), TLS client authentication (1.3.6.1.5.5.7.3.2)
Key Usage	Yes	Certificate Signing, CRL Signing, Digital Signature
Subject Alternative Name	No	No constraints
Subject Key Identifier	No	«The leftmost 160-bits of the SHA-256 hash of the value of the BIT STRING subjectPublicKey» as described in RFC 7093 section 2

TLS Proxy CA algorithm constraints

The `tlsproxy-ca-subord` profile supports the following key and signature algorithms.

Key algorithm	Signature algorithm
ECDSA P-256	ecdsa-with-SHA256
ECDSA P-384	ecdsa-with-SHA384
ECDSA P-521	ecdsa-with-SHA512
RSA 2048	sha256WithRSAEncryption
RSA 3072	sha256WithRSAEncryption
RSA 4096	sha512WithRSAEncryption

TLS Proxy CA distinguished names

PKIaaS has no restriction on Distinguished Names (DNs) per certificate profile. All certificate profiles support the following identifiers.

Alias	OID
'CN' 'CommonName'	2.5.4.3
'SN' 'SurName'	2.5.4.4
'SERIALNUMBER' 'DeviceSerialNumber'	2.5.4.5
'C' 'Country'	2.5.4.6
'L' 'Locality'	2.5.4.7
'ST' 'S' 'State'	2.5.4.8
'STREET' 'StreetAddress'	2.5.4.9
'O' 'Org' 'Organization'	2.5.4.10
'OU' 'OrganizationalUnit' 'OrganizationUnit' 'OrgUnit'	2.5.4.11
'T' 'Title'	2.5.4.12
'BUSINESSCATEGORY'	2.5.4.15
'POSTALCODE'	2.5.4.17
'givenName' 'G'	2.5.4.42
'I' 'Initials'	2.5.4.43
'ORGANIZATIONIDENTIFIER'	2.5.4.97
'UID'	0.9.2342.19200300.100.1.1
'DC' 'DomainComponent'	0.9.2342.19200300.100.1.25
'Email' 'E'	1.2.840.113549.1.9.1
'unstructuredName'	1.2.840.113549.1.9.2

Alias	OID
'unstructuredAddress'	1.2.840.113549.1.9.8
'JurisdictionOfIncorporationLocalityName'	1.3.6.1.4.1.311.60.2.1.1
'JurisdictionOfIncorporationStateOrProvinceName'	1.3.6.1.4.1.311.60.2.1.2
'JurisdictionOfIncorporationCountryName'	1.3.6.1.4.1.311.60.2.1.3
'TrademarkOfficeName'	1.3.6.1.4.1.53087.1.2
'TrademarkCountryOrRegionName'	1.3.6.1.4.1.53087.1.3
'TrademarkRegistration'	1.3.6.1.4.1.53087.1.4
'LegalEntityIdentifier'	1.3.6.1.4.1.53087.1.5
'WordMark'	1.3.6.1.4.1.53087.1.6
'MarkType'	1.3.6.1.4.1.53087.1.13
'StatuteCountryName'	1.3.6.1.4.1.53087.3.2
'StatuteStateOrProvinceName'	1.3.6.1.4.1.53087.3.3
'StatuteLocalityName'	1.3.6.1.4.1.53087.3.4
'StatuteCitation'	1.3.6.1.4.1.53087.3.5
'StatuteURL'	1.3.6.1.4.1.53087.3.6

Intune certificate profiles

PKIaaS provides the following Intune certificate profiles.

- intune-digital-signature
- intune-digital-signature-key-encipherment
- intune-digital-signature-key-encipherment-clientauth
- intune-key-encipherment
- intune-non-repudiation

These profiles support the following features.

- [Intune use cases](#)
- [Intune key usages](#)
- [Intune request extensions](#)
- [Intune certificate fields](#)
- [Intune certificate extensions](#)
- [Intune algorithm constraints](#)
- [Intune distinguished names](#)

Intune use cases

All Intune profiles support the following use cases.

ECS Enterprise UI	CA Gateway API	Entrust-hosted Enrollment Gateway	On-prem Enrollment Gateway
✓	✓	✓	✓

Intune key usages

See below the Key Usage and Extended Key Usage (EKU) extension values supported by each Intune profile.

Profile	Key Usage	Extended Key Usage	Allows Extended Key Usage in request
intune-digital-signature	Digital Signature	—	✓
intune-digital-signature-key-encipherment	Digital Signature, Key Encipherment	—	✓
intune-digital-signature-key-encipherment-clientauth	Digital Signature, Key Encipherment	TLS client authentication (1.3.6.1.5.5.7.3.2)	✗
intune-key-encipherment	Key Encipherment	—	✓
intune-non-repudiation	Digital Signature, Non-Repudiation	—	✓

Intune request extensions

All Intune profiles support the following non-critical extensions in request.

Extension name	Extension OID
Certificate Policies	2.5.29.32
Application Policies	1.3.6.1.4.1.311.21.10
Smime Capabilities	1.2.840.113549.1.9.15
MSTemplateOID	1.3.6.1.4.1.311.21.7
MSTemplateName	1.3.6.1.4.1.311.20.2
szOID_NTDS_CA_SECURITY_EXT	1.3.6.1.4.1.311.25.2

Intune certificate fields

All Intune profiles set the following certificate fields.

Field	Value
Issuer	Customer's subordinate issuing CA.
Subject	No constraint.
Validity period	Less than or equal to the expiry of the issuing CA. Defaults to 1 year if not specified in the request.

Intune certificate extensions

All Intune profiles set the following certificate extensions.

Extension	Critical	Value
AIA	No	Supplied if the customer enables OCSP when creating the CA
Authority Key Identifier	No	Matches subjectKeyIdentifier of the signing certificate
Basic Constraints	Yes	cA=False

Extension	Critical	Value
CRL Distribution Points	No	Always present
Subject Alternative Name	No	No constraints
Subject Key Identifier	No	«The leftmost 160-bits of the SHA-256 hash of the value of the BIT STRING subjectPublicKey» as described in RFC 7093 section 2

Intune algorithm constraints

All Intune profiles support the following key and signature algorithms.

Key algorithm	Signature algorithm
ECDSA P-256	ecdsa-with-SHA256
ECDSA P-384	ecdsa-with-SHA384
ECDSA P-521	ecdsa-with-SHA512
RSA 2048	sha256WithRSAEncryption
RSA 3072	sha256WithRSAEncryption
RSA 4096	sha512WithRSAEncryption

Intune distinguished names

PKIaaS has no restriction on Distinguished Names (DNs) per certificate profile. All certificate profiles support the following identifiers.

Alias	OID
'CN' 'CommonName'	2.5.4.3
'SN' 'SurName'	2.5.4.4
'SERIALNUMBER' 'DeviceSerialNumber'	2.5.4.5

Alias	OID
'C' 'Country'	2.5.4.6
'L' 'Locality'	2.5.4.7
'ST' 'S' 'State'	2.5.4.8
'STREET' 'StreetAddress'	2.5.4.9
'O' 'Org' 'Organization'	2.5.4.10
'OU' 'OrganizationalUnit' 'OrganizationUnit' 'OrgUnit'	2.5.4.11
'T' 'Title'	2.5.4.12
'BUSINESSCATEGORY'	2.5.4.15
'POSTALCODE'	2.5.4.17
'givenName' 'G'	2.5.4.42
'I' 'Initials'	2.5.4.43
'ORGANIZATIONIDENTIFIER'	2.5.4.97
'UID'	0.9.2342.19200300.100.1.1
'DC' 'DomainComponent'	0.9.2342.19200300.100.1.25
'Email' 'E'	1.2.840.113549.1.9.1
'unstructuredName'	1.2.840.113549.1.9.2
'unstructuredAddress'	1.2.840.113549.1.9.8
'JurisdictionOfIncorporationLocalityName'	1.3.6.1.4.1.311.60.2.1.1
'JurisdictionOfIncorporationStateOrProvinceName'	1.3.6.1.4.1.311.60.2.1.2

Alias	OID
'JurisdictionOfIncorporationCountryName'	1.3.6.1.4.1.311.60.2.1.3
'TrademarkOfficeName'	1.3.6.1.4.1.53087.1.2
'TrademarkCountryOrRegionName'	1.3.6.1.4.1.53087.1.3
'TrademarkRegistration'	1.3.6.1.4.1.53087.1.4
'LegalEntityIdentifier'	1.3.6.1.4.1.53087.1.5
'WordMark'	1.3.6.1.4.1.53087.1.6
'MarkType'	1.3.6.1.4.1.53087.1.13
'StatuteCountryName'	1.3.6.1.4.1.53087.3.2
'StatuteStateOrProvinceName'	1.3.6.1.4.1.53087.3.3
'StatuteLocalityName'	1.3.6.1.4.1.53087.3.4
'StatuteCitation'	1.3.6.1.4.1.53087.3.5
'StatuteURL'	1.3.6.1.4.1.53087.3.6

MDMWS certificate profiles

PKIaaS provides the following MDMWS (Mobile Device Management Web Service) certificate profiles.

- mdmws-digital-signature
- mdmws-digital-signature-key-encipherment
- mdmws-digital-signature-key-encipherment-clientauth
- mdmws-key-encipherment
- mdmws-non-repudiation
- mdmws-p12-digital-signature
- mdmws-p12-digital-signature-key-encipherment
- mdmws-p12-digital-signature-key-encipherment-clientauth
- mdmws-p12-key-encipherment
- mdmws-p12-non-repudiation

These profiles support the following features.

- [MDMWS use cases](#)
- [MDMWS issuance modes and key usages](#)

- MDMWS request extensions
- MDMWS certificate fields
- MDMWS certificate extensions
- MDMWS algorithm constraints
- MDMWS distinguished names

MDMWS use cases

All MDMWS profiles support the following use cases.

ECS Enterprise UI	CA Gateway API	Entrust-hosted Enrollment Gateway	On-prem Enrollment Gateway
✓	✓	✓	✓

MDMWS issuance modes and key usages

MDMWS profiles support the following issuance modes:

- Issue the certificate from a CSR.
- Issue the certificate and an RSA2048 private key in a P12 file.

See below the issuance mode, Key Usage, and Extended Key Usage (EKU) values each Intune profile supports.

Profile	CSR	P12	Key Usage	Extended Key Usage	Allows Extended Key Usage in request
mdmws-digital-signature	✓	✗	Digital Signature	No constraints	✓
mdmws-digital-signature-key-encipherment	✓	✗	Digital Signature, Key Encipherment	No constraints	✓
mdmws-digital-signature-key-encipherment-clientauth	✓	✗	Digital Signature, Key Encipherment	TLS client authentication (1.3.6.1.5.5.7.3.2)	✗
mdmws-key-encipherment	✓	✗	Key Encipherment	No constraints	✓
mdmws-non-repudiation	✓	✗	Digital Signature, Non-Repudiation	No constraints	✓

Profile	CSR	P12	Key Usage	Extended Key Usage	Allows Extended Key Usage in request
mdmws-p12-digital-signature	✓	✓	Digital Signature	No constraints	✓
mdmws-p12-digital-signature-key-encipherment	✓	✓	Digital Signature, Key Encipherment	No constraints	✓
mdmws-p12-digital-signature-key-encipherment-clientauth	✓	✓	Digital Signature, Key Encipherment	TLS client authentication (1.3.6.1.5.5.7.3.2)	✗
mdmws-p12-key-encipherment	✓	✓	Key Encipherment	No constraints	✓
mdmws-p12-non-repudiation	✓	✓	Digital Signature, Non-Repudiation	No constraints	✓

MDMWS request extensions

All MDMWS profiles support the following non-critical extensions in request.

Extension name	Extension OID
Certificate Policies	2.5.29.32
Application Policies	1.3.6.1.4.1.311.21.10
Smime Capabilities	1.2.840.113549.1.9.15
MSTemplateOID	1.3.6.1.4.1.311.21.7
MSTemplateName	1.3.6.1.4.1.311.20.2
szOID_NTDS_CA_SECURITY_EXT	1.3.6.1.4.1.311.25.2

MDMWS certificate fields

All MDMWS profiles set the following certificate fields.

Field	Value
Issuer	Customer's subordinate issuing CA.
Subject	No constraint.
Validity period	Less than or equal to the expiry of the issuing CA. Defaults to 1 year if not specified in the request.

MDMWS certificate extensions

All MDMWS profiles set the following certificate extension values.

Extension	OID
CertificatePolicies	2.5.29.32
ApplicationPolicies	1.3.6.1.4.1.311.21.10
SmimeCapabilities	1.2.840.113549.1.9.15
MSTemplateOID	1.3.6.1.4.1.311.21.7
MSTemplateName	1.3.6.1.4.1.311.20.2
szOID_NTDS_CA_SECURITY_EXT	1.3.6.1.4.1.311.25.2

MDMWS algorithm constraints

All MDMWS profiles support the following key and signature algorithms.

Key algorithm	Signature algorithm
ECDSA P-256	ecdsa-with-SHA256
ECDSA P-384	ecdsa-with-SHA384
ECDSA P-521	ecdsa-with-SHA512

Key algorithm	Signature algorithm
RSA 2048	sha256WithRSAEncryption
RSA 3072	sha256WithRSAEncryption
RSA 4096	sha512WithRSAEncryption

MDMWS distinguished names

PKIaaS has no restriction on Distinguished Names (DNs) per certificate profile. All certificate profiles support the following identifiers.

Alias	OID
'CN' 'CommonName'	2.5.4.3
'SN' 'SurName'	2.5.4.4
'SERIALNUMBER' 'DeviceSerialNumber'	2.5.4.5
'C' 'Country'	2.5.4.6
'L' 'Locality'	2.5.4.7
'ST' 'S' 'State'	2.5.4.8
'STREET' 'StreetAddress'	2.5.4.9
'O' 'Org' 'Organization'	2.5.4.10
'OU' 'OrganizationalUnit' 'OrganizationUnit' 'OrgUnit'	2.5.4.11
'T' 'Title'	2.5.4.12
'BUSINESSCATEGORY'	2.5.4.15
'POSTALCODE'	2.5.4.17
'givenName' 'G'	2.5.4.42

Alias	OID
'I' 'Initials'	2.5.4.43
'ORGANIZATIONIDENTIFIER'	2.5.4.97
'UID'	0.9.2342.19200300.100.1.1
'DC' 'DomainComponent'	0.9.2342.19200300.100.1.25
'Email' 'E'	1.2.840.113549.1.9.1
'unstructuredName'	1.2.840.113549.1.9.2
'unstructuredAddress'	1.2.840.113549.1.9.8
'JurisdictionOfIncorporationLocalityName'	1.3.6.1.4.1.311.60.2.1.1
'JurisdictionOfIncorporationStateOrProvinceName'	1.3.6.1.4.1.311.60.2.1.2
'JurisdictionOfIncorporationCountryName'	1.3.6.1.4.1.311.60.2.1.3
'TrademarkOfficeName'	1.3.6.1.4.1.53087.1.2
'TrademarkCountryOrRegionName'	1.3.6.1.4.1.53087.1.3
'TrademarkRegistration'	1.3.6.1.4.1.53087.1.4
'LegalEntityIdentifier'	1.3.6.1.4.1.53087.1.5
'WordMark'	1.3.6.1.4.1.53087.1.6
'MarkType'	1.3.6.1.4.1.53087.1.13
'StatuteCountryName'	1.3.6.1.4.1.53087.3.2
'StatuteStateOrProvinceName'	1.3.6.1.4.1.53087.3.3
'StatuteLocalityName'	1.3.6.1.4.1.53087.3.4

Alias	OID
'StatuteCitation'	1.3.6.1.4.1.53087.3.5
'StatuteURL'	1.3.6.1.4.1.53087.3.6

Mobile device certificate profile

PKIaaS provides the `mobile-device-p12-digital-signature-client-authentication` certificate profile for mobile devices.

- [Mobile device use cases](#)
- [Mobile device certificate issuance mode](#)
- [Mobile device certificate fields](#)
- [Mobile device certificate extensions](#)
- [Mobile device algorithm constraints](#)
- [Mobile distinguished names](#)

Mobile device use cases

The `mobile-device-p12-digital-signature-client-authentication` profile supports the following use cases.

ECS Enterprise UI	CA Gateway API	Entrust-hosted Enrollment Gateway	On-prem Enrollment Gateway
✓	✓	✗	✗

Mobile device certificate issuance mode

The `mobile-device-p12-digital-signature-client-authentication` profile supports the following issuance modes:

- Issue the certificate from a CSR.
- Issue the certificate and an RSA2048 private key in a P12 file.

Mobile device certificate fields

The `mobile-device-p12-digital-signature-client-authentication` profile sets the following certificate fields.

Field	Value
Issuer	Customer's subordinate issuing CA

Field	Value
Validity period	Less than or equal to subordinate expiry of the issuing CA. Default to 1 year if not specified in the request.
Subject	No constraint

Mobile device certificate extensions

The `mobile-device-p12-digital-signature-client-authentication` profile sets the following certificate extensions.

Extension	Critical	Value
AIA	No	Supplied if the customer enables OCSP when creating the CA
Authority Key Identifier	No	Matches subjectKeyIdentifier of the signing certificate
Basic Constraints	Yes	cA=False
CRL Distribution Points	No	Always present
Extended Key Usage	No	TLS client authentication (1.3.6.1.5.5.7.3.2)
Key Usage	Yes	Digital Signature
Subject Alternative Name	No	No constraints
Subject Key Identifier	No	«The leftmost 160-bits of the SHA-256 hash of the value of the BIT STRING subjectPublicKey» as described in RFC 7093 section 2

Mobile device algorithm constraints

The `mobile-device-p12-digital-signature-client-authentication` profile supports the following key and signature algorithms.

Key algorithm	Signature algorithm
ECDSA P-256	ecdsa-with-SHA256
ECDSA P-384	ecdsa-with-SHA384
ECDSA P-521	ecdsa-with-SHA512
RSA 2048	sha256WithRSAEncryption
RSA 3072	sha256WithRSAEncryption
RSA 4096	sha512WithRSAEncryption

Mobile distinguished names

PKIaaS has no restriction on Distinguished Names (DNs) per certificate profile. All certificate profiles support the following identifiers.

Alias	OID
'CN' 'CommonName'	2.5.4.3
'SN' 'SurName'	2.5.4.4
'SERIALNUMBER' 'DeviceSerialNumber'	2.5.4.5
'C' 'Country'	2.5.4.6
'L' 'Locality'	2.5.4.7
'ST' 'S' 'State'	2.5.4.8
'STREET' 'StreetAddress'	2.5.4.9
'O' 'Org' 'Organization'	2.5.4.10
'OU' 'OrganizationalUnit' 'OrganizationUnit' 'OrgUnit'	2.5.4.11
'T' 'Title'	2.5.4.12

Alias	OID
'BUSINESSCATEGORY'	2.5.4.15
'POSTALCODE'	2.5.4.17
'givenName' 'G'	2.5.4.42
'I' 'Initials'	2.5.4.43
'ORGANIZATIONIDENTIFIER'	2.5.4.97
'UID'	0.9.2342.19200300.100.1.1
'DC' 'DomainComponent'	0.9.2342.19200300.100.1.25
'Email' 'E'	1.2.840.113549.1.9.1
'unstructuredName'	1.2.840.113549.1.9.2
'unstructuredAddress'	1.2.840.113549.1.9.8
'JurisdictionOfIncorporationLocalityName'	1.3.6.1.4.1.311.60.2.1.1
'JurisdictionOfIncorporationStateOrProvinceName'	1.3.6.1.4.1.311.60.2.1.2
'JurisdictionOfIncorporationCountryName'	1.3.6.1.4.1.311.60.2.1.3
'TrademarkOfficeName'	1.3.6.1.4.1.53087.1.2
'TrademarkCountryOrRegionName'	1.3.6.1.4.1.53087.1.3
'TrademarkRegistration'	1.3.6.1.4.1.53087.1.4
'LegalEntityIdentifier'	1.3.6.1.4.1.53087.1.5
'WordMark'	1.3.6.1.4.1.53087.1.6
'MarkType'	1.3.6.1.4.1.53087.1.13

Alias	OID
'StatuteCountryName'	1.3.6.1.4.1.53087.3.2
'StatuteStateOrProvinceName'	1.3.6.1.4.1.53087.3.3
'StatuteLocalityName'	1.3.6.1.4.1.53087.3.4
'StatuteCitation'	1.3.6.1.4.1.53087.3.5
'StatuteURL'	1.3.6.1.4.1.53087.3.6

Multiuse certificate profiles

PKIaaS provides the following multiuse profiles.

- multiuse-p12-client
- multiuse-p12-client-server
- multiuse-p12-custom
- multiuse-p12-key-data-encipherment-non-repudiation-client
- multiuse-p12-key-data-encipherment-non-repudiation-client-server
- multiuse-p12-key-encipherment-client
- multiuse-p12-key-encipherment-client-server
- multiuse-p12-key-encipherment-custom
- multiuse-p12-key-encipherment-non-repudiation-client
- multiuse-p12-key-encipherment-non-repudiation-client-server
- multiuse-p12-key-encipherment-non-repudiation-custom
- multiuse-p12-key-encipherment-non-repudiation-server
- multiuse-p12-key-encipherment-server
- multiuse-p12-non-repudiation-client
- multiuse-p12-non-repudiation-client-server
- multiuse-p12-non-repudiation-custom
- multiuse-p12-non-repudiation-server
- multiuse-p12-server

These profiles support the following features.

- [Multiuse use cases](#)
- [Multiuse issuance modes](#)
- [Multiuse key usages](#)
- [Multiuse request extensions](#)
- [Multiuse certificate fields](#)
- [Multiuse certificate extensions](#)
- [Multiuse algorithm constraints](#)
- [Multiuse distinguished names](#)

Multiuse use cases

All multiuse profiles support the following use cases.

ECS Enterprise UI	CA Gateway API	Entrust-hosted Enrollment Gateway	On-prem Enrollment Gateway
✓	✓	✗	✗

Multiuse issuance modes

All multiuse profiles support the following issuance modes:

- Issue the certificate from a CSR.
- Issue the certificate and an RSA2048 private key in a P12 file.

Multiuse key usages

See below the Key Usage and Extended Key Usage (EKU) extension values each multiuse profile supports.

Profile Name	Key Usage	Extended Key Usage	Allows Extended Key Usage in request
multiuse-p12-client	Digital Signature, Key Agreement	TLS client Authentication (1.3.6.1.5.5.7.3.2)	✗
multiuse-p12-client-server	Digital Signature, Key Agreement	TLS client Authentication (1.3.6.1.5.5.7.3.2) TLS server authentication (1.3.6.1.5.5.7.3.1)	✗
multiuse-p12-custom	Digital Signature, Key Agreement	No constraints	✓
multiuse-p12-key-data-encipherment-non-repudiation-client	Digital Signature, Non-Repudiation, Key Encipherment, Data Encipherment	TLS client Authentication (1.3.6.1.5.5.7.3.2)	✗
multiuse-p12-key-data-encipherment-non-repudiation-client-server	Digital Signature, Non-Repudiation, Key Encipherment, Data Encipherment	TLS client Authentication (1.3.6.1.5.5.7.3.2)	✗

Profile Name	Key Usage	Extended Key Usage	Allows Extended Key Usage in request
multiuse-p12-key-encipherment-client	Digital Signature, Key Agreement, Key Encipherment	TLS client Authentication (1.3.6.1.5.5.7.3.2)	✗
multiuse-p12-key-encipherment-client-server	Digital Signature, Key Agreement, Key Encipherment	TLS client Authentication (1.3.6.1.5.5.7.3.2) TLS server authentication (1.3.6.1.5.5.7.3.1)	✗
multiuse-p12-key-encipherment-custom	Digital Signature, Key Agreement, Key Encipherment	No constraints	✓
multiuse-p12-key-encipherment-non-repudiation-client	Digital Signature, Key Agreement, Key Encipherment, Non-Repudation	TLS client Authentication (1.3.6.1.5.5.7.3.2)	✗
multiuse-p12-key-encipherment-non-repudiation-client-server	Digital Signature, Key Agreement, Key Encipherment, Non-Repudation	TLS client Authentication (1.3.6.1.5.5.7.3.2) TLS server authentication (1.3.6.1.5.5.7.3.1)	✗
multiuse-p12-key-encipherment-non-repudiation-custom	Digital Signature, Key Agreement, Key Encipherment, Non-Repudation	No constraints	✓
multiuse-p12-key-encipherment-non-repudiation-server	Digital Signature, Key Agreement, Key Encipherment, Non-Repudation	TLS server authentication (1.3.6.1.5.5.7.3.1)	✗
multiuse-p12-key-encipherment-server	Digital Signature, Key Agreement, Key Encipherment	TLS server authentication (1.3.6.1.5.5.7.3.1)	✗

Profile Name	Key Usage	Extended Key Usage	Allows Extended Key Usage in request
multiuse-p12-non-repudiation-client	Digital Signature, Key Agreement, Non-Repudation	TLS client Authentication (1.3.6.1.5.5.7.3.2)	✗
multiuse-p12-non-repudiation-client-server	Digital Signature, Key Agreement, Non-Repudation	TLS client Authentication (1.3.6.1.5.5.7.3.2) TLS server authentication (1.3.6.1.5.5.7.3.1)	✗
multiuse-p12-non-repudiation-custom	Digital Signature, Key Agreement, Non-Repudation	No constraints	✓
multiuse-p12-non-repudiation-server	Digital Signature, Key Agreement, Non-Repudation	TLS server authentication (1.3.6.1.5.5.7.3.1)	✗
multiuse-p12-server	Digital Signature, Key Agreement	TLS server authentication (1.3.6.1.5.5.7.3.1)	✗

Multiuse request extensions

All multiuse profiles support the following non-critical extensions in request.

Extension	OID
ApplicationPolicies	1.3.6.1.4.1.311.21.10
CertificatePolicies	2.5.29.32

Multiuse certificate fields

All multiuse profiles set the following certificate fields.

Field	Value
Issuer	Customer's subordinate issuing CA.

Field	Value
Subject	No constraint.
Validity period	Less than or equal to the expiry of the issuing CA. Defaults to 1 year if not specified in the request.

Multiuse certificate extensions

All multiuse profiles set the following certificate extensions.

Extension	Critical	Value
AIA	No	Supplied if the customer enables OCSP when creating the CA
Authority Key Identifier	No	Matches subjectKeyIdentifier of the signing certificate
Basic Constraints	Yes	cA =False
CRL Distribution Points	No	Always present
Key Usage	Yes	Digital Signature, Key Encipherment
Subject Alternative Name	No	No constraints
Subject Key Identifier	No	«The leftmost 160-bits of the SHA-256 hash of the value of the BIT STRING subjectPublicKey» as described in RFC 7093 section 2

Multiuse algorithm constraints

All multiuse profiles support the following key and signature algorithms.

Key algorithm	Signature algorithm
ECDSA P-256	ecdsa-with-SHA256
ECDSA P-384	ecdsa-with-SHA384

Key algorithm	Signature algorithm
ECDSA P-521	ecdsa-with-SHA512
RSA 2048	sha256WithRSAEncryption
RSA 3072	sha256WithRSAEncryption
RSA 4096	sha512WithRSAEncryption

Multiuse distinguished names

PKIaaS has no restriction on Distinguished Names (DNs) per certificate profile. All certificate profiles support the following identifiers.

Alias	OID
'CN' 'CommonName'	2.5.4.3
'SN' 'SurName'	2.5.4.4
'SERIALNUMBER' 'DeviceSerialNumber'	2.5.4.5
'C' 'Country'	2.5.4.6
'L' 'Locality'	2.5.4.7
'ST' 'S' 'State'	2.5.4.8
'STREET' 'StreetAddress'	2.5.4.9
'O' 'Org' 'Organization'	2.5.4.10
'OU' 'OrganizationalUnit' 'OrganizationUnit' 'OrgUnit'	2.5.4.11
'T' 'Title'	2.5.4.12
'BUSINESSCATEGORY'	2.5.4.15
'POSTALCODE'	2.5.4.17

Alias	OID
'givenName' 'G'	2.5.4.42
'I' 'Initials'	2.5.4.43
'ORGANIZATIONIDENTIFIER'	2.5.4.97
'UID'	0.9.2342.19200300.100.1.1
'DC' 'DomainComponent'	0.9.2342.19200300.100.1.25
'Email' 'E'	1.2.840.113549.1.9.1
'unstructuredName'	1.2.840.113549.1.9.2
'unstructuredAddress'	1.2.840.113549.1.9.8
'JurisdictionOfIncorporationLocalityName'	1.3.6.1.4.1.311.60.2.1.1
'JurisdictionOfIncorporationStateOrProvinceName'	1.3.6.1.4.1.311.60.2.1.2
'JurisdictionOfIncorporationCountryName'	1.3.6.1.4.1.311.60.2.1.3
'TrademarkOfficeName'	1.3.6.1.4.1.53087.1.2
'TrademarkCountryOrRegionName'	1.3.6.1.4.1.53087.1.3
'TrademarkRegistration'	1.3.6.1.4.1.53087.1.4
'LegalEntityIdentifier'	1.3.6.1.4.1.53087.1.5
'WordMark'	1.3.6.1.4.1.53087.1.6
'MarkType'	1.3.6.1.4.1.53087.1.13
'StatuteCountryName'	1.3.6.1.4.1.53087.3.2
'StatuteStateOrProvinceName'	1.3.6.1.4.1.53087.3.3

Alias	OID
'StatuteLocalityName'	1.3.6.1.4.1.53087.3.4
'StatuteCitation'	1.3.6.1.4.1.53087.3.5
'StatuteURL'	1.3.6.1.4.1.53087.3.6

Private SSL (ACMEv2) certificate profiles

PKIaaS provides the following Private SSL (ACMEv2) certificate profiles.

- `privatessl-tls-client`
- `privatessl-tls-client-server`
- `privatessl-tls-client-server-data-encipherment`
- `privatessl-tls-client-server-supply-san`
- `privatessl-tls-server`
- `privatessl-tls-server-supply-san`

These profiles support the following features.

- [Private SSL use cases](#)
- [Private SSL key usages](#)
- [Private SSL fill_san_dns_with_cn](#)
- [Private SSL request extensions](#)
- [Private SSL certificate fields](#)
- [Private SSL certificate extensions](#)
- [Private SSL algorithm constraints](#)
- [Private SSL distinguished names](#)

Private SSL use cases

All private SSL profiles support the following use cases.

ECS Enterprise UI	CA Gateway API	Entrust-hosted Enrollment Gateway	On-prem Enrollment Gateway
✓	✓	✗	✓

Private SSL key usages

See below the Key Usage and Extended Key Usage (EKU) extension values each private SSL profile supports.

Profile	Key Usage	Extended Key Usage
privatesl-tls-client	Digital Signature	TLS client authentication (1.3.6.1.5.5.7.3.2)
privatesl-tls-client-server	Digital Signature	TLS client authentication (1.3.6.1.5.5.7.3.2) TLS server authentication (1.3.6.1.5.5.7.3.1)
privatesl-tls-client-server-data-encipherment	Digital Signature, Data Encipherment	TLS client authentication (1.3.6.1.5.5.7.3.2) TLS server authentication (1.3.6.1.5.5.7.3.1)
privatesl-tls-client-server-supply-san	Digital Signature	TLS client authentication (1.3.6.1.5.5.7.3.2) TLS server authentication (1.3.6.1.5.5.7.3.1)
privatesl-tls-server	Digital Signature	TLS server authentication (1.3.6.1.5.5.7.3.1)
privatesl-tls-server-supply-san	Digital Signature	TLS server authentication (1.3.6.1.5.5.7.3.1)

Private SSL fill_san_dns_with_cn

When the `fill_san_dns_with_cn` parameter is `True`, the profile copies in the `SubjectAltname` extension all the `CN` fields:

- included in the `Subject` extension, and
- not already in the `SubjectAltname` extension (to avoid duplicated entries).

See below the value of this parameter in each profile.

Profile	fill_san_dns_with_cn
privatesl-tls-client	False
privatesl-tls-client-server	False
privatesl-tls-client-server-data-encipherment	False

Profile	fill_san_dns_with_cn
privatessl-tls-client-server-supply-san	True
privatessl-tls-server	False
privatessl-tls-server-supply-san	True

Private SSL request extensions

All private SSL profiles support the following non-critical extensions in request.

Extension Name	Extension OID
Application Policies	1.3.6.1.4.1.311.21.10
Certificate Policies	2.5.29.32

Private SSL certificate fields

All Private SSL profiles set the following certificate fields.

Field	Value
Issuer	Customer's subordinate issuing CA.
Subject	No constraint.
Validity period	Less than or equal to the expiry of the issuing CA. Defaults to 1 year if not specified in the request.

Private SSL certificate extensions

All private SSL profiles set the following certificate extensions.

Extension	Critical	Value
AIA	No	Supplied if the customer enables OCSP when creating the CA

Extension	Critical	Value
Authority Key Identifier	No	Matches subjectKeyIdentifier of the signing certificate
Basic Constraints	Yes	cA =False
CRL Distribution Points	No	Always present
Subject Alternative Name	No	No constraints
Subject Key Identifier	No	«The leftmost 160-bits of the SHA-256 hash of the value of the BIT STRING subjectPublicKey» as described in RFC 7093 section 2

Private SSL algorithm constraints

All private SSL profiles support the following key and signature algorithms.

Key algorithm	Signature algorithm
ECDSA P-256	ecdsa-with-SHA256
ECDSA P-384	ecdsa-with-SHA384
ECDSA P-521	ecdsa-with-SHA512
RSA 2048	sha256WithRSAEncryption
RSA 3072	sha256WithRSAEncryption
RSA 4096	sha512WithRSAEncryption

Private SSL distinguished names

PKIaaS has no restriction on Distinguished Names (DNs) per certificate profile. All certificate profiles support the following identifiers.

Alias	OID
'CN' 'CommonName'	2.5.4.3

Alias	OID
'SN' 'SurName'	2.5.4.4
'SERIALNUMBER' 'DeviceSerialNumber'	2.5.4.5
'C' 'Country'	2.5.4.6
'L' 'Locality'	2.5.4.7
'ST' 'S' 'State'	2.5.4.8
'STREET' 'StreetAddress'	2.5.4.9
'O' 'Org' 'Organization'	2.5.4.10
'OU' 'OrganizationalUnit' 'OrganizationUnit' 'OrgUnit'	2.5.4.11
'T' 'Title'	2.5.4.12
'BUSINESSCATEGORY'	2.5.4.15
'POSTALCODE'	2.5.4.17
'givenName' 'G'	2.5.4.42
'I' 'Initials'	2.5.4.43
'ORGANIZATIONIDENTIFIER'	2.5.4.97
'UID'	0.9.2342.19200300.100.1.1
'DC' 'DomainComponent'	0.9.2342.19200300.100.1.25
'Email' 'E'	1.2.840.113549.1.9.1
'unstructuredName'	1.2.840.113549.1.9.2
'unstructuredAddress'	1.2.840.113549.1.9.8

Alias	OID
'JurisdictionOfIncorporationLocalityName'	1.3.6.1.4.1.311.60.2.1.1
'JurisdictionOfIncorporationStateOrProvinceName'	1.3.6.1.4.1.311.60.2.1.2
'JurisdictionOfIncorporationCountryName'	1.3.6.1.4.1.311.60.2.1.3
'TrademarkOfficeName'	1.3.6.1.4.1.53087.1.2
'TrademarkCountryOrRegionName'	1.3.6.1.4.1.53087.1.3
'TrademarkRegistration'	1.3.6.1.4.1.53087.1.4
'LegalEntityIdentifier'	1.3.6.1.4.1.53087.1.5
'WordMark'	1.3.6.1.4.1.53087.1.6
'MarkType'	1.3.6.1.4.1.53087.1.13
'StatuteCountryName'	1.3.6.1.4.1.53087.3.2
'StatuteStateOrProvinceName'	1.3.6.1.4.1.53087.3.3
'StatuteLocalityName'	1.3.6.1.4.1.53087.3.4
'StatuteCitation'	1.3.6.1.4.1.53087.3.5
'StatuteURL'	1.3.6.1.4.1.53087.3.6

S/MIME Secure Email certificate profiles

PKIaaS provides the following S/MIME Secure Email certificate profiles.

- smime-digital-signature-key-encipherment
- smime-key-encipherment
- smime-non-repudiation

These profiles support the following features.

- [S/MIME use cases](#)
- [S/MIME key usages](#)
- [S/MIME certificate fields](#)
- [S/MIME certificate extensions](#)

- [S/MIME algorithm constraints](#)
- [S/MIME distinguished names](#)

S/MIME use cases

All S/MIME Secure Email profiles support the following use cases.

ECS Enterprise UI	CA Gateway API	Entrust-hosted Enrollment Gateway	On-prem Enrollment Gateway
✓	✓	✗	✗

S/MIME key usages

See below the Key Usage and Extended Key Usage (EKU) extension values each profile supports.

Profile	Key Usage	Extended Key Usage
smime-digital-signature-key-encipherment	Digital Signature, Key Encipherment	TLS client authentication (1.3.6.1.5.5.7.3.2) Email Protection (1.3.6.1.5.5.7.3.4)
smime-key-encipherment	Key Encipherment	Email Protection (1.3.6.1.5.5.7.3.4)
smime-non-repudiation	Digital Signature, Non-Repudiation	Email Protection (1.3.6.1.5.5.7.3.4)

S/MIME certificate fields

All S/MIME Secure Email profiles set the following certificate fields.

Field	Value
Issuer	Customer's subordinate issuing CA.
Subject	No constraint.
Validity period	Less than or equal to the expiry of the issuing CA. Defaults to 1 year if not specified in the request.

S/MIME certificate extensions

All S/MIME Secure Email profiles set the following certificate extensions.

Extension	Critical	Value
AIA	No	Supplied if the customer enables OCSP when creating the CA
Authority Key Identifier	No	Matches subjectKeyIdentifier of the signing certificate
Basic Constraints	Yes	cA =False
CRL Distribution Points	No	Always present
Subject Alternative Name	No	No constraints
Subject Key Identifier	No	«The leftmost 160-bits of the SHA-256 hash of the value of the BIT STRING subjectPublicKey» as described in RFC 7093 section 2

S/MIME algorithm constraints

All S/MIME Secure Email profiles support the following key and signature algorithms.

Key algorithm	Signature algorithm
ECDSA P-256	ecdsa-with-SHA256
ECDSA P-384	ecdsa-with-SHA384
ECDSA P-521	ecdsa-with-SHA512
RSA 2048	sha256WithRSAEncryption
RSA 3072	sha256WithRSAEncryption
RSA 4096	sha512WithRSAEncryption

S/MIME distinguished names

PKIaaS has no restriction on Distinguished Names (DNs) per certificate profile. All certificate profiles support the following identifiers.

Alias	OID
'CN' 'CommonName'	2.5.4.3
'SN' 'SurName'	2.5.4.4
'SERIALNUMBER' 'DeviceSerialNumber'	2.5.4.5
'C' 'Country'	2.5.4.6
'L' 'Locality'	2.5.4.7
'ST' 'S' 'State'	2.5.4.8
'STREET' 'StreetAddress'	2.5.4.9
'O' 'Org' 'Organization'	2.5.4.10
'OU' 'OrganizationalUnit' 'OrganizationUnit' 'OrgUnit'	2.5.4.11
'T' 'Title'	2.5.4.12
'BUSINESSCATEGORY'	2.5.4.15
'POSTALCODE'	2.5.4.17
'givenName' 'G'	2.5.4.42
'I' 'Initials'	2.5.4.43
'ORGANIZATIONIDENTIFIER'	2.5.4.97
'UID'	0.9.2342.19200300.100.1.1
'DC' 'DomainComponent'	0.9.2342.19200300.100.1.25
'Email' 'E'	1.2.840.113549.1.9.1
'unstructuredName'	1.2.840.113549.1.9.2

Alias	OID
'unstructuredAddress'	1.2.840.113549.1.9.8
'JurisdictionOfIncorporationLocalityName'	1.3.6.1.4.1.311.60.2.1.1
'JurisdictionOfIncorporationStateOrProvinceName'	1.3.6.1.4.1.311.60.2.1.2
'JurisdictionOfIncorporationCountryName'	1.3.6.1.4.1.311.60.2.1.3
'TrademarkOfficeName'	1.3.6.1.4.1.53087.1.2
'TrademarkCountryOrRegionName'	1.3.6.1.4.1.53087.1.3
'TrademarkRegistration'	1.3.6.1.4.1.53087.1.4
'LegalEntityIdentifier'	1.3.6.1.4.1.53087.1.5
'WordMark'	1.3.6.1.4.1.53087.1.6
'MarkType'	1.3.6.1.4.1.53087.1.13
'StatuteCountryName'	1.3.6.1.4.1.53087.3.2
'StatuteStateOrProvinceName'	1.3.6.1.4.1.53087.3.3
'StatuteLocalityName'	1.3.6.1.4.1.53087.3.4
'StatuteCitation'	1.3.6.1.4.1.53087.3.5
'StatuteURL'	1.3.6.1.4.1.53087.3.6

SCEP certificate profiles

PKIaaS provides the following SCEP (Simple Certificate Enrollment Protocol) certificate profiles.

- scep-digital-signature
- scep-digital-signature-key-encipherment
- scep-key-encipherment
- scep-non-repudiation

These profiles support the following features.

- [SCEP use cases](#)
- [SCEP key usages](#)
- [SCEP request extensions](#)
- [SCEP certificate fields](#)
- [SCEP certificate extensions](#)
- [SCEP algorithm constraints](#)
- [SCEP distinguished names](#)

SCEP use cases

All SCEP profiles support the following use cases.

ECS Enterprise UI	CA Gateway API	Entrust-hosted Enrollment Gateway	On-prem Enrollment Gateway
✓	✓	✗	✓

SCEP key usages

See below the Key Usage extension values each profile supports.

Profile	Key Usage
scep-digital-signature	Digital Signature
scep-digital-signature-key-encipherment	Digital Signature, Key Encipherment
scep-key-encipherment	Key Encipherment
scep-non-repudiation	Digital Signature, Non-Repudiation

SCEP request extensions

All SCEP profiles support the following non-critical extensions in request.

Extension name	Extension OID
Certificate Policies	2.5.29.32
Extended Key Usage	2.5.29.37
Application Policies	1.3.6.1.4.1.311.21.10

Extension name	Extension OID
Smime Capabilities	1.2.840.113549.1.9.15
MSTemplateOID	1.3.6.1.4.1.311.21.7
MSTemplateName	1.3.6.1.4.1.311.20.2
szOID_NTDS_CA_SECURITY_EXT	1.3.6.1.4.1.311.25.2

SCEP certificate fields

All SCEP profiles set the following certificate fields.

Field	Value
Issuer	Customer's subordinate issuing CA.
Subject	No constraint.
Validity period	Less than or equal to the expiry of the issuing CA. Defaults to 1 year if not specified in the request.

SCEP certificate extensions

All SCEP profiles set the following certificate extensions.

Extension	Critical	Value
AIA	No	Supplied if the customer enables OCSP when creating the CA
Authority Key Identifier	No	Matches subjectKeyIdentifier of the signing certificate
Basic Constraints	Yes	cA=False
CRL Distribution Points	No	Always present
Extended Key Usage	No	No constraints

Extension	Critical	Value
Subject Alternative Name	No	No constraints
Subject Key Identifier	No	«The leftmost 160-bits of the SHA-256 hash of the value of the BIT STRING subjectPublicKey» as described in RFC 7093 section 2

SCEP algorithm constraints

All SCEP profiles support the following key and signature algorithms.

Key algorithm	Signature algorithm
ECDSA P-256	ecdsa-with-SHA256
ECDSA P-384	ecdsa-with-SHA384
ECDSA P-521	ecdsa-with-SHA512
RSA 2048	sha256WithRSAEncryption
RSA 3072	sha256WithRSAEncryption
RSA 4096	sha512WithRSAEncryption

SCEP distinguished names

PKIaaS has no restriction on Distinguished Names (DNs) per certificate profile. All certificate profiles support the following identifiers.

Alias	OID
'CN' 'CommonName'	2.5.4.3
'SN' 'SurName'	2.5.4.4
'SERIALNUMBER' 'DeviceSerialNumber'	2.5.4.5
'C' 'Country'	2.5.4.6

Alias	OID
'L' 'Locality'	2.5.4.7
'ST' 'S' 'State'	2.5.4.8
'STREET' 'StreetAddress'	2.5.4.9
'O' 'Org' 'Organization'	2.5.4.10
'OU' 'OrganizationalUnit' 'OrganizationUnit' 'OrgUnit'	2.5.4.11
'T' 'Title'	2.5.4.12
'BUSINESSCATEGORY'	2.5.4.15
'POSTALCODE'	2.5.4.17
'givenName' 'G'	2.5.4.42
'I' 'Initials'	2.5.4.43
'ORGANIZATIONIDENTIFIER'	2.5.4.97
'UID'	0.9.2342.19200300.100.1.1
'DC' 'DomainComponent'	0.9.2342.19200300.100.1.25
'Email' 'E'	1.2.840.113549.1.9.1
'unstructuredName'	1.2.840.113549.1.9.2
'unstructuredAddress'	1.2.840.113549.1.9.8
'JurisdictionOfIncorporationLocalityName'	1.3.6.1.4.1.311.60.2.1.1
'JurisdictionOfIncorporationStateOrProvinceName'	1.3.6.1.4.1.311.60.2.1.2
'JurisdictionOfIncorporationCountryName'	1.3.6.1.4.1.311.60.2.1.3

Alias	OID
'TrademarkOfficeName'	1.3.6.1.4.1.53087.1.2
'TrademarkCountryOrRegionName'	1.3.6.1.4.1.53087.1.3
'TrademarkRegistration'	1.3.6.1.4.1.53087.1.4
'LegalEntityIdentifier'	1.3.6.1.4.1.53087.1.5
'WordMark'	1.3.6.1.4.1.53087.1.6
'MarkType'	1.3.6.1.4.1.53087.1.13
'StatuteCountryName'	1.3.6.1.4.1.53087.3.2
'StatuteStateOrProvinceName'	1.3.6.1.4.1.53087.3.3
'StatuteLocalityName'	1.3.6.1.4.1.53087.3.4
'StatuteCitation'	1.3.6.1.4.1.53087.3.5
'StatuteURL'	1.3.6.1.4.1.53087.3.6

Smartcard certificate profiles

PKIaaS provides the following smartcard certificate profiles.

- smartcard-card-authentication
- smartcard-digital-signature
- smartcard-domain-controller
- smartcard-key-management
- smartcard-piv-authentication
- smartcard-piv-content-signing

These profiles support the following features.

- [Smartcard use cases](#)
- [Smartcard key usages and request extensions](#)
- [Smartcard certificate fields](#)
- [Smartcard certificate extensions](#)
- [Smartcard algorithm constraints](#)
- [Smartcard distinguished names](#)

Smartcard use cases

All smartcard profiles support the following use cases.

ECS Enterprise UI	CA Gateway API	Entrust-hosted Enrollment Gateway	On-prem Enrollment Gateway
✓	✓	✗	✗

Smartcard key usages and request extensions

See below the Key Usage and Extended Key Usage (EKU) extension values each smartcard profile supports.

Profile	Key Usage	Extended Key Usage	Allowed in request
smartcard-card-authentication	Digital Signature	No constraints	PIV Interim Indicator (2.16.840.1.101.3.6.9.1) Security ID (1.3.6.1.4.1.311.25.2)
smartcard-digital-signature	Digital Signature, Non-Repudiation	No constraints	PIV Interim Indicator (2.16.840.1.101.3.6.9.1) Security ID (1.3.6.1.4.1.311.25.2)
smartcard-domain-controller	Digital Signature, Key Encipherment	TLS server authentication (1.3.6.1.5.5.7.3.1) TLS client authentication (1.3.6.1.5.5.7.3.2)	—
smartcard-key-management	Key Encipherment	No constraints	PIV Interim Indicator (2.16.840.1.101.3.6.9.1) Security ID (1.3.6.1.4.1.311.25.2)
smartcard-piv-authentication	Digital Signature	Any Extended Key Usage (2.5.29.37.0) Microsoft Smart Card Login (1.3.6.1.4.1.311.20.2.2) TLS client authentication (1.3.6.1.5.5.7.3.2)	PIV Interim Indicator (2.16.840.1.101.3.6.9.1) Security ID (1.3.6.1.4.1.311.25.2)

Profile	Key Usage	Extended Key Usage	Allowed in request
smartcard-piv-content-signing	Digital Signature, Non-Repudiation	No constraints	—

Smartcard certificate fields

All smartcard profiles set the following certificate fields.

Field	Value
Issuer	Customer's subordinate issuing CA.
Subject	No constraint.
Validity period	Less than or equal to the expiry of the issuing CA. Defaults to 1 year if not specified in the request.

Smartcard certificate extensions

All smartcard profiles set the following certificate extensions.

Extension	Critical	Value
AIA	No	Supplied if the customer enables OCSP when creating the CA
Authority Key Identifier	No	Matches subjectKeyIdentifier of the signing certificate
Basic Constraints	Yes	cA =False
CRL Distribution Points	No	Always present
Subject Alternative Name	No	No constraints
Subject Key Identifier	No	«The leftmost 160-bits of the SHA-256 hash of the value of the BIT STRING subjectPublicKey» as described in RFC 7093 section 2

Smartcard algorithm constraints

All smartcard profiles support the following key and signature algorithms.

Key algorithm	Signature algorithm
ECDSA P-256	ecdsa-with-SHA256
ECDSA P-384	ecdsa-with-SHA384
ECDSA P-521	ecdsa-with-SHA512
RSA 2048	sha256WithRSAEncryption
RSA 3072	sha256WithRSAEncryption
RSA 4096	sha512WithRSAEncryption

Smartcard distinguished names

PKIaaS has no restriction on Distinguished Names (DNs) per certificate profile. All certificate profiles support the following identifiers.

Alias	OID
'CN' 'CommonName'	2.5.4.3
'SN' 'SurName'	2.5.4.4
'SERIALNUMBER' 'DeviceSerialNumber'	2.5.4.5
'C' 'Country'	2.5.4.6
'L' 'Locality'	2.5.4.7
'ST' 'S' 'State'	2.5.4.8
'STREET' 'StreetAddress'	2.5.4.9
'O' 'Org' 'Organization'	2.5.4.10
'OU' 'OrganizationalUnit' 'OrganizationUnit' 'OrgUnit'	2.5.4.11

Alias	OID
'T' 'Title'	2.5.4.12
'BUSINESSCATEGORY'	2.5.4.15
'POSTALCODE'	2.5.4.17
'givenName' 'G'	2.5.4.42
'I' 'Initials'	2.5.4.43
'ORGANIZATIONIDENTIFIER'	2.5.4.97
'UID'	0.9.2342.19200300.100.1.1
'DC' 'DomainComponent'	0.9.2342.19200300.100.1.25
'Email' 'E'	1.2.840.113549.1.9.1
'unstructuredName'	1.2.840.113549.1.9.2
'unstructuredAddress'	1.2.840.113549.1.9.8
'JurisdictionOfIncorporationLocalityName'	1.3.6.1.4.1.311.60.2.1.1
'JurisdictionOfIncorporationStateOrProvinceName'	1.3.6.1.4.1.311.60.2.1.2
'JurisdictionOfIncorporationCountryName'	1.3.6.1.4.1.311.60.2.1.3
'TrademarkOfficeName'	1.3.6.1.4.1.53087.1.2
'TrademarkCountryOrRegionName'	1.3.6.1.4.1.53087.1.3
'TrademarkRegistration'	1.3.6.1.4.1.53087.1.4
'LegalEntityIdentifier'	1.3.6.1.4.1.53087.1.5
'WordMark'	1.3.6.1.4.1.53087.1.6

Alias	OID
'MarkType'	1.3.6.1.4.1.53087.1.13
'StatuteCountryName'	1.3.6.1.4.1.53087.3.2
'StatuteStateOrProvinceName'	1.3.6.1.4.1.53087.3.3
'StatuteLocalityName'	1.3.6.1.4.1.53087.3.4
'StatuteCitation'	1.3.6.1.4.1.53087.3.5
'StatuteURL'	1.3.6.1.4.1.53087.3.6

V2G certificate profiles

PKIaaS provides the following V2G (Vehicle-to-Grid) certificate profiles

- v2g-supply-equipment
- v2g-user-identity

These profiles support the following features.

- [V2G use cases](#)
- [V2G key usages and validity periods](#)
- [V2G certificate fields](#)
- [V2G certificate extensions](#)
- [V2G algorithm constraints](#)
- [V2G distinguished names](#)

V2G use cases

All V2G profiles support the following use cases.

ECS Enterprise UI	CA Gateway API	Entrust-hosted Enrollment Gateway	On-prem Enrollment Gateway
✓	✓	✗	✗

V2G key usages and validity periods

See below the Key Usage, Extended Key Usage (EKU), and certificate validity period each profile supports.

Profile	Key Usage	Extended Key Usage	Validity period
v2g-supply-equipment	Digital Signature, Key Agreement	TLS server authentication (1.3.6.1.5.5.7.3.1)	1 year
v2g-user-identity	Digital Signature, Non-Repudiation	—	2 year

V2G certificate fields

All V2G profiles set the following certificate fields.

Field	Value
Issuer	The customer's subordinate issuing-CA
Subject	No constraint

V2G certificate extensions

All V2G profiles set the following certificate extensions.

Extension	Critical	Value
AIA	No	Supplied if the customer enables OCSP when creating the CA
Authority Key Identifier	No	Matches subjectKeyIdentifier of the signing certificate
Basic Constraints	Yes	cA =False
CRL Distribution Points	No	Always present
Subject Alternative Name	No	No constraints
Subject Key Identifier	No	«The leftmost 160-bits of the SHA-256 hash of the value of the BIT STRING subjectPublicKey» as described in RFC 7093 section 2

V2G algorithm constraints

All V2G profiles support the following key and signature algorithms.

Key algorithm	Signature algorithm
ECDSA P-256	ecdsa-with-SHA256
ECDSA P-384	ecdsa-with-SHA384
ECDSA P-521	ecdsa-with-SHA512
RSA 2048	sha256WithRSAEncryption
RSA 3072	sha256WithRSAEncryption
RSA 4096	sha512WithRSAEncryption

V2G distinguished names

PKIaaS has no restriction on Distinguished Names (DNs) per certificate profile. All certificate profiles support the following identifiers.

Alias	OID
'CN' 'CommonName'	2.5.4.3
'SN' 'SurName'	2.5.4.4
'SERIALNUMBER' 'DeviceSerialNumber'	2.5.4.5
'C' 'Country'	2.5.4.6
'L' 'Locality'	2.5.4.7
'ST' 'S' 'State'	2.5.4.8
'STREET' 'StreetAddress'	2.5.4.9
'O' 'Org' 'Organization'	2.5.4.10
'OU' 'OrganizationalUnit' 'OrganizationUnit' 'OrgUnit'	2.5.4.11

Alias	OID
'T' 'Title'	2.5.4.12
'BUSINESSCATEGORY'	2.5.4.15
'POSTALCODE'	2.5.4.17
'givenName' 'G'	2.5.4.42
'I' 'Initials'	2.5.4.43
'ORGANIZATIONIDENTIFIER'	2.5.4.97
'UID'	0.9.2342.19200300.100.1.1
'DC' 'DomainComponent'	0.9.2342.19200300.100.1.25
'Email' 'E'	1.2.840.113549.1.9.1
'unstructuredName'	1.2.840.113549.1.9.2
'unstructuredAddress'	1.2.840.113549.1.9.8
'JurisdictionOfIncorporationLocalityName'	1.3.6.1.4.1.311.60.2.1.1
'JurisdictionOfIncorporationStateOrProvinceName'	1.3.6.1.4.1.311.60.2.1.2
'JurisdictionOfIncorporationCountryName'	1.3.6.1.4.1.311.60.2.1.3
'TrademarkOfficeName'	1.3.6.1.4.1.53087.1.2
'TrademarkCountryOrRegionName'	1.3.6.1.4.1.53087.1.3
'TrademarkRegistration'	1.3.6.1.4.1.53087.1.4
'LegalEntityIdentifier'	1.3.6.1.4.1.53087.1.5
'WordMark'	1.3.6.1.4.1.53087.1.6

Alias	OID
'MarkType'	1.3.6.1.4.1.53087.1.13
'StatuteCountryName'	1.3.6.1.4.1.53087.3.2
'StatuteStateOrProvinceName'	1.3.6.1.4.1.53087.3.3
'StatuteLocalityName'	1.3.6.1.4.1.53087.3.4
'StatuteCitation'	1.3.6.1.4.1.53087.3.5
'StatuteURL'	1.3.6.1.4.1.53087.3.6


18 Post-quantum Lab experimental region

PKIaaS customers can test the algorithms listed in the post-quantum (PQ) cryptography standard of the NIST (National Institute of Standards and Technology).

<https://www.nist.gov/programs-projects/post-quantum-cryptography>

Specifically, Entrust provides a "PQ Lab" sandbox experimental region to create CA hierarchies (root CA + issuing CA). This region has the limitations described in the following table.

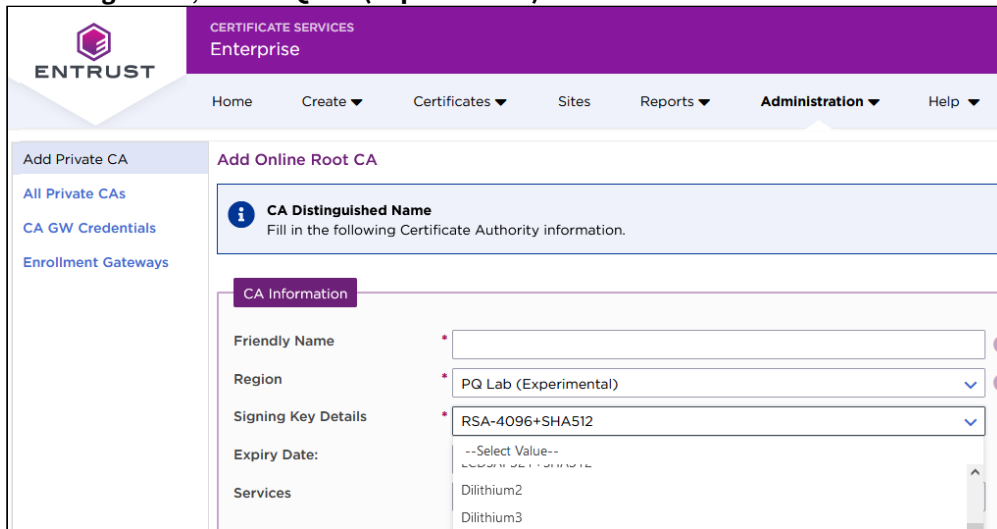
Feature	PQ Lab limitations
Key generation mechanism	liboqs (https://openquantumsafe.org/liboqs) open-source software library for post-quantum keys; Entrust nShield HSMs for RSA and ECDSA keys. In future releases, PKIaaS will support post-quantum key generation using Entrust nShield HSMs.
PKIaaS Certificate Practice Statement and associated terms	Do not apply.
CA validity	A maximum of 6 months.
External CAs onboarding	Not supported.
Region and Data availability	Not guaranteed.
Enrollment Gateway	Not supported. The PQ Lab region does not support customer-hosted (on-premises) or Entrust-hosted enrollment gateway features.
Licensing	CAs and Certificates issued under the PQ Lab region consume the same CA and certificate licenses as in the US and EU regions.

 Entrust might rebuild the PQ Lab region from time to time to reflect the latest changes from the post-quantum standards initiatives. On these occasions, your data in this region might be destroyed. We don't recommend deploying post-quantum CAs and certificates to your production environment.

To test post-quantum algorithms with the PQ Lab region

1. Make sure you have unused licenses to issue an online root CA/issuing CA and certificates.


- In the **Region** list, select **PQ Lab (Experimental)**.




The screenshot shows the 'Add Online Root CA' page in the Entrust Certificate Services Enterprise interface. The page has a purple header with the Entrust logo and navigation links: Home, Create, Certificates, Sites, Reports, Administration, and Help. On the left, there are links for 'Add Private CA', 'All Private CAs', 'CA GW Credentials', and 'Enrollment Gateways'. The main content area is titled 'Add Online Root CA' and contains a section for 'CA Distinguished Name' with the instruction 'Fill in the following Certificate Authority information.' Below this is a 'CA Information' section with several fields: 'Friendly Name' (text input), 'Region' (dropdown menu set to 'PQ Lab (Experimental)'), 'Signing Key Details' (dropdown menu set to 'RSA-4096+SHA512'), 'Expiry Date' (dropdown menu set to '--Select Value--'), and 'Services' (list box containing 'Dilithium2' and 'Dilithium3').

- Select a post-quantum algorithm in the **Signing Key Details** list.
- Fill in the rest of the fields described in [Creating an online root CA](#).
- Follow the steps described in [Creating an issuing CA under an online root CA](#).
- Create a certificate request, for example, using the [openquantumsafe/oqs-openssl3](#) tool. Alternatively, you can copy one of the below sample requests.

- [Pure post-quantum algorithms](#)
 - [Dilithium2 \(1.3.6.1.4.1.2.267.7.4.4\)](#)
 - [Dilithium3 \(1.3.6.1.4.1.2.267.7.6.5\)](#)
 - [Dilithium5 \(1.3.6.1.4.1.2.267.7.8.7\)](#)
 - [Falcon-512 \(1.3.9999.3.6\)](#)
 - [Falcon-1024 \(1.3.9999.3.9\)](#)
 - [SLH-DSA-SHA2-128f-ipd \(1.3.9999.6.4.13\)](#)
 - [SLH-DSA-SHA2-128s-ipd \(1.3.9999.6.4.16\)](#)
 - [SLH-DSA-SHA2-192f-ipd \(1.3.9999.6.5.10\)](#)
 - [SLH-DSA-SHA2-192s-ipd \(1.3.9999.6.5.12\)](#)
 - [SLH-DSA-SHA2-256f-ipd \(1.3.9999.6.6.10\)](#)
 - [SLH-DSA-SHA2-256s-ipd \(1.3.9999.6.6.12\)](#)
- [Explicit composite algorithms](#)
 - [Dilithium3-ECDSA-P256-SHA256 \(2.16.840.1.114027.80.5.1.2\)](#)
 - [Dilithium3-RSA3072-PKCS15-SHA256 \(2.16.840.1.114027.80.5.1.1\)](#)
 - [Dilithium5-ECDSA-P384-SHA384 \(2.16.840.1.114027.80.5.1.5\)](#)
 - [Falcon512-ECDSA-P256-SHA256 \(2.16.840.1.114027.80.5.1.8\)](#)

 The Certificate Authorities of the PQ Lab region can also issue RSA and ECDSA certificates; use your existing tools to generate requests for these certificates.

- Issue end-entity certificates using either:
 - Entrust Certificate Services Enterprise, as explained in [Processing a Certificate Signing Request](#).
 - The API described in [Accessing the CA Gateway API](#).

 In the current version, PKIaaS does not support issuing post-quantum certificates in PKCS #12 format.

Pure post-quantum algorithms

See below sample requests for the supported pure post-quantum algorithms.

- [Dilithium2 \(1.3.6.1.4.1.2.267.7.4.4\)](#)
- [Dilithium3 \(1.3.6.1.4.1.2.267.7.6.5\)](#)
- [Dilithium5 \(1.3.6.1.4.1.2.267.7.8.7\)](#)
- [Falcon-512 \(1.3.9999.3.6\)](#)
- [Falcon-1024 \(1.3.9999.3.9\)](#)
- [SLH-DSA-SHA2-128f-ipd \(1.3.9999.6.4.13\)](#)
- [SLH-DSA-SHA2-128s-ipd \(1.3.9999.6.4.16\)](#)
- [SLH-DSA-SHA2-192f-ipd \(1.3.9999.6.5.10\)](#)
- [SLH-DSA-SHA2-192s-ipd \(1.3.9999.6.5.12\)](#)
- [SLH-DSA-SHA2-256f-ipd \(1.3.9999.6.6.10\)](#)
- [SLH-DSA-SHA2-256s-ipd \(1.3.9999.6.6.12\)](#)

Dilithium2 (1.3.6.1.4.1.2.267.7.4.4)

Use the following CSR and keys to test the Dilithium2 post-quantum algorithm with the 1.3.6.1.4.1.2.267.7.4.4 object identifier (OID).

- [Sample CSR to test the Dilithium2 post-quantum algorithm](#)
- [Sample public key to test the Dilithium2 post-quantum algorithm](#)
- [Sample private key to test the Dilithium2 post-quantum algorithm](#)

Sample CSR to test the Dilithium2 post-quantum algorithm

Use the following CSR to test the Dilithium2 post-quantum algorithm.

dil2csr.pem

```
-----BEGIN CERTIFICATE REQUEST-----
MIIPBjCCBXgCAQAwOzELMAKGA1UEBhMCQ0ExEDA0BgNVBAsTB0VudHJ1c3QxGjAY
BgNVBAMTEURpbG0aG1bTJFbmlVc2V2YmIIFNDANBgSRBgEEAQKCCwEBAOCBSEA
AZnPjDsGaAF4AerAeDZsYGG2dGtBweRC+DbUB9RepHQmHwq0CaIndIBkmfxzGn99
k/WwUkPozyL9IL2Y9aXYyMexUa1WqHY8XUidNgqii5Z/at/ljCinavF11xAZPALF
oDeJbCzKv78gCJUgJfFEVfVv22LWHJ4+OvK94FcSA8R6DXvCkAth5yQwnTS9xgTE
c0TbvKw2DbYfoqFX6A8LEEUfUqLuMAqU7ILXKkqT5Q/oBJn6zwwDFH8vJb0H7Tco
cJYQBku4Bn8kg2StQJ1RTLKqKjoakWIYSA0G7BoPATxxpBC8I+C3jjqk/3nwpFoZ
zN08mDVaserlp/mHnEpCmdfBJnGLpaoyKlNg9Y/z0uaGJi4/r9LzXbenaPs4rkUV
GvvRccZzjmRAoGvA/Yyp9vceHw1E0pwAIHK3aDI86aZ52b42ql32HcxF3Pfm7v8
bJziS0c9E0bP786JvVPY/sXUHTdzw/xjRn16850dfI5KgKuKc2YEcdljWxoZ2gTs
dF76Kyjj5sePflurUl5wLbZbEsF04ziSJT18a+sm6nPDjXeiuPWhfTXqjXyxkk0
/z6if7W2Qmzqgru8kYd/E0xmfB0JGIDSP4onokzaPAj5Tt2j6hlFugZQAcIa3XGb
20ziUeQmo8Iz/o03mDqRIh/aNvSLZxHgI2P7KTLhBlvVmSdyvV3IoPT6kmlk0Sma
bUQLGaW5+UPLcvSey3fA671IH/L6d1+0/BDEVqnMMdyVeGrKEXex0flp0E9aI/rI
A4oa2kEY+vkxpkk/QSinU1eD3silJUsEfZbxhrc6NgJMdekZZNxZ7jLfEczFHknb
+sQnGRTLGuAIInE6AQ/I8o7meBNwXa2xwVmn7zb79flWAW+SKBD+1KNytEF2/F3Z+
gdYKtffXyJU2HsIXMIcaBXKQfQuMTHgA+UZqrS7IFNWEWm7dfAGIFaHhXqtm0Fdt
hA6AbBQox+NyqsD8XeUWrTB28CF1C/Um5hjiClS+ifP5/wPEC9v9tSLsoozLRxDC
eSF45SVwPQ/AuP4NFB+jQD4g39tT00ZELsFAsdHcgX3272+CDVCBjxVv82hgZzyQ
```

6s/10u++hStcGkUuCy/8axGA08HswVV50759o339Y1mPXK//X58VNOiDl6MtySAi
LYyQK5xMn8t0aZbq5fH6YcVjao/XUBhD6JX2m8gBbtTV7WQ4voExy8+FuwLABNpo
0NFXgv4l7rAQ+jiAi9cn98SC44bsytBDDfSQL9gBpZ66aKpkOeiMmYwd4mz00fFv
vYi0vZQff3JvQqAEyDyrvKx/wEUQdcNPT1rtLZ2THw3AzScgGER+0xM+XBeTRO
fkyZ8FmX29TFS5X2lF4jPjvIlelBg/zVT0yqXkzXoq2CyDBZQPtimpmbSglK30I
zFFrsTuUbtLvgs6cNUGXbS4QCcJX7JdxlPGx7ly8KjhWehdVr9w907fERYl348EO
aIujSs51+7A2ZCjccfkQUUI/FZpkERjReVTmzGlbVGqTehaIaE5Hob8Qz4bv530L
XpdVHPOyFALsJn1Iy60d90QgX6ppEDdeMPq/3rUy6Pa5CroF563DKk8d0KDYmWdd
JxA0nqq49J7A4hD6vxH+fK7U89VdXtI4jInsyZDqNmntM76Eh/H/CO5V9ejXiyNj
XefWrphhwTacEmVJcBjMNJ8GLmk5xMqnKPFUGBM+/7KfJ1pW8UbuPI98C4CR925E
WBoLsHmjFuxhozpzRyuRzzAPBgsrBgEEAQKCCwEBAUAA4IJDQDm50UljS yJDtbl
SEr3oDZzLxcoYgmKQ+WR7N8kPu8mou4bFLDnSjhUBwKM3MJ9z3BgKUFv6adPqi1m
lMFQEOrMTuY88G5ZpE9M8juS+5UUaeHdZM5E0qjMyLwuogLvpjJzn2cV9WRI1RO
nECiLRutksxNRhLIzL9luXAWz9gB7H2Yr/eXr0t/a33w2ozu69vcqZCABfQjWt8w
LLIG/rzMN2w4XAqlZjSf7oEG7ss9hMmKl0ur8zHadLst8j1RIio7NhLVBmtxVOFk
nhsbp6KoVXjWRE3KqlZG72zrvawc7cLcWZF/9mwlsKX25NSq0NH2tV/CSCu2uDqp
Ype41EV6yOz1maYRE/QHX302zVMA6nh8W1KS4d0no7Ly0Ve0PX4SAuV06uvk46xp
s+2/5yfSgqhPE2izd/u10UzX7Ytv02byFEnFh/cUCS0q6lkeukWM+q1zkn71uCOt
p0hikChmj0h70h00fRxtG7Bc2drh9FaVcC50EdtJJMvDpxQoE2BB5ySFEXLzmzGL9
ZWR/T3I8dTvBT+CQPEhvp/huNxr8LnJlGdPop5LUUxqG46bQqNJI9+3TJ8B2s4LL
XXXXId3u0PICMLEjUtIgiHiJaVNGIZHJOXJCxbPlzPzNoMQ245IaIiyEpLznA8H
CdkN38psmDh0yz8+eYtb9u+bUkUcuFrgtBR7bN2/hrSf9Wks81sPes7ncTRhSZiy
qIz71clkr3yHU5yapX1Wg0xn164XhKp8guJVte/qWoXCXX/BvcTObq9st1aDFKfd
UPtDopJnvC/xPWUM3f2xcnSG/8rsUy1D3E6q/6yN7ydl1tn+xiSvnbbn8Y3rcrMw
Ziel0MeLJJYtwveRvsE6E+WqpNYZRiNXFzyw7mkcMDJfLxL01U6HLV9dolLmnN0
zXUfMyK696KH7b1x2ZYG09C28j2rin+6BnALhXfv2ySi1NDnU5deY4aalCwH+B
Wp6/MYupU7GgJzWMq3pCGCO0mHmPAE4XDvh4oW4ddtLlxDmEV4J+6wAogPaQeH5L
/RA5inw2ZhZVW0wLp1d8Y3ZlbTuC+sUOEHE5Ye3dEynO8tssCmud3aZ1hyZJEAu
WdtJMDkV0XE1GQENi0Aaw9czIaX67UN1eLgXsBI/Ry7Q7iRFIYAf3wUk/XbWfqRb
ccox+uZEZuIEBlod+ij28Ujb9Dpwk4avgedZhLj2ihIs1pBp8kAHqd/7bxj1TXm
gigEQBDT9QSiAcD9Wd8/cIsLVK5ziqZKSsvsFHnW5deEeFakEChT0kzy9X5Snez
7fB0vKmbAmA/gcQKJ02rzu8HqnPmpWazGBMFUULKSrXyqM28Q5TanhIYWgA4/rZ3
ete+ornH3gs1829k+1Kqcl+LANfQMnqEPDFtpaMmNJ/q6hqNb30amrQfBf0rZP2G
NEBScETyHqDjB0a1alezDFwA6zv5wN5rxPPA10uNiatoBLUrwaQdDkvB2ZqPAnkE
N6yRs2yY7GIDSPLOETI+oiI9xmzt2Rt02c5SWKAKTWSFanmBDNH17Yruvz29LjOg
qA06tXWzVdgcImLE/BIRgW0W9ajOTWQHMOyv9AHGLL0GrbIuFteje0iy5x/4VV
74/bCLOiTyxeoNbF5pD0oELbs/3KD170h1i5lhaHlwxymJzrxjw4K0VpBVVXSW5N
Nr6tWCvc0csh5qzaQbbL6bg8uY1zQ3++USE6Z0cf+SFN9imxBd5xYC78fgaJVlk+
5u3NVjlnofbj1cUdPrLFObBDDYj0l82xhUg/T49Pps7he300fk4pAcrq5PxBmi5q
dTm/CLJPGt2iFtCQLe7WwySpQpTe0zY2eqsuH7oYGsRX91/vTLQXx0cuPJ97lsr0
AjPl1qAgFdpPbljBxlvTKYSpU1EaMnowkkIH/ogH4PXm7TluyCJX5fEbgp+3lgp1
NQvGLlUwN2A879fCVtxyHo4HGCPg9qLIV9kf33Ns0o4LlowSYk4f93JdykaIW6qm
YuI3hAbllSEji4VNz/kY1kWPDDrRYy1WxEkwD+K7wMk2tB58N6BJZI6tmAC8CNiR
K9Ey0L99C6RZly0Q6ht9B3/rG1LdYOBGABaq9HBhh7cuUqZSvIIDUrF9FCnkGD2Y
kizkjHqKvarkFzXqbDrU0wZ0iowIKg/9CTwyMu6PqpQ5kwUEeQ7mh0ZC+UAd5Zf
5eU7+X3ewxiDfDsIWUdRrasAqmwc8zBTtShA0At6yFj701CdhcyLYgP7JXXe88e
xlHviTANSAFEktLwzE9vC4ifl0iCseRxRjoco3CJlnUe0QFUBnhY1Nv1wqJOPk0b
7hcUVUNEV7peIDmzMORsCP/9/Dq/b4xYpv/yqnC0aUz7d8yJ9F+KmKqz50+oFDRf
KmQo8nmt+LBB0ed+J033jSyx4yImyG8VzqmQCYeRvMXN2AM05aYP1NkW3djbSkU
fxfAjPCqy+krDJ4pfUzvcjlmE9VRorbP+3hYM00BljtL37/ZmpkGPLiChjgRy1ic
+banoX9nP/n3P88zwSjHLG87MeRPGJG4eSLq6h9Et8wUESuiwx6QrsRAicDmcwst
cMvgHvlqPupL+K9SVDGZ6aV01aGJTUKownKZkzAZw9SkIWJLVnqEnZkf5PjrKG9k


```
Ky+ONKtAQtxgnqziDPjH6OuAdb6tQGIV3mikzK/nprRGgc3PZGUwn2rxZYlovjTG
6scKstRMOxyFMqusjeUIvYLPiBEFaMm7+SMyzhaR0fs8f4ieLXJnh+yR8S59k/3p
8pRxa55/T/HRQSm1v5dqW/t3a2tRot6M6tmqJsh4aF780lev0U2CuhW+b2SPvVuI
hop+N8dWRgnIrX7EVx2RZIdVlyPKmJdQkibffk3T6vV/NggBz3XAKFxlQlvv78ge
A509Mb22nmmK00zcTtVDAsmJ02GJws+4son/3Fd40gi fKNGzAGuSwcwtgMddk2M
mMUTUn3luCvFRmUKb0kFXHLlqmWkz23kM69k6DDHSIvieZrWPQp1uLArMYKvh01P
Cafp6QLS8GrVkJm6GmWHP+P9fcKyeAqr4Ba7M5pWT05PoZTP2lgem8l6IDg/wLU
H+AhXIefKO/AEx3x3s2Texo7I6a69RgBMExxip+hy/sXGjCKkqSp2dr/AgYqNTtH
SllbdoGJK5y4wMLH29r/BjA7Tl5mkJj7AAAAAAAAAAAAAAAAAAAAAAAAAAAAAAAA
AAAAAAAAChQpMg==
-----END CERTIFICATE REQUEST-----
```

Sample public key to test the Dilithium2 post-quantum algorithm

Use the following public key to test the Dilithium2 post-quantum algorithm.

dil2pub.pem

```
-----BEGIN PUBLIC KEY-----
MIIFNDANBgSrBgEEAQKCCwCEBAOCBSEAAZnPjDsGaAF4AerAeDZsYGG2dGtBweRC
+DbUB9RepHqMhwq0CaIndIBkmfxzGn99k/WwUkPozyl9IL2Y9aXYyMexUa1WqhY8
XUIdNgqii5Z/at/ljCinavF11xAZPALFoDeJbCzKv78gCJuGjFfEVfVv22LWHJ4+
OvK94FcSA8R6DXvCkATH5yQwnTS9xgTEc0TbvKw2DbYfoqFX6A8LEEUfUqLuMAQU
7ILXKkqT5Q/oBjN6zwwDFH8vJb0H7TcocJYQBku4Bn8kg2StQJ1RTLKqKjoakWIY
SA0G7BoPATxpxBC8I+C3jjqk/3nwpFoZzN08mDVaserlp/mHnEpCmdfBjNGLpaoy
KlNg9Y/z0uaGji4/r9LzXbenaPs4rkUVGvvRccZzjmRAoGvA/Yyp9vceHw1E0pwA
IHK3aId86aZ52b42qL32HcxF3Pfm7v8bJziS0c9E0bP786JvVPY/sXUHTdzw/xj
Rn16850dfI5KgKuKc2YecDljWxoZ2gTsdF76Kyjj5sePflurUl5wLbZbEsF04zIi
SJT18a+sm6nPDjXeiuPwhfTXqjXyxkk0/z6if7W2Qmqzgru8kYd/E0xmfB0JGIDS
P4onokzaPAj5Tt2j6hLFUgZQAcIa3XGb20ziUeQmo8Iz/o03mDqRIh/aNvSLZxHg
i2P7KTLhLbVvmsdyvV3IoPT6kmlk0SmabUqLgaW5+UPLcvsEY3fa671IH/L6d1+0
/BDEVqnMMdyVeGrKEXex0flp0E9aI/rIA4oa2kEY+vKxpkk/QSinU1eD3silJUsE
fZbxhrc6NgJMdekZZNz7jLFEczFHknbsQnGRTLGUAIInE6AQ/I8o7meBNwXa2xw
Vmn7zb79fLWAW+SKBD+1KNyTEF2/F3Z+gdYKtffXyJU2HsiXMIcaBXKQfQuMTHgA
+UZqrS7IFNWEmw7dfAGIFaHhxqtm0FdtA6AbBQox+NyqsD8XeUWrTB28CF1C/Um
5hjicls+ifP5/wPEC9v9tSLsoozLRxDceSF45SVwPQ/AuP4NFB+jQD4g39tT00ZE
LSfAsdHcgX3272+CDVCbjxVv82hgZzyQ6s/10u++hStcGkUuCy/8axGA08HswVv5
0759o339Y1mPXK//X58VN0idL6MtySAiLYyQK5xMn8t0aZbq5fH6YcVjao/XUBhD
6JX2m8gBbtTV7WQ4voExy8+FuwLABNpo0NFXgv4l7rAQ+jiAi9cn98SC44bsytBD
DfS QL9gBpZ66aKpk0eiMmYwd4mz00FfvYii0vZQff3JvQqAEyDyrvKx/wEUQdc
NPT1rtLZ2THw3AzScgGER+0xM+XBETROfkyZ8FmX29TFS5X2LF4jpJvIlelBbg/z
VT0yqXkzXoq2CyDBZQPtipmrbSglK30IzFFrsTuUbtLvgs6cNUGXbs4QCCJX7Jdx
lPGx7ly8KjhWehdVr9w907fERYl348E0aIujSs51+7A2ZCjqcFkQUUI/FZpkERjR
eVTmzGlbVGqTehaIaE5Hob8Qz4bv530LXpdVHPOYfALsjn1Iy60d90QgX6ppEDde
MPq/3rUy6Pa5CroF563DKk8d0KDYmWddJxA0nqq49J7A4hD6vxH+fk7U89VdXtI4
jInsyZDqNmntM76EH/H/C05V9ejXiyNjXefWrphhwTacEmVJcBjMnj8GLmk5xMqn
KPFUGBM+/7KfJ1pW8UBUPI98C4CR925EWBoLsHmJfuXhozpzRyuRzw==
-----END PUBLIC KEY-----
```

Sample private key to test the Dilithium2 post-quantum algorithm

Use the following private key to test the Dilithium2 post-quantum algorithm.

dil2priv.pem

```
-----BEGIN PRIVATE KEY-----
MIIPFgIBADANBgsrBgEEAQKCCwcEBASCDwABmc+MOWZoAXgB6sB4NmxgYbZ0a0HB
5EL4NtQH1F6kdMgFSXm2uj60RF/TKX7V3nB1pHU30E5vcQWFbuVgqpd02Aha2Ryc
1FmKBC2IqTdGEibd/Yc4MJMMInmDjYnsYeTAiLMMEbRFGDLskjygmEgI46bMogC
GJGLICxaACHCJDEipoWdgiQIQQ2QIoESEmIcQErUwiVjhAzIQFIbhHCYwm3SFOWA
QwnQKCSULCWMsIBQOGibwEEDBYwkEWmYakUKMGqJBmIiwVWJomAjBSyhFCpAFgWI
BE1UKCoKA4nhBkmiBEDQKCoRggjRNpFQAIYJgYxCiHBjBm4KlLEMwwSZEmsSFDBU
qEUTApDbGFDAmFLDRJHYJi6ZMmpZmC3RqJESA4ERQ2QALSHKMM6QyGhIMCYJMIwL
QYbKmfCISFHMWIkSSSahkC2KfKEDhykbQSobky0TonHRQoUKMwUimWiKNmyblEwA
RGEIFoUbjAwcR2QAx43RkCVJtBETxiGmLkLiImGkEpEAsSRIiHEgME0jADFgRCnU
SGLDNCBMLDDKAKJAE5BgikKiCUDKDCUspEAEGAjM2LJNHJLxi3UBhEMmU3BEkSI
qABMSGEgQAEjORCiAGUjMarhsIgbBWWZAAEQnAjw2FYgnBaAkWctSEYNFIQFijT
Rg4cSVIZsgWgpgnJiCCDoCgbFgBEhIQgkwECQhDMKAYSkuHQImLLlpELJUKZniGS
OIRARjIBIQoTNCjApHFLuEgJIhIkeYUKkQ0AJy4jM05cFgERE4BhsDEcB47KpG0J
M4kZNorDiC0JE4EJMnLZooDBRkxUoAEYoizZGABMAAwZBAFAJCKhpDBRGJFBpHDQ
lkEgpAmUtmwLIIDLbikjRUSaAlDhAk3EMIiCoIyQhHBCMG3LJA2QhIkIBI3IhmFZ
oFCLoGBLAGKCAI2gkCiTxoyJgBEDt4gjIyIkx2UTmYgaMgQAAJFJhJEZJXIKpgAS
Jg4jN1KiKCZckikMIJkNk4iIIJThnFRNIUQR0gQgIhIFE3awghLwCAiRyKMICEi
kgikJIXJpiBEomngAmKbhIzcAgkYxUGeImoCRIgkpsLcmI0cCYwhQVIEMwYkwGma
onAkKQrioA3EpAwglYgSEwHgoI3AREEj0FIHDnIjk9h1zRz98h03/p4CJi4ofP53
BYdiojQIUvDr727QsiFb+qg2kbWFP6NQC8N+yQMubpIBM1aLRKa9yewRVG1n1coy
JnSOUyZ5gCYdbBjHawpl1yr8b0U7nsZxFNxm4TtwzqKpGkCqp1Tu2onQnsG393Rl
itBiJZDLB2TsIzA9fNVUS5rP3Pfm4TsNyxT9TZSXvUAB5f0prYqBoYmXrZ+a3BVG
rKHCNVsDhOK4JLvtcz08xhqkIPJ6v6nz/YM1HnGuLaFQX3LH1IIL6nKyXFTN8J50
ENNa/SXt0sBFgDpCpXUOBTGR5zuIAHEG560nUQSeouVKgp1AM5StjyLiU0Zbopq9
8YtUp05jOwvBzsT2zzlitzewrLEZAJIqTC3KPMhUr8NQmztmMkMNMtGo2x7MfR4f
z+sT6w40DedL4dXmw6UJjELvXhCIzTrTiahlkrCdo0KukFPo2hAYdXpJb0NRzcYR
XZME0heEazLY8lkkCjw8qTF29W+8P8h1r5xaot39C0mULFX9fQUUk718BRfwkclx
YD/IALIDqPD1o81l3GHjLEok7hM/loHbknXLAdQlcEhAUKp2wWxTKdRhS1VHZbPr
umywm13gQhIFHwLVKdpQNNubU8cYCKxX/LnjhmapQw/j0Vkl1anBpk+kR5/0Jo01C
in0zzueItddZ4I0NVm7ubqq5KdpB8Y6yfdqRhP88AI33GbADLV4yhGx1M3yKsP8H
JVDyDfiY+eESHsKoU0jX6UpP7h5B3JhCDBYjm3m7wvz1Bb2MZIELY+Mc4RhmniQS
9fKRcMUSfLChpQfthzvFoRoR9T6t/kKqvyD7nhWrMKHqi98FJjSauofJTX0+qYtY
C9Ka0SjvgvZPKSSoj2X4AZqMcl1rZp9t2FDBsXLxv2/diAwsNZFd86RgU00UiX3s
GJbDSQdK0um9yy80YhLkYib3sJFB30LACVeCrCistakMdAhtRksxwZe1MFkt/gD4
VjKw+I2xwWGBS3frI1130l7y05gclFVdoP/OrR84Cai71waZZzCw2YHnZLWQvGYW
FKQVBKt9VKseI4tZCK7bBI6dQPYmB1GE6POLUeR0w1xF7EcT2/K0tJcYcz6jP+YV
eKjj0V6duC4s+LVCxgX6JLuJp7iBx1ViDhjvmdA5cqsapx4mVTEcqbmikWhSVfvF
9qbMwaewlRI3iNY087oFOZ63nJmFsI+cRBkrFLQ3Gowf836ZnEA4eXWw048KcV0g
/3jPfuAKjJXH00k+ORhCjgkK9VyXTZONqGfmGepL/hSWSkuknYuv8Rj0jGvfjbWI
n7GtnUGT39UYJCjvEdJ52chYTTVfyVGrjTZ9oQI9CNQL2Js3+Bhd40Q7omMbTUoW
CvYCiHp3zrTXyVbfb8ZdB/JaDqi80SR7RYwMeVIXq5S70QCCHsjEBkMYo0V2g7s
0TmPXfPTvyZuVylahmQcISF2PdrjSgvjsC2E1x+7vhBmThlOYZDrCw9Rbn/tuXv+
+/T/gZooF+Uiw9JrsP0reY5ruwCecSLoGXg6NuFGtp0Qsr4oBk+uR/ttbdszA59K
```

```
7A0B3V1nA4C2aZzkL++UcK7vEBWNUo8eSHYL0v8czz41R2tcTd0tw5DAmM0h+aKl
Kx7p+oFt91BykXWl lbHqQA0Pz2Vt+m5jqaSCNT9Pg+7F005ehB+bXCQBAq4EmSG
fVaqxulTjuAaYAU7FuFLf90vzPuCdyzNE/QNoehuYoYLRHRoPlo3CVJApYhunk/x
mcJmVlquTaZk0Ebc1Bn4tTki coeUPQW7uzlgnL0k5HGGMrZx9ih4zyFPV2v0hVGY
T+MmxH8WFPwzaUzmi iw7039t7hu+hTSkdL+x/jIjwh/aebpuiddB1QKvFEDybb3/
AhqQyFwJoXJQoQTcc+XLzqLB3bkrJexJWkj17TigCvyq0dx+xh7F05VLXtbFqgt
Ve0xEKw6C1Y/0kpK9hz4/YAaL8JmfWwKYxN0L/llvupaVxEWjnI8x3Iqnl iS1ana
Iu7WeLqS1CLs4IqT/Qqi7uofJhUc+b1GPetqdGvtY+7nLuWk+WI5dExeedhralix
2cBzLSWmcYmGQPc4PWAXiRxpWJzUht3eefckv3SiuDs25YC/JYPbBpcXZXBmcs5F
gIycagZw660/K7UCEvRSgGxDaz0+0tagv2ofFIgy0So8vi98i9EqhijKw/HzsqMB
GGZNG5hZMLU86QGZz4w7BmgBeAHqWg2bGBhtnRrQcHkQvg21AfUXqRjH8KtAmi
J3SAZJn8cxp/fZP1sFJD6M8pfSC9mPWL2MjHsVgtVqoWPF1InTYKooUwf2rf5Ywo
jWrxddcQGTWJRaA3iWwsyr+/IAibhoxXxFX1b9tpVhyePjryveBXEgPEeg17wpAE
4eckMJ00vcYExHNE27ysNg22H6Khv+gPJRBFH1Ki7jAKL0yC1ypKk+UP6ASZ+s8M
AxR/LyW9B+03KHCWEAZLuAZ/JINKrUCdUuyyqio6GpFiGEgDhuwaDwLccaQQvCPg
t446pP958KRAGczdPJg1WrHq5af5h5xKQpnXwSZxi6WqMipTYPWP8zrmhiYuP6/S
8123p2j70K5FFRr70XHgc45kQKBrwP2Mqfb3Hh8NRDqcACByt2gyHf0medm+Nqp
d9h3MRdz35u7/Gyc4kijnPRNGz+/Oib1T2P7F1B03c8P8Y0Z9ev0TnXy0SoCrinNm
BHA5Y1saGdoE7HRe+iso4+bHj35bq1JecC22WxLBd0MyIkiU9fGvrJupzw413orq
VoX016o18sZJDv8+on+1tkJs6oK7vJGHfxNMZnwdCRiA0j+KJ6JM2jwI+U7do+oZ
RVIGUAHCGt1xm9tM4LHKJqPCM/6Dt5g6kSI f2j b0i2cR4Itj+yky4QZb75kncr1d
yKD0+pJpZNEpmm1EJRmLuflDy3L7BGN3w0u9SB/y+ndftPwQxFapzDHcLXhgyhF3
sdH5adBPWiP6yA0KGtPBGPr5MaZJP0Eop1NXg97IpSVLBH2W8Ya30jYCTHXpGWTc
We4y3xHMxR5J2/rEJxkUyxLACJx0gEPyPK05ngTcF2tscFZp+82+/X5VgFvki gQ/
tSjcrRBdvxd2foHwCrXxv8iVNH7I lzCHGgVykH0LjEx4APL Gaq0uyBTVhJs03XwB
iBWh4carZjhXbYQ0gGwUKMfjcqra/F3lFq0wdvAhdQv1JuYY4nJUvonz+f8DxAvb
/bUi7KKMy0cQwnkheOUl cD0PwLj+DRQfo0A+IN/bU9DmRC0nwLHR3IF99u9vgg1Q
gY8Vb/NoYGc8k0rP9TrrvoUrXBPFLgsv/GsRgNPB7MFVed0+fan9/WNZj1yv/1+f
FTTog5ejLckgi2MkCucTJ/LTmmW6uXx+mHFY2qP11AYQ+iv9pvIAW7U1e1k0L6B
McvPhbsCwATAaNDRV4L+Je6wEPo4gIvXJ/fEguOG7MrQQw30kJfYAaWeumi qZDno
jJmMHeJs9NHxb72Iojr2UH39yb0KgmBg8sq7ysf8BFEXHDT09a7S2dkx8NmM0nIB
hK/tMTPlwXk0Tn5MmfBZl9vUxUuV9pReI6SbyJXpwwYP81U9MqL5M16KtsgswUUD
7YqZq20oJSt9CMxRa7E7LG7S74L0nDVB120uEAnCV+yXcZTxse5cvCo4VnoXVa/c
Pd03xEcpd+PBDmiLo0rOdfuwNmQo6nH5EFFCPxWaZBEY0XLU5sxpW1Rqk3oWiGhO
R6G/EM+G7+d9C16XVRzmmHwC7I59SMujnfdEIF+qaRA3XjD6v961Mu j2uQq6Beet
wypPHdCg2JlnXScQNJ6quPsew0IQ+r8R/n501PPVXV7S0IyJ7MmQ6jZp7T0+hIfx
/wjuVfXo14sjY13n1q6YYcE2nBJLSXAYzDSfBpTJOcTKpyj31BgTPv+ynydaVvFG
1DyPfAuAkfdurFgaJbB5iX7l4aM6c0crkc8=
-----END PRIVATE KEY-----
```

Dilithium3 (1.3.6.1.4.1.2.267.7.6.5)

Use the following CSR and keys to test the Dilithium3 post-quantum algorithm with the 1.3.6.1.4.1.2.267.7.6.5 object identifier (OID).

- [Sample CSR to test the Dilithium3 post-quantum algorithm](#)
- [Sample public key to test the Dilithium3 post-quantum algorithm](#)
- [Sample private key to test the Dilithium3 post-quantum algorithm](#)

Sample CSR to test the Dilithium3 post-quantum algorithm

Use the following CSR to test the Dilithium3 post-quantum algorithm.

dil3csr.pem

```
-----BEGIN CERTIFICATE REQUEST-----
MIIU7zCCB/gCAQAwOzELMAkGA1UEBhMCQ0ExEDAOBgNVBAsTB0VudHJ1c3QxGjAY
BgNVBAMTEURpbGl0aGlibTNFbmrVc2VyMIIHtDANBgSRBgEAAQKCCwCBQ0CB6EA
v34yTsg/AqcN5EZUYq2hBwKWJePkIlgchEndRiy/Sx5aCcriFVgTdufTD/6F4UKY
X2IMwEJbgb0bYmQhvBzdQ8aJtYVKJn5F4PGoE9VUsfYfK2WmB9WfBuHezeBwDaFF
5G5rbiDya4B5EV3xWDTkIOKlg7VEE6fM5ZfZ0wl3MZx5/Frt4FVxJ7nm184RsHD/
vBg81z7LTLfDRKo8pPxAWYUuP1RwoVAto5ELnZy0mkpVKzs6qdUnAS1PT9Cx1D3S
MoDGRJ/eCjAGCZmWcYU0vf/CYGJ80SYRByJwI0jaAKFJAootFYsbMCQ3uM59M/yt
4IdrtRa6jR0drNLQthsNZXHgv3H86SOEaqFVEZm6ejSdYDqu10bLMM+HKzTKJFWU
1e7IYSuJlCMhF5tSPG6UTzwd0Kxh51TZEtVUJNiA/ACCyX9x0geTUJ/y9+F7gb4C
kdDbNE/4aw0Ys0wo1XkY5bedWwiTfxblHd48n8fki/KOPEi8FZL4PPEjvXvPR/P6
tC8uSM0FyvSuX44y1clVxAdCKmPgZpvz7WrglKaFXsGEc6vfvXQBkZbDp3wBWXWs
MEvSAJhyiFzo1EdqHXcypPZL6iICt4FGHUBkTIAhKv8I+mque0KGqaZrvDEvsrVz
rM4YgRMGcdLNLljQeDIwgrDhuDi+GidFQ0E4fXnpqPnVIsIQimrWioi/0h5fqsNm
nikgamNGnCINnj0Lx5Q3nxREBD1a+oyzgsD20D5bfTVXUyl9B0Utr6WoF05TpmJs
fx+9KiIKss9VLTMr7UXi/t9+S01sCXPju1/5CG53dLBckqe4dwpQShePPLU29sYe
xb6enD859Qw/akk3WlhyIhEYL8Y4DABmY9KeLRnWbpDTrYmpjP1R7bR8NAwhiF3E
6SNTXmDncC8ByS0LctxqLk9gFMVr2QMbgfr3bV53oRKUMvrzumpuwOvcCrbHzAf5
03tR0PVMUg1a4hD5rhnjBprkvFvJaN0Z5aFi7L/c4t31L0fPw9ks5gZE2G/R/HJ
Fno40MU+QwenhJbM0L5bKe5Wgf9qDf1T6sIFrhvdwvzBiYwvubv403iaqUHHHHI/
Dvy1Yu1Xqk/vN9/aARYYbuD/1KKQhjEr8d0eh3bAofrrhsUwcQ6Qu8hBkAWXZ2kw
ic7YREXFxUpNpFlk2d/Q2A75Sg6ocf+NrtEHI2telT2850aLskbFrdN9GD6xXZRL
UZNeQiel525iAt6iGFrcZ30mE3CyLQmPi6LRMvETooxkjj5e5VxXY/y15XDKFjph
Ro/fcE00SRbztG+ohpyV/AVGM4ACNvABUFGoiuMbtYLq9uFYVydE7uAkuuUa7kzA
qLFxkZzyKmtKuzZrvX+N+T/Zu885GfvYmSqDun0Cdxuk8t7EniKggqivjftCJRyN1
cTskU6PKq641q0Su1vN4Ho91uU3LPGR+8avLEtCJ5uDRs1nDD6wuEi9HRa7L/Eju
N5+ tqCs0Ly27hRdKAYgqsABeKABFqWTBF2P/FGmainXCxqEDHBMcmLdEaxGkhdHO
JP9W8shNJB1rvqbQwWjrrw7lUgSXGaaYMYAlPlIASJa5A0+RgWHqtzte0030+xyU
dpXuiU0Xv/AtKHwU99QG1+jPM6LyvhpGKcKBAyPgZwDXcxhDFU9iLR9PNDUE6tX
ws+YA8KFrcF5A+QaKby64F/PJGl72vjEfa1sPl+Yci6o3HStBdscftwxblQdLfn
WXRbEFn5kYXfgIXkMubbZkEjuaTYchXgdWahZYSNBvU7SynqQtm6uqPezwxbLDR
1i6S1l0vBj00E/mskaspQo8orx1p6AySzwfGsrMw/SXXM9CiVbyd9skzhyKkofH
oVezPYTMAR4pClk30Fetm7id6uaUtFcRNcLTYVLefea10/BIfkAITFC0x3o465gh
q1ZXSDb+Wo8NiPy+6ZYw/aTuupr1maK5fff6shBVMjPvkDXfx0WLFgpxCk4QppTL
qHQXNEz1W/KMThoyhAbKPS+Y1qb8mxK+M7hxAky2rJ+CYxznCzGrFEogawWGAICz
W/BFNXw5BI1yhe6B6xgws15SfBpPgIAPClqdf/6hM4ocRr6Xks7x/Hb5osps9u1s
ClvhDX75MjP11bAik1eaBnDA7e5cgnEfl01zjI25lW2vq42/z8Cw9kK2/EQ6wI0l
mBR0CTR0UQYSbQa0/LEkgSywhyZliBFSTs3ivm3Mo01e85fv/UoPWu5tyWvREuzu4
YOrhrujv8U0g0YJkKrTvLsYTR4WU0eAlFrLFaq5X212Lj4DwooGfWkvwAPoGgqey
X7PXxnpk/SL8Tq5UE/evS46NkMLe0KDVikSUh0vg/Yw0uAl0BMvV0Y0bm3tED78k
4d0yrc3tqWR6eZmd+tNr7jz7EoXIFTZMU1PqPiDea3BQeaT0sTVzxWIH14idgB5q
Zs6phv6KyIVD3pkCNS6L5ZtlnD2FVg26LQ05lflkXssWN0voCmJamibFRKFGU502
NrsqduLFew7HuDwQnJ0EtZrU0XjVEHmpVlWzJSG83ZjpTed/wNo9KwZcUgVktQ2l
6pHfQZabASg9GqfhQI8eZDsZjS4+VifDYH07ERED5xEwDwYlKwYBBAECggsHBgUF
AA0CDN4Ag1TmDk37KysmLeBRBLQzH34b/b0XYD5n08FpcheTfp7H2dhD8whW4s0
Xvt9PJc8JBfCg/EDc9J5lnY7sVksvt4lkFMn605m+GwClvuk4gqCb7recl9V7v6
w79Anjzsmc6VJAuuEyKa210k4nCNiRyx0sdWYNasaVxLsac0c0YTWq23oUMXeJkp
tGBBUFDluXXCdW+cAcFKu40emmSDaoU0o/6vs0AeLSqct7s/9q0kruwLQyDDRxn
```

ttEEqClh8x0DC46woxAB7vMfR04Kd3dm03jw//GPvOcBA7509z6or9tnR7ncgKyJ
0e6vLtA0wKJrXv+0kbN3LE/PcddfPLrQRRaMBzNaBok07ZGkvQkm0kdiU9TfNOjn
dY30bYEETt0zKZKhKzOAI6cceHfsqvk9gcAbbqi3r7CTAQnA1ZESyqn9G7VC9aE
pUrHRVPvcCazZt6QRppkUkFL+A/IjwDf4k3KfpzEH3UuXGzsuJmKTn7waBSYh0Xo
NMLLHYv49dB8CFrAZP/QpK5Nuh0VzmF4PHuuHw0PbfZISiIKYa19g0p/Bof42SCr
HiQXk4zznF1euzICmcC9wViljhnsxhkcQ6GTFKZHCfi6deiLMcTFve0Yz0WwpCv9
V6YaKRfHUXujyTyyGhJw7cyE1B0QWqrTfvUhkBCLMe14qIBDMh3p3FA4d+AZ0AwY
DUeYnUeRU25gh5kA/tlay0IFjYW2/RSrthF8X08CnK17Z30QreVRPzqvSsPuFAtf
UPFUIfBnNCjqxVBiBo2vbF5b5gbdjPTcxDuvabJkgt0jruDJQB3ujxe3cKLGwLrJ
U4C1o3gVIJqkzxIKk83oMEQbGotfp+TIu5pv3sbZccQOYPJXh1i081fd0Jw6pvDm
/TmddIzuiGipfG0sD7V6Ycm5XL9U02LwgW6cBSzQF9cJKH+qnP0DpK1DRSVv9ptZ
iDDPKmOkTUhWtJ3KL8tL2qYYjwq+86Y0hRe6Ho2SytbW8tgNKYnb6KwDk0LK4s
BKnniKF/VrGrjwcaBn8My3StpbEitEPzANr4v9Tz9k/BCCn//j4D0CKTHyUMxkcy
Pd0PA3ptzE26K3wKc9EPYQmV1AgCz+lIyVAWiCZemKcC6asBZ6appr2w0dyxbxQN
srC6dEyl3p5fEb9zEfprPmhwTw509Bv2a/9H8ZscleonEIAjssSDu29dY1uV2ldF
9oj0GvB90NHk7u0MrCkv00YN3PP1Hj95T/qPXJyxr+plHh+HzBV/RCwwIQsZYRhx
1E+1Zl2Cw2Ey7EA0qs/10+i/sfoVK2ch5ZdcC4gj+VMY/8KNb4k5LwvieY0Hr8Hd
IxPYB0aAA+oMzjdCcbYb34tFqtfeYbSW3yvJYjmaLNBTOwri3o9tr3bYV1LE2kZf
4YSlc5Wn+GDNQUHWgdWiBobjMX6suTjjJv+ZRtFL2iaOmLH3BxiCnXmHit5W9+
D6FiqwW0Up60QH9LlIhPoHFFzfdbCNCnssXzJfEk09tPuh/W2hZ+id0FbdIpDGw
dWr9GUI1vLqwz3Z8qVmr1z3j1i9PIUu7honYNUEHQdqsZAn//9sBfr9/NgXuMAcK
iID1Kte4d9h5bvrgsxuE0yzDSVxH0CY9yw8fDJD9GTuTGpynS4bGMl9glxZG/aSm
C//Rgk/5wN9ybZFx7Nl40s6rAaYLAj6RZ44Loqbg+umENuBrIVlet/66KrnW/EUK
EsmmuY8fkuY3erdZjnNQC0iILiPi8COv8m80liZOLajv0ac+s111Eqk+EbjT1I6
PT0jT/UrYUdwyLhyC/1eZmyQp+m72MiNhnXwoJnOpRmNSmLdABMZGCPW9ystkBZe
pxkfr9J0rav6K01wAvNABjJT6G6j4XH9XxtayrRH03UGFXv42/1Sg6XLeEyX4Qoh
XoC6lzhnwM6/rfBeWrUC39Vdkiv6K8L12YL8oJF5TdYsSAocFi+5AYG0IBhjvHDu
Yt1eHsxT5L2jw4TqpIXHu712CjR/zWyVv/CuHhrhk5E1v/bdk08vy2AZFJRPwDZK
ZJ0s+WP6i05Jd31ZKZThjStnRslABKEUWhSsPm4Mg4IW+hUKTTYGdugnEr0VdkJs
oEPus7be3axJvPuVl0gWUL3GNtF6P3J2LH8q88DWNz83rJINdhX0KTrTwbyypWdc
LAGx+SBQMAV7PKeYlWtb6rXSqc+PEX3sPKMz/Nwr4a66TuJK/ne9rjNBfJWl8nYu
v9CV62g7F05NfKHVK0ipA03/kGzYL7RShF7dlkPwus2w1b76KIz8vW7KV0Zmqny/
nzH4S/pEvTL60cLq9y7xU+43jzh/4ct1/ULNZ5oGKpv73MzTeFWCMjLEPqRuT1CC
BiKi0Q0H0itBDrQzdb1faKTVJbRbArvKADt2+WvD3dPFqIC1w2i6UTji9lxMB0Df
e1wAcNU+IScbU1S6ghkYotsuiKwnR3Hs04a1uwEMoLvS+0slAYEnXDkgb7cFu3ya
yLUYxwKBsYoLuc3NXlcFRBhHePTLZuwPOzWaZT5Z3n3/hkKFar/aKB/ryHXxw6N
d+qpcY1r/i/lrvz6qx/B9tZCEaG/F/qNzQp6Fi/WatJhDUEhutvs6DTrqExo0jOD
DbHobF4IOMMVRudfeKSwdB95Rc7UdUtgXW0MXMTyS1H0KuL6NyFrNX6XBeD/Rln
3siF40GpiAYFQFfnADPqPcAz5830AxZJpAVq3E0djg/knbLdluSy/xPtPjkpmPM
1oDMOSL+pbGoVVT/N1kms3cWZ+dofp74IK0UoTonD/D6VlScNFXLDyI2irZEyS1L
3IFaHuToHImljUXrLiTwaQpM+3tS5D0SmYaREe7EHie7+GYDFLMeyBj0TmAyGdoL
57AMaMAPEy1Pw6Qpjrnu3cT5qrQv+1wbKztoH0WAzwdGwJI8PS76bT+zdEsmgs
6HWA89+cLxMKwceS2cI+VNXedk0uK8R4Mlsa+xLVGIMOCZsdvNnrmChBhW6ZWmcR
L8ckGDU3t5dn1v0ZXj1I2g9GDmJhFha7XtW65zPqTaY3GrPvG/FpSTepUhxlbDUS
pYeoTzmi8Boq8eMEH9JUv3Ia66CN/mLoKsM8lWbUGjB7zFNErWSpI9vmuXe6rDjg
0TTLUS2Z9+K0go577lNK6eLLl8YR1kGcGRwS5FH7DAEmItWiCRn50411LkuNGtb/
eV+y2fqpkWS1AckchCE8nDpqA0EF30WNp0wYWHpC1INJ0GacufZartPKFX3uF2JE
iEWX/DZ+Y02qU40b6hiJ8m50bd/gWPL0R0MYsc4qRIxwUwPvVWR+MADUJbwabzs
zU0SI7sT0+iLYFi6PKNIPcxivlg6sgZ2n4Ar/LZS0W0QEHXG4Jdr8iu9+SCcKYaA
NcUhm0Dgu8LoW+c6CCc-imsoqc/Ypmw8oXfKvhCfQc0f9eE1w2+hiPpNTfWu9wq8L
I2g6wnPcDDooBahKIREK9hnYaKG85UzK10/SMbD8lbPz5BBQ9fE8MUfFwLAD5Kq7
gUQ0uUXNkXahJM/6GHbazv4Fi+jLm3zewwwHx2cS9CSF9J3Ne40oDos8cGeHTJW4

```
9eXBsuFg2fdL/uEtSQTVodXzLpRVf2a4KL4L0yoaGhLCaeaqvVjvv/+byws9QAUP
0FdvpXh9sf7kJ+lLcAytCVG870CGJmSmmKV3SuYEuR2cm/enVg+Y5dFJdQ3j4dd3
tKcpZ41XmqPhnmDrEDL6k7B7YJqs7UELFJU0SuuCV4uzNECXjxaPoVJgAVheKT+o
tNyG/56JCuahqd8frZtHrash+Mv4bEpU4lwqUF3g1cOogLU9RCZxb2mEd+Z8Ikie
U6PBwCyqcaGLW6aKSMs3sWRJraa80Z1DWqx4tccTmaiEfA3T9ACYgS3V3KSq6EPb
zQ48qNVrM+64eeNUEb6bryRomGiPYVE2J0ZxI7Jp13jJMyPLkeps8hi4UTmBjhoe
mUm37JWcX/RXDa98sIX2e+i1nAKKQpATaprDfIgfOnNP0KE0jkF/aXch3cAL4c
xoivV2qVqLlawLXKEEJaIC/YLPPg6tIodCiVBn8QfGnsp2Nj7IcFPrYDEJDXNGns
+wXnaaJ6ZiA7LwiRTE4LDmCctnw0w4kThLCzaw0eEIwp/PzVoLI18nLqVPiD4ZQ
Pc9ZwlgZBSIUgtCLvg/FVDa/7mgEUMHaELI+jBMjr5v3puzeJjR0RPMsrH1iNbsh
w6JEXPALPXMIKM9Wh30SnNbNGohSQLwFdbt33t18xUrLkt2W0LGCxlbwYefublvz
LVYA531zpbYbYPHWhk3CtW8ARJ3D/xwA30E5cgIaPAU55x+w9WdYOGHqLrOItR2OK
rLxgcnaJJK07AAAAAAAAAAAAAAAAAAAAAAAAAAAAAAAAIDRAWHCM=
-----END CERTIFICATE REQUEST-----
```

Sample public key to test the Dilithium3 post-quantum algorithm

Use the following public key to test the Dilithium3 post-quantum algorithm.

dil3pub.pem

```
-----BEGIN PUBLIC KEY-----
MIIHtDANBgsrBgEEAQKCCwCGBQOCB6EAv34yTsg/AqcN5EZUYq2hBwKWJePkLfGc
hEndRiy/Sx5aCcriFVgTdufTD/6F4UKYX2IMwEJbgb0bYmQhvbzdQ8aJtYVKJn5F
4PGoe9VUsfYfK2WmB9WfBuHezeBwDaFF5G5rbiDya4B5EV3xWDTkIOKlg7VEE6fM
5ZfZ0w13MZx5/Frt4FVxJ7nm184RsHD/vBg81z7LTLfDRKo8pPxAWYUuP1RwovAt
05ELnZy0mkpVKzs6qdUnAS1PT9Cx1D3SMoDGRJ/eCjAGCZmWcYUOvf/CYGI80SYR
ByJwI0jaAKFJAootFYsbMCQ3uM59M/yt4IdrtRa6jR0drNLQthsNZXHgv3H86SOE
aqFVEZm6ejSdYDqu10blMM+HKzTKJFWU1e7IYSuJlCMhF5tSPG6UTzwd0Kx51TZ
EtVUJNiA/ACCyX9x0geTUJ/y9+F7gb4CkdDbNE/4aw0Ys0wo1XkY5bedWwiTfxbL
Hd48n8fki/KOPEi8FZL4PPEjvXvPR/P6tC8uSM0FyvSuX44y1clVxAdCKmPgZpvz
7WrglKaFxsGEC6vfVxQBkZbDp3wBWXsMEvSAJhYifZ01EdqHXCypZL6iIct4FG
HUBkTIAhKv8I+mque0KGqaZrvDEvsrVzrM4YgRMGcdLNLLjQeDIwgrDhuDi+GIIDf
QOE4fXnpqPnVIsIQimrWioi/0h5fqsnmnikgamNGnCINNj0Lx5Q3nxREBD1a+oyz
gSD20D5bfTVXUyl9B0Utr6WoF05TpmJsfx+9KiIKs9VLTMr7UXi/t9+S01sCXPj
u1/5CG53dlBCKqe4dwpQShePPLU29sYexb6enD859QW/akk3WlhyIhEYl8Y4DABm
Y9KeLrnWbpDTrYmpjP1R7bR8NAwhiF3E6SNTXmDncC8ByS0lCtxqLk9gFMvr2QMb
gfr3bV53oRkUMvrzumpuwOvcCrbHzAf503tR0PVMUg1a4hD5rhmjBprkvFvJaN0
Z5aFi7L/c4t31L0fPw9ks5gZE2G/R/HJFno40MU+QWenhJbM0l5bKe5Wgf9qDf1T
6sIFrhvdwvzBiYwvubv403iaqUHHHHI/Dvy1Yu1Xqk/vN9/aARyYbuD/1KKQhjEr
8d0eh3bAofrrhsUwcQ6Qu8hBkAWXZ2kwic7YREXfxUpNpFLk2d/Q2A75Sg6ocf+N
rtEHI2telT2850aLskbFrdN9GD6xXZRLUZNeQiel525iAt6iGFrcZ30mE3CyLQmP
i6LRmVETooxkjj5e5VxXY/y15XDKFjphRo/fcE00SRbztG+ohpyV/AVGM4ACnvAB
UFGoIuMbtYLq9uFYVydE7uAkuuUa7kzAqLFxkZzyKmtKuzZrvX+N+T/Zu885GfvY
mSqDun0Cdxuk8t7EniKqgqivfTcJryN1cTskU6PKq641q0Su1vN4Ho91uU3LPGR+
8avLEtCj5uDRs1nDD6wuEi9HRa7L/EjuN5+tcQs0Ly27hRdKAyqsABeKABFqWTB
F2P/FGmainXCxqEDHBMcmLdEAxGkhdHOJP9W8shNJB1rvqbQwWjrrw7lUgSxGaaY
MYAlPlIASJa5A0+RgWHqtzte0030+xyUdpXuIU0Xv/AtKHwuH99QG1+jPM6Lyvhp
GKcKBAyPgZwDxcxhDFU9iLR9PNDUE6tXws+YA8KfrcF5A+QaKby64F/PJGlb72vj
```

```
Efa1sPl+Yci6o3HStBdscftwxb1QdLfnWXRbEFn5kYXfgIxKmUbbZKdEjuaTYchX
gdWaHZYSnbVU7SynqQtm6uqPezwxbLDR1i6S1l0vVBj00E/mskaspQo8orx1p6Ay
SzWfGsrMw/SXXM9CiVbyd9skzhyKkofHoVezPYTMAR4pClK30Fetm7id6uaUtFcR
NcLTYVLefea10/BIfkAITFC0x3o465ghq1ZXSDb+Wo8NiPy+6ZYw/aTuupr1maK5
fff6shBVMjPvkDXfx0WLFgpxCk4QppTlqHQXNEz1w/KMThoyhAbKPS+Y1qb8mxK+
M7hxAky2rJ+CYxznCzGrFEogawWGAICzw/BFNXw5BI1yhe6B6xgws i5SfBpPgIAP
Clqdf/6hM4ocRr6Xks7x/Hb5osps9u1sClvhDX75MJpJ1bAik1eaBnDA7e5cgnEf
lo1zjI25lW2vq42/z8Cw9kK2/EQ6wIOlmbR0CTrUQYSbQa0/LEkgSywhyZliBFST
s3ivm3Mo01e85fv/UoPWu5tyWvREuzu4YOrhrujv8U0g0YJkKrTvLsYTR4WU0eAl
FrLfaQ5X212Lj4DwooGfWkvwAPoGgqeyX7PXxnpk/SL8Tq5UE/evS46NkMLe0KDV
iKSUhOvg/Yw0uAl0BMvV0Y0bm3tED78k4d0yrc3tqWR6eZmd+tNr7jz7EoXIFTZM
U1PqPiDea3BQeaT0sTVzxWIH14iDgB5qZs6phv6KyIVD3pkCNs6L5ZtlnD2FVg26
LQ05lflkXsSWN0voCmJaM1bFRKFgU502NrsqduLFeW7HuDwQnJ0EtZrU0XjVEHmp
VlwzJSG83ZjpTed/wNo9KwZcUgVktQ2l6pHfQZabASg9GqfhQI8eZDsZjS4+VI fD
YH07ERED5xE=
-----END PUBLIC KEY-----
```

Sample private key to test the Dilithium3 post-quantum algorithm

Use the following private key to test the Dilithium3 post-quantum algorithm.

dil3priv.pem

```
-----BEGIN PRIVATE KEY-----
MIIXVgIBADANBgsrBgEEAQKCCwcGBQSCF0C/fjJ0yD8Cpw3kRlRiraEHApyL4+SV
8ZyESd1GLL9LHMqLX8uKBSWZ0zWQpNiWpH/7rfmZFUme4MDyDy5z2+VrmuDY0dEk
Z3z+0U+tIy04tdQflcVaMUT5fQfl+Z2s8JVUVmNAIXN2AajcgNHJWNmBhJBFryQAW
VmB0aFBygSdWbXVUdzAncCMiFYJhJCMhRYd2gSFTSAhjbIEjZ2V1hkNkGBVHBhV1
ODU0VHAMuXICfWEDY0gBdweCQ0RUckRiJhRkUASDQSIwJGyYFoIkUIAFIyIkUyHh
WARCFnZTgWBwZBIInaIFmiAZRJzVDcCd1VIGABWN0hghkh2A3g1BUcTdzcXqhfLEX
EocUZ2MwU3YQaIVWYmEQUHQEGFJXF2FwE1MVZVQiKEULFUeMNGQicCIgBwZ3NyVU
JkMjJBInhxgxCAMkGCQSNmQ0Qgd2ZRR2MzV0gyAjUiM3ZWglZGI4UkhYChQDNjKD
IEV1RDY3hgC3hjQEUVQjQIhHBQRlGFUwFDR4dwREFTZwdhcmJoMYZGFTciQWM4gg
QUQ4ZCRSIGJDKHdoVndjcXOFdiFYJ3aBRYJyVUMgcLcQMoNYADg2QnIoAVYYAQZU
F1QCUBJ0J0cTMXBRVdYUnNDRnQyMiOGVUZyCFIIh0M0hWYxhYEWhgUXeGNjQFaE
CAgQMRVVRQBXv0dDgYdUBmKDDHgBgAV1SDdjRTIzcgBD0HJoUHECQEGaZwMzERBV
E4IyBxQzJGBYIoYRBXILZgIYZYF3KCCFR1ckVHIiBzBAFYdiR3g4REIHKEhIITUn
JDYXRvNMwAYMFZwaGNlNvcSYghkUAdGYQh1N1VjGDIkGxZHMoi4UogXZSNmQQNi
YmiIY3cjVCd3gxFFFgATFihXKFUTVRQYg0BiRlc0JYBSZUdoJgZnJIYiMicodmRT
gXgQSCQWiZr0dxFYc0ICQAgRiDYQJhc4UkIiAAEkRWYIgWhAcLGBIoRDRlgCVIdW
VWY0QWAHBF3NnVFNgImdTKDdSaCEXQUKCM0dgiGJzY4AkYLRDI4YTgFgQMzNBiA
gmV1QERiAR0AYUGhwU3gBZ4IHB0QQNzMMekULJDEWNHAjRiQoZGATgLezEkOCMW
NkcYcTYFEIZCglQFgSjGJQNAJ3V4VAJiNTNiY2MQY1EFZCCEcUBndmWGIAB3EUUy
NHE0AYI2V0cVNWEAN2gTNYMxEwiHdSYUEXg1gUYHJEg4E1cWZBRiRXGEWDYiIlgo
I1I0FwE3NwMSgYfmdQggcUQFJoBlNWQTIIBIRHEXc0Q3VnVzQHVQIBBAbmgHZYQj
dIgdXvogXFGiEh2iGGCM0MmcAd0QFJmOASBdkCFQiF3GDcoUYAwUwcnJRACIARS
iHcTExdzRVYniDWCJBOFKAEQQmECFxQ1ZyMBOIcoY2ExNYSFImVnUxeDQgInEjNE
NBVyJmNURBUYNiEgFoUFRIB2cYWIXnhyZ0MTcwJwc3gAeHUKiIaBiANXhVCCdDAH
YUd0cRdFImcEEnIExeBeIdBUXh2hyR4ABE1iAFFCENxZyYgBmIGiGM3IDEWAUUH
```

VUNhdUYIBDcXBAl0hwZDmdicwUiAAImA3czQxQYECFFQVgQcYJBYDFRcCAkNUbh
JCgiM2F0CDJwUUDXRwIodHdCNTQ4czhAIInFEF0J3VkrhCHEVNWBWVVBABAQZXJm
MRBVVGGId1UwIwVWAQmkJIQYgUREEnJmRYB2NiFxhyaEcVRhcoQ3ODR1VRcIYAhG
CFVAIXdzAyclZYVGIVMVg3RzIWNCFHUCIoVBOBiHREVCERN4WAVYREJGODJXNXN3
N3E4dTWBByYXRzV4aAA2UFBwU10FdFRiOFRzAAMRI4d0NAA3EVBWg4IDdAQzAUN4
VXcwSDACBAdSYWYXJkYwGkI3NgEgRAMCNWFUVzNhcXUmghFieIiACCeIBRhDATEh
BIZYhUchFhIRVyd4h3ZhaLgUKDgkchUSBUVDMggRM4YBI4UkdGGBZ0dmG3ur6Dli
3H0WcnsG8wtQvmCS/DcltgsqZ6fcXWs5cqWQdVbLsG8XUk4pkqhtT8P76IuF7I+k
gSaOos++kUCPnKuz0gNsWA6BH6SVFaAq1jH5/vu8m7u/EbLnIetIJ8tKo00Fe+K
CtXiJ8WimaFwPc5F0nDwZ1D4zToef2wiHjtVa0YwvEz10V91qXqI/6REA2gWGwtK
MYKAavksGKaLW58b0woVQ2ZV83a9Dc1oEVN6GsBaNtc30WMG60/IxRRjF9BYDqm
WT2LqJ9WE7PpCUyFD/tU/T8p0nv1V66FZeT1drvt/DqCe8hSErr45eHeedF8ebG/
ZLLZqgM1CpdXzsF9FbHBbn5K+mngE+2LK6GTWunKrCJ8Q28juF5Gs+n3jbBCZLy
utykhS997UzftWF5WJGLXXCc6Tc2F2QkYFHdc+UsMwKXR8RQRUX6rAcnmwAJvmq2
wYVJuZfnRBJoDe1YdSqEn9xGfpa475DyFcyYe+VKoLg7h6LZdsR82T4/m2Jkwi9p
0hb7dndrVCdLgSmw2LGGd7c0JLANPwBgmX0AriFCnI66rvjpk1RTyUwCJQAs1UI
jd9VFePp/VkUXjsUTjWI4Nu3MooK4Z5wae2laULc07AbJTF41x4/TuEoqRZH1IrkQ
RVfM5VFXatLo2NxlZCW6Rqh0aQyxV5YpBsrytaH7TyuejA2FDtF7GXCNniIhwg
JSgBlJgRX/zDbY6BLjUrKZ/5oNz1pSqvXRaKDKbioCboYXXNQhQWG6UDGsJK8E8s
8ZFUZpudp0LRDhEI+lWzq6Le8VEMCTuOLlRt2b7L08zxeRC5s8XaZTaSFPI/aZg
e9obhW0MC4GKpCQLGbE4bn9mSLeHHRjZVrGcEhin/61R8sBbh0am0BQvvPgqUvU6
MPCM0boCPFPmsJS1ndoPBPFKMD3DLSZL2ywYlCZZ60FjpnsgSnduj93ZsavfaL
gr6uFr1nHdw7BaDDPDdEJqWfZIJCbIE81m6GPz6dQKcMteD+AR0zBdred1mIx9Yd
6hw0G5WYd30oeo2nVugfzUFrvWrQVaeoLcCMLSYibI5e1PoNhCAZYUvmgim1o312
x4AXlyt/OIv0BLj+vkiM98n4ZmRjaq0xowoz0dFZyP2iYwSCF/D+WQtJFtmHpSn
VuNQ6VWw0yawwaaZIPBaUC8U0m4CvVn/RoqN9qE3DH5gqtlhRbtvjL2LEG+z9vSm
Pmi1rZH3WtmI7WE1ZZkpnJV/OGAKv9uPH+8rUFLTDLa5qUKjlqEHLACTpo3CAI3
Iu41EcXQ9sOWuwB3NOv3fa+DDYZr5Byj2Fv1xk2umwYYSMBZ06k8AWCdGxVMqmFw
p/w9WlgMASgBNcsSQGjqSuzMd8C5S4/sQ0tTgvmLxwo2fuU0kEnX/7xppq4uoTY0g
kZF00i6eOp2SvCRHGD4pDXukNa4mWV0zplmCZilqkVhQqIVaImkigJTKkRuoiLL
UPdnA8BEIFxS0siTgkNKUdR5Scyuz+JOwx8xCK9H17K7zNXT92qnJHGpA0WwiUm7
zQ7GhqkqJq3QeFb0if7SfmS73Cp7ut4ndKdXutgjhjydFETUNNIXfQfPjg9EYEx
VJNueoLgQ/a5usa0NFW/sX/uj1BTyHZaCcT5BH5aJDXN9v3QuSGG0DOH0QhIz0f5
gbg9nKQDNAe1mAx93+0o6MjYt06faWkr33K3BUYyv0Gvs51RNV7Hm8xSwiBE/Ou
RJ35JeuCwhM0zLCOJ4L+C8Me9m0UGHytmZmEjc3fvnOBVRR6ZUnF/GZPpnoFGSso
11UMgAw4gJyJJru31EDJk7dx09bN+U+a91SAlbA9dtsuDN9hErjxW1t6340Mq5GK
ZwqJh6E+iNkLkJgaGUimz4di8KgE47giHc6r6gQvAA05fI6fCSRpIXVaaq42LSyr
bKDTKv6bx61HD0VDbQ08n9oG8jGNEYsUBo8xXcUZ9Iiknqabu46xpxnDbD6a+0g2
BKKpUocSaHkuSfWImZ69Vkm00FqmgmVDjF3qIyQ5jQQL+wSKmgPZr/TPphv4jU1H
nP2ugvftyWqApkc32L+Bkd304eRQ4HvVgye6HZUVMfyLdrLqFGmDtL//Kok1e0m8
uCnhT3g0wT490yWrWpNwvPguy2WXNtywdbB3WhxtyAh4qroVo6FVoL+IweLqIEP
ayujmrNuMa1JxZgabyg6nSzRVQHEXjdgJ+1bW+8iYeNxAAnSSwd4SpGtHb+pjprYN
vZM0+P09YLVMpWQSuQPtULsZE0I68fy3/Na97qdXHedsiwCOUPXFdgrj5QuvkKVo
t+nHHSWKZm2Cvb3FDYLR4RQL0AvQIFqwhsoX+Ad4RLJdmqxxsdn+Grpdrf2ugyZ
rt2A37WYZTe4nzNssrTdkSEEjSpjQmWBx3o0ZJHJhmFvGht+gKC3bJRprMkjm3Z
JdXNxgpOG1By8k3/hvySP2o5vJuISj8mzoaMuNXtBybIA+UJE5TA3v8Ipx87PVVC
kVOQLRQ/qwqR0Nq6ghvsuGUZ80F0XKZTeUyFf3yiMc+iLXTq9RdNM0mh4HxMiPX
at1wADzhr8c4AdC8g4HuxAl8ktjkoYT+p7VmDE6+3bhqGgdqJCYx0/C24XM0zqmo
TFCi+dTbkCczBImV8tCaMffJMDyPTgz1j+jqg08/V6y/uPhx77cL3ULwKh6m4QSF
ZQBUI7we6sTjM5XFDA47LakiCn5KPHwKAwih2GvIKFVXpAaQ+phNJWY8FqLJTKk/
Z3qlnN89HYnGI1N8zZpI7hQsFw91oLYCTvsuDtt45uKvJzbvye4EzPQ/boJhAlYD
bdBwKXQ/RCMy2tSSu5afmhCrkxHzFCy5XK9o9ynz4pviTnbc4+xEf3z3LEzh28Pq

+00NNb6ebF24iqkIXdI8ldwEKm3QptWS7ssafSw8hQ7efDgLscR0lbryFbfImgcU
Ufr7AVmzLEuuqphuwWmAtkQP1j/gbUJSotbAPwRF79yFp6p37L+6LLxet4hvw65
7zpjKSEqM8sBPfZT0wL4HkI0VzdW+Jtt2YGLHBC/Kk0tTaWZRhxkFswU0onccQ
RXLiMLASL3f34tIGQiX5ruJ6UmaqrXHT/pFj2NVAD15xVnLT/iQaPGAvrkvh95rR
zi8e39rLGPYhBVAWd+Xu1fCM8uu0bJX0ea5hlqLtud3vXQxrMUnWgRIWA+6L9D1A
bvlf32VjPNUYhU554u0lCLLklEjUiOuGDa2a64sL1NZ7PGtusgRM3M1egpUCRGfD
BYVwftd7YX9nLUQVR5PRJHfHR+EgVBWvKG1IgBYtU53avZJqREpkId05v34yTsg/
AqcN5EZUYq2hBwKWJePkLfGchEndRiy/Sx5aCcriFvGTdufTD/6F4UKYX2IMwEJb
gb0bYmQhvBzdQ8aJtYVKJn5F4PGoe9VUsfYfK2WmB9WfBuHezeBwDaFF5G5rbiDy
a4B5EV3xWDTkIOklg7VEE6fM5ZFz0wL3MZx5/Frt4FVxJ7nm184RsHD/vBg81z7L
TLfDRKo8PxAWYUuP1RwOVA05ELnZy0mkpVKzs6qdUnAS1PT9Cx1D3SMoDGRJ/e
CjAGCZmWcYU0vf/CYGJ80SYRByJwI0jaAkFJAootFYsbMCQ3uM59M/yt4IdrtRa6
jR0drNLQthsNZXHgv3H86S0EaqFVEZm6ejSdYDqu10blMM+HKzTKJFWU1e7IYSuJ
lCMhF5tSPG6UTzwd0Khx51TZEtvUJNiA/ACCyX9x0geTUJ/y9+F7gb4CkdDbNE/4
aw0YsOwo1XkY5bedWwiTfxbLHd48n8fki/KOPEi8FZL4PPEjvXvPR/P6tC8uSM0F
yvSuX44y1cLvxAdCKmPgZpvz7WrglKaFXsGEC6vfvXQBkZbDp3wBWXwsMEvSAJhY
ifZo1EdqHXcypPZL6iIct4FGHUBkTIAhKv8I+mque0KGqaZrvDEvsrVzrM4YgRMG
cdLNLljQeDIWGRDhudi+GIdFQ0E4fXnpqPnVIsIQimrWioi/0h5fqsNmnikgamNG
nCINNj0Lx5Q3nxREBD1a+oyzgsD20D5bFTVXUyl9B0Utr6WoF05TpmJsfx+9KiIK
ss9VLTMr7UXi/t9+S01sCXPju1/5CG53dlBCkqe4dwpQShePPLU29sYexb6enD85
9QW/akk3WlhyIhEYl8Y4DABmY9KeLRnWbpDTrYmpjP1R7bR8NAwhiF3E6SNTXmDn
cC8ByS0LctxqLk9gFMvr2QMbgfr3bV53oRKUMvrzumpuw0vcCrbHzAf503tR0PVM
Ug1a4hD5rhnjmjBprkvFvJaN0Z5aFi7L/c4t31L0fPw9ks5gZE2G/R/HJFno40MU+
QWenhJbM015bKe5Wgf9qdf1T6sIFrhvdwvzBiYwvubv403iaqUHHHHI/Dvy1Yu1X
qk/vN9/aARyYbuD/1KKQhjEr8d0eh3bAofrrhsUwcQ6Qu8hBkAWXZ2kwic7YREXF
xUpNpFLk2d/Q2A75Sg6ocf+NrtEHI2telT2850aLskbFrdN9GD6xXZRLUZNeQiel
525iAt6iGFrcZ30mE3CylQmPi6LRmVETooxkjj5e5VxXY/y15XDKFjphRo/fcE00
SRbztG+ohpyV/AVGM4ACNvABUFGoIuMbtYLq9uFYVydE7uAkuuUa7kzAqLFxkZzy
KmtKuzZrvX+N+T/Zu885GfVymSqDunOCdxuk8t7EniKqqiVjFTCJRyN1cTskU6PK
q641q0Su1vN4Ho91uU3LPGR+8avLEtCJ5uDRs1nDD6wuEi9HRa7L/EjuN5+tcCs0
Ly27hRDkAygqsABeKABFqWTBF2P/FGmainXCxqEDHBMcmldEaxGkhdH0JP9W8shN
JB1rvqbQwwjrrw7LUGSXGaaYMYALpliASJa5A0+RgWHqtzte0030+xyUdpXuiU0X
v/AtKHwU9H99QG1+jPM6LyvhpGKcKBAYPgZwDXcxhDFU9iLR9PNDUE6tXws+YA8KF
rcF5A+QaKby64F/PJGlb72vjEfa1sPL+Yci6o3HStBdscftwxb1QdLfnWXRbEFn5
kYXfgIXmUbbZKdEjuaTYchXgdWahZYSNBVU7SynqQtm6uqPezwxbLDR1i6S1l0v
VBj00E/mskaspQo8orx1p6AySzWfGsrMw/SXXM9Civbyd9skzhyKkofHoVezPYTM
AR4pClK30Fetm7id6uaUtFcRNcLTYVLefea10/BIfkAITFC0x3o465ghq1ZXSDb+
Wo8NiPy+6ZYw/aTuupr1maK5fff6shBVMjPvkDXfxOWLFGpxCk4QppTlqHGXNEz1
W/KMThoyhAbKPS+Y1qb8mxK+M7hxAky2rJ+CYxznCzGrFEogawWGAICzW/BFNXw5
BI1yhe6B6xgwsis5fBpPgIAPCLqdf/6hM4ocRr6Xks7x/Hb5osps9u1sClvhDX75
MJpJ1bAikLeaBnDA7e5cgnEfl01zjI25lW2vq42/z8Cw9kK2/EQ6wIOlmbR0CTR
UQYSbQa0/LEkgSywhyZliBFSTs3ivm3Mo01e85fv/UoPWu5tyWvREuzu4Y0rhrujv
8U0g0YJKKrTvLsYTR4WU0eAlFrLfaQ5X212Lj4DwooGfWkvwAPoGgqeyX7PXxnpk
/SL8Tq5UE/evS46NkMLeOKDViKSUHOvg/Yw0uAl0BMvV0Y0bm3tED78k4d0yrc3t
qWR6eZmd+tNr7jz7EoXIFTZMU1PqPiDea3BQeaT0sTVzxWIH14iDgB5qZs6phv6K
yIVD3pkCNs6L5ZtlnD2Fvg26LQ05lflXssWN0voCmJamibFRKFGU502NrsqduLF
eW7HuDwQnJ0EtZrU0XjVEHmpVlWzJSG83ZjpTed/wNo9KwZcUgVKTQ2l6pHfQZab
ASg9GqfhQI8eZDsZjS4+VIFDYH07ERED5xE=
-----END PRIVATE KEY-----

Dilithium5 (1.3.6.1.4.1.2.267.7.8.7)

Use the following CSR and keys to test the Dilithium5 post-quantum algorithm with the 1.3.6.1.4.1.2.267.7.8.7 object identifier (OID).

- [Sample CSR to test the Dilithium5 post-quantum algorithm](#)
- [Sample public key to test the Dilithium5 post-quantum algorithm](#)
- [Sample private key to test the Dilithium5 post-quantum algorithm](#)

Sample CSR to test the Dilithium5 post-quantum algorithm

Use the following CSR to test the Dilithium5 post-quantum algorithm.

dil5csr.pem

```
-----BEGIN CERTIFICATE REQUEST-----
MIIchTCCcngCAQAwOzELMAKGA1UEBhMCQ0ExEDAOBgNVBAsTB0VudHJ1c3QxGjAY
BgNVBAMTEURpbG10aG11bTVFbWVvc2VyMIIKNDANBgSRBgEEAQKCCwIBWOCciEA
5kEhw5WzcZ/ilS0gJtwUw66idEhojsFLIJXdshIMUoj6E97yrHk2u+cZ/Pd1a7e
m74ga0bEcm6CeNq1rFtbvz2oj3nfAE+7xQkWGjwdmI62uLUJseUMyEG1lhyaP5K
M96qbsX1C9GSFjSrSIq4h5m8F3qQPAAvd0kKI/4QLKMuz4mDt29l1crUu4Lc0Ekw
fOMMQTknSE0lNsXyz2TQdkMqoBaGs3VrM1jC8f5oPuNzSFFmX+XP18MykeSM8jOM
I05NdsBQPX2QI/p/VbLcWmHZjS+UyJp7J82p2g+Jk8m3C/QzLcWppIRALYkH/UwN
hJ/AyJDCBYGu4QCmIwLcyiHoxoWQ2+7EAZZGuY9i2AQtjhEgHjDL+p67Z/0EeY6+
0rwdAnXefNsi/dlux5UpWsaNKD8X+wYfiGPbHctFl1nKKZ94sYHKGDu0UjMcktFY
Kpm6/bI7TEUa4KNpf0QjcmxrJ0UGCAELyVp+YmbdaDoe95A4W3WxxZoDK1W0IASr
CVqU7BjU8fr0TprtVWRASX+cCzptwXUw0YCE+Snpch0otgYFJBIF0mEugWiHMM1M
rG+roZrZN4ceJQ2HII8YLlwbXmLSz3L9eiwwurp/H32CLttCQiC5t1mTHodS4StA
Licfk0W9l8MvplZ8jv+bjStA9k53yjrVJ1+C9dXHDih/RV7QiFPrnvIgmVnha02
mAZf117NNm02GpmagW1XaAtgez0YTEXRGAW0/RzacuP8T+9YaC/CwJRvao959afu
svBAk/HLWnm503X0A1uxgFJ0BZ/4DuiTFQULPQAQG58UDP4L2smz7UwmbD04J94P
9seK/XCFE4yFXMyR/5S0nHn0q4tRDJpA5p4aYUgiNUJ0DwHWMKStb8MT3K8Pwtjk
/2TKcltLabSb264oZxZTYzH6cdjIoT7QlkzXMBIVqxLvCn39xeYyCgfpfnCjg71
yqX+n7roiWtZET7qs2hA5BttkKyZS6nHmyc+L2jRU0UHq24eokuAwLJVk+5v7E5p
KZcsEUwJyIzGclwP3ZbJLEZnkXEnsmknS3wUZjBTQELKAHFVUfVJzgtP0S1Xqrfq
5/UHrqcm0CLnvlIL1ULlWj/OKVVG0x4dwq2h8/IHONNF/AYFtygQKSkdkNWBIS-ij
Fg677nw4psYT6u0Ft65VIZvx0hRq9g+j+jm/dRqGKwHiS3G3DLyJSBCXxVFJqerA
vEDP6MK+TwmJFPdCLEYAqvILSoEQleMlnnc0grW2BgfyBINjcXYgZJhG4YzGkhG
z4Mt/LJ1ncIH83HzWLSrV6GrWVvvh3EuFJcVCNlRDxyLoXa0yX0s0f00dnFLX87e
JnesDueUTH5+iYhyMH/A/KJSdH1pkoF02DlIUbk04lvPwm/RJ90I8jmob46xQwZG
cU7B1H0IwL+eVlvGMQOC5mdDjVjmammXF+v8/+aUyJnmJ+S2WHWBwjFKU49T1vqT
0UG/LNcfY+XSLZDwwwLaK3xX5E8G0JG7LnksUnTEhkcEBIUIkOLDokoD0W69CJNE
yCgaKc+KQeC6BwfwoDCFCWYbDtnG0bNYvangMY6yptkfl9ZyZreNLvv1PjGh22o6
tnJfgp5uzYRsI/P8H/e80dagB9/HTIZYDXwV4m198gS+DM1D+HPCymVEZDKPP/c2
zfi9jU5FU8UX9EnK/4ySc1crAzJfwPRlVY0ZEAHym9KaqvYNYWk9NWihy4LAGqqE
mKvCA02G8jkoIoKHaLnLjYxaLL7NjKa0BCReLzYBm76VH4TPLLp80D68q8L9UpX
kP5490jnuYb7SN61jpcCz4mH7KDZmWxo4flGmrvSYjJJo4gRzS+XYh4C9lMu1kaM
8VPyCkT6WYwe0M8X+hJjJkAJvwvgy+pF9hzXasdm3VviZ/2pALpXiNl+dG9mFCNn
YcxJRvksUPnWksDQ8XxiFPeMptEmIUloqy0YhrCdNStYsTsxBKA5w4PawzDGLrih
DmFw+s8NeMyKMaxJFYLUz6BDwsk1pir4gL3G9aA85LjPjI77fj9XdYhb/4Q8dEgU
0/ptIZ/niZmllATMUNN+3jnhFBachCX+qabEfpYT1oOrpV9K8nb8FE2lvkQR72tq
```

yeFFG6BEWM8+V70bq0/w3wkTZTpA3pnzNbzXFIPdWAXsI9vfvz6UuG3NMdyrcWML0
yXHWUdILEBts9WPsNgFT7sKVUyGwTpczISmZiSIigqu09h7vxSiOLVff1TkBmsi5
mDx/cPjE5rRNarMbzGJquALTWgWlStJmst9ql2GIInuoztDPBt2sInkaqHnJOLYii
cQq6ykJ2JAoxVAF2+VnRpv/a2m8bdJoIMF2bD6m77FuUCnSLcRu41icZQ4angTWE
GJALUSG59Q8lev1+ngS4aFTTtU+AVgcXGIzMN3c+/LqR0ojuKTugTQwVZSX3zPHx
TigbrVAYwX5aMYC/1tTnNMTvSIUECn98BJ4AusgcNsKImr+lszJdyEwu+9UQU3It
YaSkTKrMx4FuhEAct+UYaHV3f8HSZsLsQwzmUDZVwnfagyviOn7J8ChR5d3FHqAw
uPu3TEntxL9pFn5A5lssRKEosGRwVt6Az7c2bbtPK/Io15aGPMYGLTnDjEIiGDmE
hoMOaxFjfoFmoNf1oPTPUD0uYIoZ0g1tzT5KQmiTU5pf8q2LExlYnHYwQx4GXVga
lQ09uI8cqt0qneRy//i54SPprEjUMFyiNC3VYDWA2JRrDl9MAGQfuTJy0/QZb7kg
2gh4MjGpl191ZMdybpbGt6WearAZrCIUAvrbDoYeo6m9YBbe0ahZ9Gdn3Y/X6z8oX
m/J8LHAQlgDLKMKoEne27oMKU3KnUpiZ4Bjly45yRCsEsIQysMv7VhJ/LEXdtvu
kp0p6nIX2pTgr1Ud0K7eWENgujz4pGHC/Z615ArrnzaQz/zJEqi25iif4D7gbbe/
F+5mnDxU1uMr3fME7QU0Ckz7ziANf8xaM40sSGYV65aywfdEylE+Hiss6zHGryLC
GZdQzSjvUT2R70wDZCzfckJWYR5oQFsTkkQ0hTb6Aft60RJBFI fDV9Wwm7lN/jFM
c77Fijefss6BBt3kX4CiJW4CZN3fgePw7aU/rwADTinCtdMGQOAIw5usgTmVu4Ai
GxyK25w9fi50+Y3zUeAs8oGzj7gLZW7q23u0eiRtJtxXV89bLcNc4IXqmLbveNZe
A9WsUnaZSEoDS/Nf6n1hGwi6Q6JbKc3IfZSTs479KunHWKtGxyT3d7JW0K0okyg
BpgqAutwct4+rGbYzI42pXd8bHen4aubRXl7tu00ek8JUI64D3a4VuIg/nuLwXme
wSSfNmGEORos51qUG3DFLiEzu84eni28hKPaGNN6NkRIdU01unENbhC3zx5nHm2T
zXjz9t1x9CjvfhKS08jOWigYEJzQohz/IqrX8PqwdHbj7aU8xXfh8LDtNZvx3irr
MA8GCysGAQQBAoILBwYFBQADghH0ADSK6VB9Pa2hRY+YVicaqi qfmCIhLRtNH9hw
NdaBTF5xm5SbDcPcLYG8Df1KMBXljQxTjyzadzZOYU0zWQn1Y09GKAQOH24F4AmL
9rN2i1kNvM0f2dz26i0q9f1Z46VrUBMfdM0RQfeMdB5ZJjpBuj8PvAh0D8/UAEZ7
80C/TVpWSIyDpDpWlorCo0+rNv2+/m4krYveV6U00Ddt9d8vDykPmMcn3wQls1oh
85WS0e3JPxqFp/iVUQCCHRbomFHzRA5xTdE6JwoAanq0hyki7tHg1ZRemaQoagsfC
loCIIfegDLW0m66Ttg5IwvalItDM6MrQLQayIdXDVo2Ikosg+27pRKHJXALVGHbI
00ljSwVRJ+6y1EbpiwCGLtxl1kz07WV3AXEFgc2zYoPzDVERz1w5UyDKwFI/hg7V
aFBy66txxLvysdJGF8C0TSoNb4nr11+pBoLcUZOGLKga9QC1H7xrkaQUJWqh5mDA
yVE3xX60MSaI2TwImvazuSerm31l4ij+CMrDf3b4leonUTTLHqefWD7LvtYTFjDl
Q82zJN80EHihTnPhSZomjPcAS6F254qvxT83LqIcmA5VlyrzdH9QfeU4DHMK/pSO
xzstIqJV7+e4W339HxQuCR7F3X9N1itLLIuUJ99H7EDSot0zPSQmtaDSIoG38JIK
Jwgx2Ie+bdOm//wBMsI9PP8hAQX0+AZfSShP+RYUQHepJngENPyOqL5Ycc5mi396
MjcE2J6iw0D1I4TG+D+2PXn09VdeZ1sIFcpt+9m2a/DC0nwts2oh5bwgvmPNpCnu
Uq1kz0+eC3sYfe9tuNYHBOiLvKoPceNpBYZ5A5Doj35tzTo7nYmGRC6BGNyeSxob
Yzj0lQ9BGTpERNvLSG+1zMLwc+3r357MaASHve3qNyjUeN2AZUXNYukGoh5wh7PO
22uEgc9mzXXw7IWuommLirIt/2no1w0/ijlKt8ZUXjhefPd1VtIDCV3FKafin9Y
T5HrHCdhuhD+gmiNRUZezR3mVhRPEJSZv5XRIxN9gSXtuAlQ3RngwZovqGIlrzWk
yrStarOSwPrSE4mm3hxgWf9sMhsl2sfqWSh2TlowcWQK0hnjDkr7959dZfcjyxBN
Mt5ErEbXNaxqyiUCenobUoHvIjCk3XL1GvXJl6Tvt2sg4VZ0fHcQrpQ0zQUMgUUA
mqZd1pELRCEbYG7Wfv49VOK3t6FnYAS/wZ63AD+agdibHeFNLeeuEgQX5hhae7Cm
AUQ6yebzFbgvbyzQ7unxROsjV1XW45coBFRDi2HDxY0hwLrk/y6Zdm840EeHRQi5
1/MmDq99W0o0CLEENqeXMn0dqn3SNVcTMOQXTC4K1Uxe4foF3Vfn8uJTFfPevlf
h4VY9f8lb/lkgLuZxLBUJvLPA/AaqEyRgXpcX8vy5wIzKghKX008iG3v0++v7kJn
yk3uFxXh1v87c1vHInkoxxBjZy3N81TkswKeRkl0+rQui0Bxl98L6U6wSQPu/LM
oEN+XZ5pCYeluhTv3I+owUh1DK6auiI7GSgRNSIX1/awo0QVxy86k+H7I8EDoqd7
Lfdw2dASD38/H2s+MHop2HtvDizW0YJlBMGH9LXmsx4Pftz0G3nUhVSFvsAcv9E
nouY2tjXPTYH2MSnTigRfF5goDtmHBy9hALN/sbvQWF9BXK3Dk69agzhXx70WToa
cSIc9GtES9kcVkd4yKnrJuKYh2M6fnF0J213iFLZ5FYITxsJndBr3G+XzxINqEsA
M/xY7RJDSeojPrH5HpeGV75AZHjAsM3KgYyKhDrRkP52cQfKRU09+vzYQwmWmZi
90uRo8AXMfflCj8UWEcaZ+UqScZJI6j7+ZJRbpEBgXiyPKG1Nhyi+aNaXHz0JL6
H/G1+CM0EH3mwwQZCnzgOS3dIxLmsFEjSfn+3mEortmIxAotTHTj0xTpH9qBLDIX

08rH1qnEV/cqPVwtAmsFhtSi4QLJ6t0qqqDsgPTJXpY7JLWIyJuiYINj+rhKyR/x
31ytYKX34yppjVAKuMekVuiGwq5fsMkReKGEJB4g/DJiC/OaEix6qrct3KaVT7s7
oWdy6fo+kEAuj2WPC+Zid29IiQy6JTjjBJsVYso4KYhZ973M/uXiJ19XsrjBC7Ka
DpFnzdsreuRknz32Gpb86G5SycqJlCjEueeRYE00hG54bcy1jy7WB69WQLGYpxlD
4fEl+8xY0BaT/pUIHs/Jf8npyll+rRfkFHgedu1hERaLFkSkwo+EdqcMpKagYPWG
Bo7I3z0ij7c4LQo0hYOVPe+JET5VhRC2DF7/d2lpiL5YpYpZm4fMr10rcLh3/FtV
ZwP13dC980JBfLPUuy70gQAKyHX04uWTYAV30P7CoQgMQ6k1JLQFWZR6PaTdfSfC
t7j+RRnz/AA0qJEsndooHQV4u+MUEhpHFHDm1yIQDu4AvPCKyCc3I3Lqjs3lMueG
x2zUPPUBXfgwTIsUJ10bKxZh4bYjFqjwcV3auu2qRt0qrPfCuHuGOATLNLfPkssl
U5RJH6Uir00mD0SY6fXCJuA7HF0h9F0wq5noT0bd588Dpohy9EJEE80mnYBl5BWe
Obn9BDx84s9ywTiThLk++TLd2S2KWiw6Qj0AN4YBGtJUF3E/fSv6/NSf3xdxtB8x
T4qQDJeXYS+cCkxpWrnKDh26tQny7IwTr+9TJ0uTi5k3tDLbrnXD+CNWW7Llc/ry
dL/zlql8oaLw6M0F6Phv2LL4UXEu4Z/2KTUHU9rSW45h051sB+wQyc1cXenWZLTe
fZveorA1ENNHU0h+PWAzn9IjxQ5rswEsqAGjflHgl7VZteB2IcAwHMPDu1GjcxBS
0ZhN2RBRq+4iVJXChyzlaVPZcE8whaNaqBxcihJ67Gwb/VshhkTLKL09kXbA68xm7
ZSH91w2g0JLm02He3BuhVVPtsknaAITZkVsymp4AXutr0iuJrJ2lFGzg5T+ceLur
AutotNAF5nrgzcd06MIY5Rw28Ia5nz8GtpPsHIqDXLTLdGJ1oUq6CLW1ie+1C59q
5C7Z0MyySptg7dJ5hCV9jrK+Z4WdcN0tt1h1P5fyej236pqbyQF/TOC7XLBf6Vt2
Pb0ZS9X3o1b07zCbK9IyP/rt8xhXWan2au+VbmN26taLVwWTKnID9EQ+z5lP82Qp
Qve1e5F0L8d296pIKPbSTn3b5Dzm0sU3lVbMNgr14BnexFl0R1SzLpqQs/lBu5+E
M6THJYV4QzjoistZM3Zmc5j0KbsbPutnhRnlFeQ/wV/Rnlp3XtxJkx+yuZ0jVsgm
/rU003YKQuPUeR/l9khmFxnR/y3CcdrkaUZgyy5C+oc1fTeuPNiLCHVTKWH0t6Pu
4txwTcdpjrUPcsznmPun2M9vtQUwwA+2lCVLa2PcOKD3eryZdikWV6c1xKQUw2p
yZK+SlnSPqYBCyk/N8Mcq4Vp6a0bjqYADD/+B6dwBVOn+AP3BZ1eox8u2IVP2UJL
6uTH22ZV/O9gg/FmZxg14TES7R7X4Vj7lc5jiDxbPMFqQR1LnCv14H1bf20VkkKb
p8EnA+5WrVjJA49+PIV23pjhyNPB3gST0stVuR9Gff50YtdxRaJu2neTreDJ1tcz
6wMzjoBmGQMdwg3UtV0K4yTxo5o3oh0E2+MrE4TL+W7QKnt1+hXbWmz00tmPv3z
wyUay0cgfyZolI80Fut2ZvHwv74KaFEgiRskE8dfDje5GQiBSBkk3xHxLy1qFp/z
WalaXebtSW0VcPnt+Gi0hG9c+s0DewLi+iD033P+kTyPvjB0nFYEOApjt/cjJAFw
9z0pCl08i5x5+raT7Kj7xjB/+oTxqaQJh8M5tLqwyufnXc+6bwJE6DhUWvq1j6PQ
lnJ2YH7SZBLz2xpXlgVfkARGCX+uNeRFV5byh5tU592rGL0f/ZKR5Gm+0ipNaF
afuKDtt1VfTKMy4Nyd3w58rM1bFRrkWjAnS7cvwiE0878alwajuEsil8zogV3jWx
0VLMfXYLJ8XutReWz5xQ9eDtiFhWODlsM+V154xjyq2drRf/Csf/d1DWEsgd+FTw
xBBX4rcXmGaAHy7PKkFjT87uk0Nw5SyCtRXtdmSDE2ABkEQ9JlTLA4u45BvzbZB4
Lyot7WpAuLrqZDKrqr+wCD0a7NCZwIO2xHFltcAtbDYgi5zl6MOXCL2TtGkl42e4
jLUdu19wiZsJwLPCenuEyj0GksvUa/Mw6hnen08PYVeuV+wBqvhppcfkBekcEMny
2cFGU/VbUQNTcLcJAKWjTS9BANxRv+rmfKrE1+RKIsPnQSZfQjcSqDkW10x6h6JL
r/mCoqisBhpd8okuJS2MoirvHvjgN5Vfg7HoSCMkKWhBWDdmyT7lft8Dp550k50D
QLmWkFTPI0Lb9BHW6WFDGn+Gh6ovppt9YIpmqfICNBNWSPlu8PKIOVLM23U0kWLd
7l7ceBAjXqCrWfq9gKlNL2VBHkC8Bw/k6pqrNwFSBtqBiw9JNSqJs7Lgf5bX9we7
w+71XBDXJgiEh0GuXjsMzdWkVj5xTWeP8+GUm3GplcBkPl5+0ULrvMa3/MhK9nNq
hPjq9ulhofierpP5C34L1oQ8m/aDZsKQE/wcZQF0x4VxXRHi7Ff0bRSiMulKyrq2
ea4oWUKq0xN6e3m1aXGQ55eSJ7MUg0tdnFLnaXjfmSVH7/pKfh1EL8RsT8j7NBAZ
0YxBG45rFqkZbHVWxJbYgMPm0PzuYNEdudhxe0VTFDu7IFA8Fggd63LWPGxTLh6y
9EpVuH/RhA+GZLl0quilu2Mzr5mkFzX0Lr4K5p9ur5zyZaE+GnyKLA4/zRS0FVVr
3yim35ICJQfF2etIisszjM8uw5FKxP/s8x0KfXLWd3FN8J0R8D37B06gHvGR3akn
BTNmyWfapzhfhrkU7+94dyPI6ofZ7vrU7HBlC3jcbG7E5kza39GL/+hGR3F/2a0r
WvXiZ+X88xCY6xyCiBx41x9J3HRhobMKKSLrWmDzzw9vmh3hLSFrmvixRxonxcgoe
M88iSDzPgJW20r0XlJA1stNnLR+LjPF11hniDLKE7tTubP7jJZYI0RHtYFE34CGM
8eCrP5K/hHyBWIrc36pXyGf/1Cesz5XpdDZ0lTW90NyULub/of+vSmmzH+6BWH
S5gdY19ohic9+GiPd/DqxCRW+LbgmLV591rFM/xeoKZTrvPw6Mv8jgoMjexX/ypM
VHp66hRYLPANvuBykHsQiNH1m2WdTM5WTrtZ2NVrdVpprEDklJKUzW1put2cos+H

```
NVxRXwqTXKiPS7T+rIYcZdqCDWoVZFAv+vD8odUgRSxNf7NsN4d7AIwDi/R2mjok  
owZaummCgkzozj9An8vzidU7mKa30tz3YLRPbF2ggE89ToUy5enph8/elYlbcMbIV  
IvTs91feGZJmTlrBfI5HUp8yGg21b7KXAvtpbxZGHX8NKI6oypi7oIDD8gUGOMF  
ieZqx755kHYaVEXzWYMYHq10DPk3nJ71yXyPlt30Q3rWzKvTdrOPdtXqFFdju+xR  
RPTcW9HHpGfBcqlSUcNUdVbQIb+L9H+BDqpweJRHSUXfIikGQ3v001W4MrMEXVaB  
31rquYZeGQwutpTHiLeU2jwo1M007Lfx1/r1D3UGYc3w34I9tnsvxREeH+NTN12Q  
/xtS9HtJ4f8ZkrKe2CnthCL63J+40YBdlahVLHbKvPESCcCwEbxpmjGZsvuY5qk4  
V5quc/d0ypeG8Eq5mLttjc2Bbi/CVVw0X8HWk+iFxx/05RZTNgdnc43haqa/7wuZ  
epqLVP7r3L7ooU1c0ltb/i6HrZ2sdUFU8IV9Y9Vu8HS+txtmGgMLiQ3DNiZwjypz  
eUtU56vzs4B4LhT2VHuIYpHH14sGbsL4/cDCip45N38AsnhyY2NFrZLoS7d0xf6P  
XC8VEj9EktQ5/7EGsPSPGkDwZ1RmtgSPwC6+yOS9fpQ/5F5QR5CaIRv19HDvrV2R  
0y6U4C7NJPiR8PozKDFPV7gb62MDsxB/urvcCw4wZhd6pc/Q6xJCS5+/wjGRqrPA  
3Xrb4/c6dqKtsLG90/HzDC5YgYai3o0Gucv6/wAAAAAAAAAAAAAAAAAAAAAAAAA  
AAUPFRsfKTA2  
-----END CERTIFICATE REQUEST-----
```

Sample public key to test the Dilithium5 post-quantum algorithm

Use the following public key to test the Dilithium5 post-quantum algorithm.

dil5pub.pem

```
-----BEGIN PUBLIC KEY-----  
MIIKNDANBgsrBgEEAQKCCwCIBWOCciEA5kEhw5WzczX/ilsOgJtwUw66idEhojsF  
LIJXdshIMUoj6E97yrHk2u+cZ/Pd1a7em74ga0bEcm6CeNq1rFtbvz2oj3nfaE+7  
xQkWGejwdmI62uLUJseUMyEG1lhyaP5KM96qbsX1C9GSFjSrSiq4h5m8F3qPAAv  
d0kKI/4QLKMuz4mDt29l1crUu4Lc0EkwfOMMQTknSE0lNsXyz2TQdkMqoBaGs3Vr  
M1jC8f5oPuNzSFFmX+XP18MykeSM8jOMIO5NdsBQPX2QI/p/VbLcWmHZjS+UyJp7  
J82p2g+Jk8m3C/QzLcWppIRALyKH/UwNhJ/AyJDCBYGu4QCmIWlcyiHoxoWQ2+7E  
AZZGuY9i2AQtjhEgHjDL+p67Z/0EeY6+0rwdAnXefNSi/dLux5UpWSaNKD8X+wYF  
iGPbHctFl1nKKZ94sYHKGDu0U0jMcktfYKpm6/bI7TEUa4KNpf0QjcmxrJ0UgCAEL  
yVp+YmBdaDoe95A4W3WxxZoDK1W0IASTCVqU7BjU8frOTprtVWRASX+cCzptwXUw  
0YCE+SnpCH0otgYFJBIF0mEugWiHMM1MrG+roZrZN4ceJQ2HII8YLlwbXmLsZ3L9  
eiwwurp/H32CLttCQiC5t1mTHodS4StALicfk0W9l8MvplZ8jv+bjStA9k53yjr  
VJ1+C9dXHDih/RV7QiFPrnvIgmVnha02mAZf117NNm02GpmagW1XaAtgez0YTEXR  
GAw0/RzacuP8T+9YaC/CwJRvao959afusvBAk/HLWNm503X0A1uxgFJ0BZ/4DuIT  
FQULPQAQG58UDP4L2smz7UwmbD04J94P9seK/XCFeyFXMyR/5S0nHn0q4tRDJpA  
5p4aYUgiNUJ0DwHWMKStb8MT3K8Pwtjk/2TKcltLabSb264oZxZTYzH6cdjIoT7Q  
lkzXMBIVqxLvCn39xeYyCgfpfnCjg71yqX+n7roiWTzET7qs2hA5BttkKyZS6nH  
myc+L2jRU0UHq24eokuAwLJVk+5v7E5pKZcsEUwjyIzGCwP3ZbJLEZnkXEnsmkn  
S3wUZjBTQELkAHFVUfVJzgtP0S1Xqrfq5/UHrqcm0CLnvLIL1ULlWj/0KVVG0x4d  
wq2h8/IHONNF/AYFtygQKSkdkNWBISijFg677nw4psYT6u0Ft65VIZvx0hRq9g+j  
+jm/dRqGkWhiS3G3DlyJSBCXxVFJqerAvEDP6MK+TwumJFPdCLEYAqvIlSoEQleM  
lnnc0grW2BgyfBINjcxYgZJhG4YzGkhGz4Mt/LJ1ncIH83HzWLSRv6GrWVvvh3Eu  
FJcVCNlRDxyLoXa0yX0s0f00dnFlX87eJnesDueUTH5+iYhyMH/A/KJSdH1pkoF0  
2DlIUbko4LvPwm/RJ90I8jmob46xQwZGcU7B1H0IwL+eVlvGMQOC5mdDjVjmammX  
F+v8/+aUyJnmJ+S2WHWBwjFKU49T1vqT0UG/LNcfY+XSLZDwwwLaK3xX5E8G0JG7  
LnksUnTEhkceBIUIk0LD0koD0W69CJNEyCgaKc+KQeC6BwfwDCFCWYbDtnG0bNY  
vangMY6yptkfl9ZyZrenLvv1PjGh22o6tnJfpg5uzyRsI/P8H/e80dagB9/HTIZY
```

```
DXwV4m198gS+DM1D+HPCymVEZdKPP/c2zfi9jU5FU8UX9EnK/4ySc1crAzJfwPRL
VYOZEAHym9KaqvYNYwk9Nwihy4LAGqqEmKvCA02G8jkoIoKHaInLjYxaLL7NjKaO
BCReLzYBm76VH4TPLLEp80D68q8L9UpXkP5490jnuYb7SN61jpcCz4mH7KDZmWxo
4flGmrvSYjJJo4grZs+XYh4C9lMu1kaM8VPyCkT6WYwe0M8X+hJjJKaJvwvgy+pF
9hzXasdm3VviZ/2pALpXiNl+dG9mFCNnYcxJRvksUPnWksDQ8XxiFPeMptEmIUlo
qy0YhrCdNStYsTsxBKA5w4PawzDGLRihDmFW+s8NeMyKMaxJFYLUz6BDwsk1pir4
gL3G9aA85LjPjI77fj9XdYhb/4Q8dEgU0/ptIZ/niZmlLATMUNN+3jnhFBachCX+
qabEfpYT1oOrpV9K8nb8FE2lvkQR72tqyeFFG6BEWM8+V70bq0/w3wkTZTpA3pnz
NbzXFIPdWAXsI9vfz6UuG3NMdyrcWML0yXHWUdILEBts9WPsNgFT7sKVUyGwTpcz
ISmZiSIigqu09h7vxSiOLVff1TkBmsi5mDx/cPjE5rRNarMbzGJquALTWgWLstJm
st9ql2GInuoztDPBt2sInkaqHnJOLYiicQ6ykJ2JAoxVAF2+VnRpv/a2m8bdJoI
MF2bD6m77FuUCnSLcRu41icZQ4angTWEgJALUSG59Q8lev1+ngS4aFTTWu+AVgcX
GIzMn3c+/lqR0ojuKTugVZSX3zPHxTigbrVAywX5aMYC/1tTnNMTvSIUECn98
BJ4AusgcNsKImr+lszJdyEwu+9UQU3ItYaSkTKrMx4FuhEAct+UYaHV3f8HSZsIs
QwzmUDZVwnfagyvi0n7J8ChR5d3FHqAwuPu3TEntxL9pFn5A1ssRKEosGRwVt6Az
7c2bbtPK/Io15aGPMYlGLTnDjEiGDmEhoM0aXfJfOfmoNf1oPTPUD0uYIoZ0g1t
zT5KQmiTU5pf8q2LExlYnHYwQx4GXVga1Q09uI8cqt0qneRy//i54SPPrEjUMFyi
NC3VYDWA2JRrDl9MAgQfUjTjy0/QZb7kg2gh4MjGp1l91ZMdybpGt6WearAZrCIUA
vrbDoYeo6m9YBbe0ahZ9Gdn3Y/X6z8oXm/J8LHAQlgDLKMK0eNNe27oMKU3KnUpi
Z4Bjly45yRCsEsIQysMv7VhJ/LEXdtvukp0p6nIX2pTgr1Ud0K7eWENgujz4pGHC
/Z615ArrnzaQz/zJEqi25iif4D7gbbe/F+5mnDxU1uMr3fME7QU0Ckz7ziANf8xa
M40sSGYV65aywfdEylE+HisS6zHGrYlCGZdQdSjvUT2R70wDZCzfcKJWYR5oQFST
kkQ0hTb6Aft60RJBFI fDV9WwM7lN/jFmc77Fijefss6BBt3kX4CijW4CZN3fgePw
7aU/rwADTinCtdMGQ0AIw5usgTmVu4AigxyK25w9fi50+Y3zUeAs8oGzj7gLZW7q
23u0eiriTjtXV89bLcNc4IXqmLbveNZeA9WsUnaZSEoDS/Nf6n1hGwi6Q6JbKeC3
IfZSTs479KunHWKtGxyT3d7JW0K0okygBpgqAutwct4+rGbYzI42pXd8bHen4aub
RXl7tu00ek8JUI64D3a4VuIg/nuLwXmewSSfNMgE0ros51qUG3DFLiEzu84eni28
hKPaGNN6NkRIdU01unENbhC3zx5nHm2TzXjz9t1x9CJvfHKS08jOWigYEJzQohz/
IqrX8PqwdHbj7aU8xxfh8LDtNZvx3irr
-----END PUBLIC KEY-----
```

Sample private key to test the Dilithium5 post-quantum algorithm

Use the following private key to test the Dilithium5 post-quantum algorithm.

dil5priv.pem

```
-----BEGIN PRIVATE KEY-----
MIIdNgIBADANBgsrBgEEAQKCCwcIBwSCHSDmQSHDLbnZnF+Kww6Am3BTDrrqJ0SGi
OwUsgld2yEgxSqfYuLEFNNEvakFOLQg/b/HLdmyiAW2ZaIE1MdtCDmcVUrayevwP
f7FCCi/jkNCboe7kfl5ifwdCHn0eb/OWzSfD0FEhEooQgWsyCFIIXEwLqC0aNU0Q
l1AZAWSgoonIACwaIA6MFg2jEmLRNoIaFJLREgKR0DAjgBAiLwJQXDjNCELN3BR
SAATIQTaqEJVJImWhGA5BwhGcGIqLJIgkPAxDIgwANCnBQFCgMDEjFmDjIIQQAREC
hUTJkJBuTG0gl3FLNmDUhkwiuChMuBGLJhIkA4xQEg3iwoAUIFJbwCkTCZEgqAga
giULsoQMOGjBABIESBKcBFDSFmkDCUSUFE4CMSQICiWSEYkTIhAUhhDDpDCAfK7Q
JlAgACoEgzBipC3RgC0jNjGBImwbsSkbLYiMiRiNiichgnACIUCNm4Axw1DGE1Q
gIAbg4EatgzRIghUAgUto4XByAwIEkwyBAiUtEUjuG2RtiCaREqKILFBIYASEgJ
pAlSoAwhFAAcwAUYxk3iSCGACI5hpkikKCnaJIqbCFFk0CThxnASmWwAFm5ZsImE
QIEkM2KcFoHQkBFJMojaIkTcyHCY0AkLFgUkJS2ZApGCCGBKQo2SJIDSgAFgBlAB
```

SEiblk2CMIIEMHARwaQiCCEstG3cIkAIhlfkiG2MmGDZEIFaNDaEM4oikQjpw2C
0ILDSiziuDEQMkVkfAMkgBDbEmIbCQmKMoyDQk4gyU0Kok2YMGQhNA6Isg0cw4lh
RGiRGARMJG0QuSjcFmibxG3JxInLskkTQ0QMwSGEFkzJEg1CQgVLIiKhsAhQfKfg
smFjtmhJBAVZAnCbImAZNImStG0RECIYQ03IQAgRKSXhmfEsEwbkykRmSwjQhKK
iA2Tki i SCILUSIwbIgJKEkhAMGAhksXBKDCehozSsiUapAAYMTAYt2ihIgQQNmAc
MRJbBi7cpmWYIm0JQxBDEKStkFCAoARhmQkT0hZApIKCYWMNmVaxkVKyEUhOAYk
KQAZpIikQo1gpk1ANGQQOSYCYgUiMYUYuQQAQWSYSACcFGJDKInROIqEgIHTQmBZ
iCmMqGWZmHAJQJHklCLSRUCUckQgkEyJJqIEkGYKUQIkAqATiFoFYxCWCwinBQooZ
AgECOIBEMgECi0UhekJaLoABI4oSQ2EiJijUgmmYILCLAhKBqEBUBBDgQCQaJyKS
NJGKAoKIFAgIEVHkxGwkMAxENE6aFEIAKFIhiVAgMARMxiSBEGkBNlIRfK6SEAFK
CEBLSGYkIyAUJ45bJiHKOI5CtoEan5CKLoAKpYwguZEYokwKM1CDoCkgIg5AFiwb
gWgEuEmawACUgiASM2DEgk1YFIwSCBKghGecFULJIAqSEg4AgWXJwpHCIIFZuJAc
JAARI2zkhBEJOEUbx12DQGEQoJGcIBKMFa1aCBFSBk0EEUzbNkQYAGRINmgAqSRM
iGzg0CwjBIwCJiaCfKaZozcNkQLAgpUoBEgE4gBLUHLqGmQRmZjskFAuDELFXER
qGXlwk0RCCYYIGrQFpEItixbGGKiKITSFgYiuGDJKGgSlgXQAKYaxZHZAkSGJHS
CA7kkGzMJESChnFSCGwCSAgcR2qbGawCto0boQFTBo3QQgYKSW6KxJFbrilQRIJC
liHyTJGBSJBkIHEIRmTcwkzbrGojNUYRgSVRMATryGwkqXAAyFFABg3aIAQYGAWL
QhJQJgZiJnKMAkJCECrauIwQBhAJESxINjBEAggTCWwYRYzYsFAJmXDCBhBbGAoD
NU2YIC4LEGGZekLRJEWMBIENmIcl00TFSEMfjFLiFATKRHDFjFDIoDgoEwEt0RR
AGTjgELTpI1aKE5bFJLlNjKBfPIrWAnSBCxaNCEkhA0kqY0SFC7EwmLTsgxjiHCh
LEXEGGUgBSLMSIFUNFCZknDSICESSE3LQiXRhhHTpgycRoxgsC2TQmQyYXJFo3a
OGxBRogEA24Cl2zkkAIBoIzIQgxjAg0KkA0jZjx2Uw1InVIg9edN/1H7IkhC3kas
/wvNfwG9nGsGkrk1EQ/87TviIKXteZAbSL0MawloFIytA+plZf1AVuhJg8DFXhk
bF96Qd8NXD6gY0BuPMS7JKvCEESpU5tNjM9c54zHFS4Q8pHMxP1QvcQqhlDgB0Cz
TuXDMTF/GmIWVprMxmOXrP300qLYXwqywwP3CR6kAqi1aM19XxHgkDUqxpsDU2HC
fCJLfd42zcz2UcGIKnw70WHGkfxs+2Qj2TvlS2DMU5CkdTQYjbpRIDnxY2y/GrgC
J2h5sz3X2mcBjE0JGHXG+v1ZKqU+334FVwk8JG74gJNAHGvR1rgEzBom7EQ0Hjqn
Q3yTBwy8MrPtIoSGaNB8WM2rLYZQpEzjgEdcVw0hcI6ns9n/2DIW/uG2Thvqy35
YWmiugwDfG0Rbv+xJMyiaY9G68uDPEbLeF3v4C6WUZYLUxctMuft5LqA3DyLA/ku
iSzkEavrJVy84eGRDSbPpFJG7hsFR9t7vXLx9PUwXrhYCKBuecK0st012mkwk6er
6hvJGXLmWdlJldf3ZpE9BeYiofA+qF3apCHS69QUf894mCLMvt45L9sL2S3Uipx/
myBsy6UgoJLZhAHB7bzMkIjRkGW2EXoYA0Zxju/zvoS8bLIg5E/Wbw/SWep9ZFuk
ypBDUE9LZDFLAqtUaBYALnfNKRDNgwL/iGBisZJcojBkH6L0TehOUlk4H81JcPuA
/5S3ZMULrZM9mB5sftKMKH1w4hIO29WZZ0K6ZZ/Z2tapsS2PIZkkav4lmJ0R9f4m
Ap+IUwZrsgaFWAoDgVps6Dt4NXU+uCE7s2epr+pHm4W2LSb5crBwH1xNFMVwsjJ
w1ihfJtktwq79N4Ua7R19e7ZxZGVh2wRmjivh+BPO9uA8xFrUFMBI8A/B8p+mrw
AmVIy7bmkE5y7LwHLP4b0nEwWLTg532GDKYX/Zsea4smAsr0xjDTiViJNSqqi2Xe
rrf5pIL7ZmgJohZOU3mWwqo0mKiJRHUEkDMUEqDRxCSBVyoQy1brwA0RA8TMIr0T
ojai4uhJcyMx3oBG0/f87pk5WSK8YpvGg0e/EHxzGehGcDNlosI70J9AqpNoe0WF
wk5/iV2LY3PThakJP5hwayx7wUopmrEr8rPE34PqtBkt5kz0csIjlnvk/j+p3mtH
j09TWRtX6s4JQ6yHX8wbBHJ0Ytpv1/dMxRMbusDmYyqUVAW6qwwnv/Xro/2fEZ6
tSeIgAdSI7LdtntjWYKJeYygnbhbJgWLA2IXKUa2fCCrI+IbEdR80LIN3xhCT5h6
20xyNNk2XfZ0lagAT5J/GPmZPb0ISEwpJ5KEmTZBkVtWHz1Q+uP/HbV0GgmAncw
kE8MkR98E3otdnnsIDZLQPlk8Zs/QBW7NqYTh3dydHn1p4bCUlt2PCSDZXrKGE
8809LKF2+67r4iW4p097VXzFp5SwdpSj0vbj7fzPgVbHh1zquYeCKlhJM6qQyvzT
ekHlwEk0tt1goPIsRUZ6tvLn3poLU/57n4TYKFTEiSwdUt2aParKye7vNwX61W7S
WvN/E/DbzI8MHaA2LTade0LnmXHFSRc+7YrRELMBrigVwHGahGS8rDjB80cERKX2
TySiB73eBZJswyPhUGwXhsq56UjvW+a1LVBk1K8Ck00HkQGpmj4+cQR+C6YnuFX
s1zz0fZqLU0d0I8yigvJfs6JF2V9BbZngysn8Mi2HMzSZoMMhHjP/YhVC7f3407a
3spZ11RUAgcqMoR7uWum0SN0qw2+Gwf5SrDrPOuKM99M98ohjUVJGZSmKsutNgef
EvdL/xFGV0Zhv0/nDG/wSdwalV9ri62K0sVEhmh9GEeKbqQTri1ePG+0xf5rQGbf
S4QbmV3XE01Bru0QTG6gIvxz40Zpkk9f3Gp4UZ8DbmjVSvEILi6GbdukybTup0EO

vEUgWceureY31ql14TW5PKo1P4sWSPCSJTjv/rufLKRil54lB5VPhCYXaGRXldC4
BpKpPV4kSr/rrEE98Xime16HW6mjRTsLoo949p85rtU2S879NpVY7/6TLQtcZHPz
xL+9ma1khudlX9pWPrvFchmHq18w88Mspc9C+XD2fdu8lNK9/51pk+Zr/RhI2Tia
H7FwmWCKJmaWZG0ZPtKa2MUAeJo9CcDrvZMpoGDhOuLAp00wKHwMqWC8/DVlXYn5
OZHkM0pp9Y0loVW5YjBRQacB7glKgdQqukPTLOcXdhGjzUodpWJzDpx2LIRCFdLG
ogx54FnBmNZLH29gAU7MYnIXvi38KJD3NYrNVhC17kRSi4kGPIgIM1AeBhz+ZD06
M45SAUTS-i60jF/Uw+7NiIK8Z90toGJ3gFGfEEtLNsY0J65P8RD94Ff9KDSxJHFBC
RfpFQcu50CHMjJZsd6+W/HhBLqXJ+BzbIJxLH59yqkBYoYSs6LOSWEots0pdNbWm
3wSjVqhlGwE//sA7/XOC+2du9gBr6GAHud+XmRHrKLC6E+SRTghgn/JD8CtIaORI
hM8pqKUBikiFEReW0DFgo3pQsl4daCFLK1KQDD22AM2QKDaqV9sLASq20tPT7JZ2
FSnq0zZ7ARSztv6jCeB/ueKEIY7np+BfJl5ul/wM6XvAbY5nJzZRzvXpnsE+2R2f
d9YmWkqTsLYuZaiJ4eY/KtIMhtEsEo248Nvyfu393xLB0M2Fqypvulzu8gQwjTtZ
PndBoGsjdsRSYpJyFTWkxL767GcjEBSEPKlWX6vaTONnXxaWmhpdp6WkEvSHKM8
ADk4XoU9Gs5Q8e14oIza+C7mbxDn4y5TVfZHHvhcErVmLLpFzhV/PcQ0i6cuEGMV
rUpe8YR0mdGrvWpFzHBu1KEWg10aNCebuF+gt684RKIug0ofKafu5cavjt0tIewO
xfr8Ep8QVr/kBURFiqZZPvL7kuzpaRTA0bp0cyiyKdQAwjtrAZ4vwKsflYpkK08
8ehlIeUs4JXkprVG+G32/YL/HdfYXD9/F+4hac/Wfuwc7MM0T6+Xhgud5Y4DlqLK
Gsde/v0s94IH1Y00WW1Xs0khHlsTwmJqY9A1hYE7CF3hAo0a3vaQNHQZA+4XeIXX
lfrWZ+F9M1jy/RjHm779Ku4j53QPju9Wy+E6+hsZed1pnBV5uUiHm6x+r4IJQuYV
mhcVVcgDm8e+0voVz+Kr/9SA0suDfCGmIA7FPXpAISJfg7e+DA9p3KGvfty+Uz+z
fQ/AvsZ73cKlZWBmmybA+KiLp5NKbTNOGG760sQ9fmPI6GPFi9zHI80y0VMIZ4L
KBceszniRp4SjSft9BFczltcyw0nWgnm0/KH+aZFcSddgZErOfocrgxzk3s4N/HI
KUT4iEiEtEMfow+b012cBq3pmzuNfnU69Z3JmjckfOPC/445DCFutX+wD90xN6mh7
CLl0z8rzb5Fgv5iAdBFwvh0zMzfujMbGDCsSNDlKAJ8VKRHNIwfl8eSnpHCJbytl
eyBUt17kVsh6Q/ic97IWPNeB0rbWWG28rVlSauwjriabzJDXqRWR4s+uoZ5Igciv
dAxWAV/Bhfmdd14Fypjs3AheezBE06W+fVb0U9Gd/Gw0qgmNdoLaRo4FLHdjfQy
u8hDRjlesI4zCB+T+R2/VDye5QiBXtINl33E/OjCUBVbAu8kj8hn8y494ql9r8EN
4LHBFMrCzcP78Xa+L7rte4qd5aDQCy6oUMj0147ODNosL7m1Ld0xEan9eP1DcT+5
sFtAqULvhmLORIdZbSVRM00d0wuuo44LdilMa5d0asL46RA0SuymP00eAs/tV/Ae
Kp+nASuADHPokHSi1tcfYuwU5keAmiy9Xz/YWe3qyYHQyuepT30l1Me0dPBKNCJ
krP9nKmXi0Wlms09b7cD20PFdUmloSIn9yU1R6UMgdeiq2UunJR/ed0gSsnDzju+
2tENAFDSgC6cwcEcvtmpeml9o5Ar6NcJwJv5cMncEigOZj8KMlyN69Va08WyhRh2
HkNWGo3NcFTAEDlVAgLx6o7mVIuKyqjyD/P77vcdFoGpaH1fDUTE4f6GKZGoq0B
Z7Nco+J6t1kcyj0uNdb8h08R0S392D2ActY2HUGBYkOHnfc+088bb6ZeuYq2Nk6QG
x/rTca/F8D5bX5FdQZ3w+59Tm52Yd5k2sPIAh3prDkDgJcXEE/8lg/TRofteX5k6
kpEfr2JgI2ELBpbhv/hCJTXx4Uz9sx88Jq3F2yB6xacM0kMacowY0AFP+uZiCKMn
90eocgy6180WZUaEtEwoCnPZiPrORkC0tV8QRATfsa0o/0LZX2NC7oDACCyjI7b7
kJfXT04UfZm9ZJ0c04C8z/pzkbf/D6i1lvt4gDNRWpQWHW/hLpxTnMuynXwPVYQA
7J9kDXxKuIPozWKYIorwk80sGmtBFEJGa57qvuz1NTFR0Ti/uWYD3nNd5kEhw5Wz
czX/ils0gJtwUw66idEhojsFLIJXdshIMUoj6E97yrHk2u+cZ/Pd1a7em74ga0bE
cm6CeNq1rFtbvz2oj3nfAE+7xQkWgEjwdmI62ulUJseUMyEG1lhyaP5KM96qbsX1
C9GSFjSrSIq4h5m8F3qPAAvd0kKI/4QLKMuz4mDt29l1crUu4Lc0Ekwf0MMQTkn
SE0lnsXyz2TQdkMqoBaGs3VrM1jC8f5oPuNzSFFmX+XP18MykeSM8jOMI05NdsBQ
PX2QI/p/VbLcWmHZjS+UyJp7J82p2g+Jk8m3C/QzLcWppIRALYkH/UwNhJ/AyJDC
BYGu4QcmIWlcyiHoxoWQ2+7EAZZGuY9i2AQjtjEgHjDL+p67Z/OEeY6+0rdAnXe
fNSi/dlux5UpwSANKD8X+wYfIGPbHctFl1nKKZ94sYHKGdU0UjMcktFYKpm6/bI7
TEUa4KNpf0QjcmxrJ0UgCAElyVp+YmbdaDoe95A4W3WxxZoDK1WOIASTCVqU7BjU
8fr0TprtVWRASX+cCzptwXUw0YCE+SnpcH0otgYFJBIF0mEugWiHMM1MrG+roZrZ
N4ceJQ2HI8YLlwbXmLsZ3L9eiwwurp/H32CLttCQiC5t1mTHodS4StALicfk0W9
l8MvplZ8jv+bjStA9k53yjrVJ1+C9dXHDih/RV7QiFPrnvIgmVnha02mAZf117N
Nm02GPMagW1XaAtgezOYTEXRGaw0/RzacuP8T+9YaC/CwJRvao959afusvBAK/HL
WNm503X0A1uxgFJ0BZ/4DuiTFQULPQAQG58UDP4L2smz7UwmbD04J94P9seK/XCF


```
e4yFXMyR/5S0nHn0q4tRDJpA5p4aYUgiNUJ0DwHWMKStb8MT3K8PwTjk/2TKcltL
abSb2640zXZTYzH6cdjIoT7QlKzXMBIVqxLvCn39xeYyCgFPfnCjg71yqX+n7ro
iWTzET7qs2hA5BttkKyZS6nHmyc+L2jRU0UHq24eokuAwLJVk+5v7E5pKZcsEUwj
yIzGClwP3ZbJLEZnkXEnsmknS3wUZjBTQELkAHFVUfVJzgtP0S1Xqrfq5/UHrqcm
0CLnvlIL1ULlwj/OKVVG0x4dwq2h8/IHONNF/AYFtygQKSkdkNWBISijFg677nw4
psYT6u0Ft65VIZvx0hRq9g+j+jm/dRqGkWhiS3G3DLyJSBCXxVFJqerAvEDP6MK+
TtumJFPdCLEYAqvIlSoEQleMlnnc0gRW2BgfyBINjcxYgZJhG4YzGkhGz4Mt/LJ1
ncIH83HzWLSRv6GrWVvvh3EuFJcVCNlRDxyLoXa0yX0s0f00dnFLX87eJnesDueU
TH5+iYhyMH/A/KJSdH1pkoF02DLlUbk04lvPwm/RJ90I8jmob46xQwZGcU7B1H0I
wL+eVlvGMQOC5mdDjVjmmamXF+v8/+aUyJnmJ+S2WHWBwjFKU49T1vqT0UG/LNcf
Y+XSLZDwwwLaK3xX5E8G0JG7LnksUnTEhkCEBIUIkOLD0koDOW69CJNEyCgaKc+K
QeC6BwfwDCFCWYbDtnG0bNYvangMY6yptkfl9ZyZreNLvv1PjGh22o6tnJfgp5u
zyRsI/P8H/e80dagB9/HTIZYDXwV4m198gS+DM1D+HPCymVEZdKPP/c2zf9jU5F
U8UX9EnK/4ySc1crAzJfwPRlVYOZEAHym9KaqvYNYwk9NWiHy4LAGqqEmKvCAO2G
8jkIoIKHaLnLjYxaLL7NjKa0BCReLzYBm76VH4TPLLeP80D68q8L9UpXkP5490jn
uYb7SN61jpcCz4mH7KDZmXo4fLgmrVSYjJJo4gRzS+XYh4C9Lmu1kaM8VPyCkT6
WYwe0M8X+hJjJKAJvwwgy+pF9hzXasdm3VviZ/2pAlpXiNl+dG9mFCNnYcxJRvks
UPnWKSdQ8XxiFPeMptEmIUloqy0YhrCdNSTsYtsxBKA5w4PawzDGLrihDmFW+s8N
eMyKMaxJFYLUz6BDwsk1pir4gL3G9aA85LjPjI77fj9XdYhb/4Q8dEgU0/ptIZ/n
iZmllATMUNN+3jnhFBachCX+qabEfpYT1o0rpV9K8nb8FE2lvkQR72tqyeFFG6BE
WM8+V70bq0/w3wkTzTPA3pnzNbzXFIPdWAXsI9vfz6UuG3NMdyrcWML0yXHWUdIL
EBts9WPSngFT7sKVUygtPczISmZiSiIggqu09h7vxSi0LVff1TkBmsi5mDx/cPjE
5rRNarMbZGJquALTWgWlStJmst9ql2GINuoztDPBt2sInkaqHnJOLYiicQq6ykJ2
JAoxVAF2+VnRpv/a2m8bdJoIMF2bD6m77FuUCnSLcRu41icZQ4angTWEGJALUSG5
9Q8lev1+ngS4aFTTuw+AVgcXGIzMn3c+/lqR0ojuKTugTQwVZSX3zPHxTigbrVAy
wX5aMYC/1tTnNMTvSIUECn98BJ4AusgcNsKImr+lszJdyEwu+9UQU3ItYaSkTKrM
x4FuhEAct+UYaHV3f8HSZslsQwzmUDZVwnfagyviOn7J8ChR5d3FHqAwuPu3TEnt
xL9pFn5A1ssRKEosGRwVt6Az7c2bbtPK/Io15aGPMylGLTndjEIiGDmEhoM0aXfJ
f0fmoNf1oPTPUD0uYIoZ0g1tzT5KQmiTU5pf8q2LExLYnHYwQx4GXVgalQ09uI8c
qt0qneRy//i54SPprEjUMFyiNC3VYDWA2JRrDl9MAGQfuTjy0/QZb7kg2gh4MjGp
1l91ZMdybpgt6WearAZrCIUAvrBdoYeo6m9YBbe0ahZ9Gdn3Y/X6z8oXm/J8LHAQ
lgDLKmkOeNNe27oMKU3KnUpiz4Bjly45yRCsEsIQysMv7VhJ/LEXdtvukp0p6nIX
2pTgr1Ud0K7eWEngujz4pGHC/Z615ArrnzaQz/zJEqi25iiF4D7gbbe/F+5mnDxU
1uMr3fME7QU0Ckz7ziANf8xaM40sSGYV65aywfdEyLE+HisS6zHGrYLCGZdQdSjv
UT2R70wDZCzfcKJWYR5oQfS7tkkQ0hTb6Aft60RJBFI9V9Wm7lN/jFMc77Fijef
ss6BBt3kX4CiJW4CZN3fgePw7aU/rwADTinCtdMGQOAIw5usgTmVu4AiGxyK25w9
fi50+Y3zUeAs8oGzj7gLZw7q23u0eiRtJtxXV89bLcNc4IXqmlbveNZeA9WsUnaZ
SEoDS/Nf6n1hGwi6Q6JbKeC3IFZSTs479KunHWKtGxyT3d7JW0K0okygBpgqAutw
ct4+rGbYzI42pXdbHen4aubRXl7tu0ek8JUI64D3a4VuIg/nuLwXmewSSfNMgE
Oros51qUG3DFLiEzu84eni28hKPaGNNnKRiDU01unENbhC3zx5nHm2TzXjz9t1x
9CJvfHKS08j0WigYEJzQohz/IqrX8PqwdHbj7aU8xXfh8LDtNZvx3irr
-----END PRIVATE KEY-----
```

Falcon-512 (1.3.9999.3.6)

Use the following CSR and keys to test the Falcon-512 post-quantum algorithm with the 1.3.9999.3.6 object identifier (OID).

- [Sample CSR to test the Falcon-512 post-quantum algorithm](#)
- [Sample public key to test the Falcon-512 post-quantum algorithm](#)
- [Sample private key to test the Falcon-512 post-quantum algorithm](#)

Sample CSR to test the Falcon-512 post-quantum algorithm

Use the following CSR to test the Falcon-512 post-quantum algorithm.

fal512csr.pem

```
-----BEGIN CERTIFICATE REQUEST-----
MIIGczCCA9ICAQAwOjELMAkGA1UEBhMCQ0ExEDAOBgNVBAsTB0VudHJ1c3QxGTAX
BgNVBAMTEEZhbGNvbjUxMkVuZGVzZXIwggOPMAcGBSvODwMGA4IDggAJd7omJsRY
l3WSx+TbIQxsgM/nrh/LImEvcuEMnA90h1k2R0WvgauAOesgY2WoS15RPDUQ90H4
X+mxTuknfg6Z0uIyKVaeLHD8NUQYjVSAaeUl7ydUmSKlg3vhYJ1UmKvkVMVeEQv1
uE3xAjTNpLTLI7eFA1nJXIwISD1jACR7AKY40RxFXIx51EyVsh9CsVx9hitTtAv
Wz1N+UAJNeaNKIIIfgk87DunhJyxCQfQb5YhsRHYKBgMike/U7605Ux3ky6fPwWSp
6cq0qG98+f/AYMqmkCa0dG6joltYtLj2APAAecoZIpEbSrUKjZulIDplpZuihi
4o6SDdh6QRDCuAlrYW0FJItnYepNPFaiqCNfrkIV6l8pkXVYNTgSnNMi6oK7yyzN
UW4HLUbqWlZKEtnfACoSWRWAYijkPAYjgI5i03Cx2nfqYU01Hu7XYc8gIn59ljXT
LBFZgiFgKLGsWYtL0oyurzXusD9UenuQ51v0BigIkcmQ9940NWzcksZSfW9tNjSm
JyNq0kJXda4VR2C705pl/6huNXXWGCyVleES69MPqWwTuLULhoua11Fg7YazhiOT
iwzChKnRZYzj3TD1I9NnU1MaurWTMLKUIQr+eYrFUWB2LsSDnb4b7C0xPIGphGbn
iIvBRYU4nHjokGsQYvFFtQF7fvq0eM8auCz+0/j740IWNshTPRCAGEZW28yfAQt0
LUnLZ74oSq3rzYx5Cd7t+20TnLn0iKYhiAZm2Tz0sJV8M03JUBilhCpVUAGprSpT
mCDn/iW0KeAU024hf30Jm8RsVAiWAgS6SodrmIWOBm7QbEMQ7gbMAF4ATkr5BRVm
ngIH8t0rbTllzCJx53uoeMxiEWX+QMDkUhut2LAQQHmWRZuope4F1QJTf3EluhiK
cq8aYThSB0hKOZiBH9JLSBaL5+PKaUMSTkt+Ea06MilJ/stpeqh4J5IBAL5lobZr
a28FYlVILqd5m60dW5EGsA/4tLriJGacVjMkrYpIP8CWo0oEL06qpabs3zQ17rpn
HYKkBACoqLLOSUQNfSTZFPgnUPg6n8hEjGVrxRIPLhyBNnDaC0dj1nKrmah3aKHT
C2VHIVc9gINMKYALCh12Qa1ltw7WivDZrFQWqxTXwcy+GagaCGH1EfuUpwVYPj2I
iicJGxGtvj1VKY1iJn1raH4Z6JnCh3YuZbkwCQYFK84PAwYFAAOCAo4A0TP2JI/+
zcbvaZkZishfX/5DpCU65NvyrZWqMrcxla8qt8Ybzer3e29nldaxKEURMc7kEEds
gi8cFxtY5kP3z0fLze3zmRP5M75ddf2MblcbYvo93W8q6uih+ALNXabk0/7oQtSH
wiCX5RkfwxEyxpqvZHot5u5Ya9AYMv5j0BG9QAKSTxTdlXyeno+nzEpRCRyHBvrY
HalClc00uTQoX0pnziXGS1eklBnWBOXgoI5l/1dYyEMiD9l4tKBQI0sKeeusMwxn
Nc+0dmjii0PDwWJc6zrPHM01DcRdy83L0If7m7YjFepcvS9raftnpMwKfFGKJHSM
JPqw3DJFHTlhr0TpKsFcorkCgxedzf1YmmuJm93J/Pv8kxslUWgx1lkVWHR+qMHo
l3y3xIsLB7E50/g1BV05cmP6uvSCGI4z0hWQplfK7PUDe47j3WPnbd2YiyrsYp+d
XklCktEQFn3T0GryuXMagqlRmBxSTW+DnU6TpeNGMYd5ZG8rcmRiAZGWc8zqMvLj
JtFB6exKtaJzNq1h+3pyIpPSGL1DybiPM21v6c1p0sVMTqVFLlMT1zH3D2Vt0apH
8y/0ahZx54kNzmGWTZwHSPbo7/XWFvrJ71y2IFhehIdHpFyqQwrFQJff1R0xUqzW
PBe7ubgkFK3iiqN3ujEeBceRm6fjCZHpQyV07LK+EBI4tGdzHsZhb1ZcssFq6r3E
k0/f1rc9Td4RsZunznqfPGdisiwOeelBP5pJlbK+RA5U0ifiyWmCPMaquxYnDxzN
Kxym+lXla3tdS++dFEGVNoU+tBRvXRDv89s+6Syf02VmFtSR2K1H1RasrtY9HmKH
rnX5capVyLmlffITcuH8NjJ2Gx0VgCA=
-----END CERTIFICATE REQUEST-----
```

Sample public key to test the Falcon-512 post-quantum algorithm

Use the following public key to test the Falcon-512 post-quantum algorithm.

fal512pub.pem

```
-----BEGIN PUBLIC KEY-----
MIIDjzAHBgUrzg8DBgOCA4IACXe6JibEWJd1ksfk2yEMbIDP564fyyJhL3LhDJwP
TodZnkDfr4GrgDnrIGNlqEpeUTw7kPdBF/psU7pJ340mTrimilWnpRw/DVEGI1U
gGnlJe8nVJkipyN74WCdVJir5FTFXhEL9bhN8QI0zaS05S03hQNZyVyMCEg9YwAk
ewCm0DkcRVyMbedRmlbIqRfCfYyRU7QL1s9TfLACTXmjSiCH4JPow7p4ScsQkH0
G+WIbER2CgYDIpHv10+juVMd5Munz1sEqenKtKhvfPn/wGDKppAmtHRuo6JU2LS4
5dgDwAHnKGSKRg0q1Co2bpSA6ZaWbooYouK0kg3YekKwwrgJa2FtBSSLTWHqTTxw
oqgjX0ZCFepfKZF1WDU4EpzTIuqCu8sszVFuB5VG6lpWShLZ3wAqElkVgMoo5DwM
o4COytNwsdp36mFDtR7u12HPICJ+fZY10ywRWYIhYCi4ElmLS9KMrq817rA/VBJ7
k0db9AYoCJHJKPfeNDVs3JLGUn1vbTSbJicjajpCV3WuFUdguzuaZf+objV11hnM
r5XhEuvTD6lsE7i1JYaLmtdRY02Gs4Yjk4sMwoSp0WWGY90w9SPTZ1NTGrq1kzJS
lCEK/nmKxVfGdi7Eg52+G+wtMTyBqYRm54iLwUWFOJx46CoLEGLxRbUBe376tHjP
Grgs/tP4++DiFjbIUz0qBhGVtvMnwELdC1Jy2e+KEqt682MeQne7fttE5y5zoim
IYgGZtk89LCVfDNNyVAYpYQqVvABqa0qU5gg5/4ltCngFNNuIX9ziZvEbFQILgIL
OkqHa5iFjgZu0GxDE04GzABeAE5K+QUVZp4CB/LTq205dcwiced7qHjMYhFL/kDA
5FIbrdiEEB5lkWbqKXuBdUCU39xJboYinKvGmE4UgdISjmYgR/SS0gWi+fjymLD
Ek5LfhGt0jCJSf7LaXqoeCeSAQC+ZaG2a2tvBWJVSC6neZutHVuRBrAP+LZUYiRm
glYzJK2KSD/AlqNKBC90qqWm7N80Ne66Zx2CoQQAqkiyzklEDRUK2RaRp7j40p/I
RIxla8USdy4cgTZw2gjnY9Zyq5mod2ioUwtlRyFXPYCDTCmAJQoddkGtZbc01orw
2axUFqsU18HMvhmoGghh9RH1FKcFWD49iIonCRLxrb49VSmNYiZ9a2h+GeiZwod2
LmW5
-----END PUBLIC KEY-----
```

Sample private key to test the Falcon-512 post-quantum algorithm

Use the following private key to test the Falcon-512 post-quantum algorithm.

fal512priv.pem

```
-----BEGIN PRIVATE KEY-----
MIIIkGIBADAHBgUrzg8DBgSCCIJZDBD9+8//A7AC9FADC3F9+B/GBB/+6C/ICMBC
CAHC6/AGGBCCCF/5AA8FB8H+D+/DA6/F8DD+F9BAF8EBC/CE8F95H//BD9FF6C4E
/DA93A2AF/+8B7AC5D/G/CD9/7+/AD/CACCAB/CC+E9J3+GACH+DC98BBDE//D6G
I/++DCD75DBE7BB/A8DBDC8GB/FACDAEI77+9FADEF/89+62DBBE9AB+8CADD29F
/C/BCI/17B6BI7H/FAM/CA9GA+KDB//HE++ABC4D+FFE78CAB/6I9AC+8ACAEB/D
A8A5DCD+OABEC+DH+7DC+/8+F3GB3/5A86B+6C64C+8+/7C65AHDF+GE988A+DE/
E/A/A+FGCC7BAGC8CBEDDA+D/I1D+CCCA8IGAAGAAAF/C/AB1AFD/7H7BFC8FE+D
+/9GHJG64EI9/988AB9+8EBK4I/99FHJD/E++898/AGJ5+DF/C9BDC+/AG3DCEAD
CIB+BH9+8B5CGA7BGC8GIB8E36+9ABAFGB6597+HA9+/95EAC7B/F+BADE/+BB7B
DFEI6B+9D/9BAHD469B+D4C+DDA+G+9/96/69/DCB/G9AA/+79AA69BEI998+EB9
+CB/DAEAB1DB9AF+/E/+6D9889F+B8ABF/99A6BB4BGB8DB4FA7/EAB79/++8BB/
C839A/7EGA+BCB8GD877CC7/7CA8FE/FDEACG99FDEACGDCD+EF97/9HI/GBB9AB
ABC8B8GA9AB55C/B/5B/E759+A+EJC6B5BA9E//DCC8//CDDH8DBA+/868CCAC8+
BA/7BD6F+C55DFDJ+9D8DAF9/F/AAC9+GF+6A5H+BD7AFD+DH94+B79BBGC//EC
//A8/CDCHB8AEA/CE/+E+I+F6CE8GE882/99D+ICJC5AC+H/AFBAA5/4H49DA3CB
-----END PRIVATE KEY-----
```

```
+98DDFA6EC4BC+GDAB9/5/FC9C+/6++BE5/BBIH7AK//6C/BFC7CA+6FCIABAC89
I69+CHA7698AF/4CBA+DHH3BD+GB5wXOCPfjzxjw3gkD7+YV6AYWCfTKJvUS/DHL
BAPrMxBE+CsB1gja0+YNxgse5dwJ5gQo5gfdBfDz//3l+QTLewnr+vbphxrvEhL1
KB0d8dH7N5sFAyPbMSv+CuXEDvgavhXw8v8aFvoAyw39493U+fgd1PL3+RgKFxHz
tgT44Cwt+xY9APPxINGNBSLCJPwASOQe70z+FALo6yv7zyYL5wmY5AP05f4B3Qa8
Afj+CfoN7N0VBdzR5/w0BvELINASzdp+Rfw+ubn6/gA9dMN8CjX1e/DCtbzBN9I
3toH0vXe5/MI6t7ivw3120T10yfbNQoPPxIZ6g3m9gsIARExEQ0hFv74CgD9ExXs
0/r0Fen/ChzaB0vrAxb3DPsPzu7z99gXDyIeD/UYAAMl5xQS8ugQE9kDBxf8G+71
0Pwq8STtCNwMQfXkKhf56/scHwof3zj7Ie7m5QzhBAgFNAPLDBXmCB77EwFFBwv
BB4s6/8a7fc02SASH+P0I/8eDrJT+dvdN/bf8BUc5fwIH+UR9yUBC7EcBf4Q3DDr
FhYq60bFB9sU0SHp6jzrJ/XZEMAt7g76BgX0NBH1BAUbi777EAYxBzXpGPwK6P0C
4Q4WEwzVTNIABCPILu0GJhEPDBQ0EesI9gzxMCgU0gUfAe3+ADb1FxfmFgUIBCH+
I+gHJvYJd7omJsRYl3WSx+TbIQxsgM/nrh/LImEvcuEMnA90h1k2R0WvgauAOesg
Y2WoSl5RPDUQ90H4X+mxTuknfg6Z0uIyKVaelHD8NUQYjVSAaeU17ydUmSKl3vh
YJ1UmKvkVMVeEQv1uE3xAjTnPLTLI7eFA1nJXIwISD1jACR7AKY40RxFXIXt51Ey
Vsh9CsVx9hitTtAvWz1N+UAJNeaNKIIfgk87DunhJyxCfQb5YhsRHYKBgMike/U
7605Ux3ky6fPwWSp6cq0qG98+f/AYMqmkCa0dG6joLTYtLjL2APAAecoZIpEbSrU
KjZulIDplpZuIhii4o6SDdh6QrDCuAlrYW0FJItNYepNPFaiqCNfRKIV6l8pkXVY
NTgSnNMi6oK7yyzNUW4HLUbqWlZKEtnfACoSWRWAYijKPAYjgI5i03Cx2nfqYU01
Hu7XYc8gIn59ljXTLBFZgiFgKLGsWYtL0oyurzXusD9UEnuQ51v0BgiKcmQ9940
NWzcksZSfW9tNjSmJyNq0kJKXda4VR2C705pl/6huNXXWGcyvleES69MPqWwTuLUL
houa11Fg7Yazhi0TiwzChKnRZYzj3TD1I9NnU1MaurWTMLKUIQr+eYrFUWB2LsSD
nb4b7C0xPIGphGbnIvBRyU4nHjokGsqYvFFtQF7fvq0eM8auCz+0/j740IWNshT
PRCAGEZW28yfAQ0tLUnLZ74oSq3rzYx5Cd7t+20TnLn0iKYhiAZm2Tz0sJV8M03J
UBilhCpVUAGprSpTmCdn/iW0KeAU024hf30Jm8RsVAiWAgS6SodrmIW0Bm7QbEMQ
7gbMAF4ATkr5BRVmngIH8tOrbTL1zCJx53uoeMxiEWX+QMDkUhut2LAQQHmWRZuo
pe4F1QJTf3EluhiKcq8aYThSB0hK0ZiBH9JLSBaL5+PKaUMSTkt+Ea06MIlJ/stp
eqh4J5IBAL5lobZra28FYLVLlQd5m60dW5EGsA/4tLRiJGaCVjMkrYpIP8CWo0oE
L06qpabs3zQ17rpnHYKhBACoqLLOSUQNFSTZFpGnuPg6n8hEjGvrxRIPLhyBNnDa
C0dj1nKrmah3aKhTC2VHIVc9gINMKYAlCh12Qa1ltw7WivDZrFQWqxTXwcy+Gaga
CGH1EFUUpwYYPj2IiicJGXGtvj1VKY1iJn1raH4Z6JnCh3YuZbk=
-----END PRIVATE KEY-----
```

Falcon-1024 (1.3.9999.3.9)

Use the following CSR and keys to test the Falcon-1024 post-quantum algorithm with the 1.3.9999.3.9 object identifier (OID).

- [Sample CSR to test the Falcon-1024 post-quantum algorithm](#)
- [Sample public key to test the Falcon-1024 post-quantum algorithm](#)
- [Sample private key to test the Falcon-1024 post-quantum algorithm](#)

Sample CSR to test the Falcon-1024 post-quantum algorithm

Use the following CSR to test the Falcon-1024 post-quantum algorithm.

fal1024csr.pem

```
-----BEGIN CERTIFICATE REQUEST-----
```

MIIMVzCCB1MCAQAwOzELMAKGA1UEBHMCCQ0ExEDA0BgNVBAsTB0VudHJ1c3QxGjAYBgNVBAMTEUZhbG9nbjEwMjRfRmRvc2V2MIIHdzAHBGUrZg8DCQOCBwIACHeueiJmb/6wEnWpDGYpdCq5JSXYDWCtdEZt7LU+NoI0wkWPM6L7oVAp81vp9UZDJzEDrGoAi4u1Bd3oejSIpJwo0KBIlC1GMG69WXNN2LhGxmSJS5A4QhivFb1fNkdBYQRfLY8c0Tcm6kyOMkiXYh19PcgLMffJWz18GBDzJsYesDFLLOUUVF+cxxXpaaktiCSwVaeoqBzcxVAg0w6x980Sma08mkYVIO/CsqVASEiM9khqLoWYUMpw4pHJN6VIQUkJR77JU6qiKoRNFoBaueLLbqs3Y/JXZIsoaKEcqNrDK3+Hcuph14Q1ojbip8AGLSP++uBvUMu08K2Di2mWLNgnadzViln00bIqCRBrCWjVB4P1b06qlfzHkQPWlHSGkiKArt/SHQVRlgSML3qHoCq0c4U0ryY3ZC6rVu4ISxnAh4sZ3K2l5YKmaeZZNICw4W04dBimJ4PS113JKqR5D+ic6W0wPVqlSFppGZ4X+6wp0peq6F6mBhCzG0oGEDWIC0knWIRgaTBraIE55u1HOR6WaxrVIElCL7/mots87PefiowFzR0ge0gSh+fN3YWSFNggWwAE41A4b+uZkUYEQtsAUC6f1jUWioNhHWJZLbexiu4DIleolVlTmFohw6YEiio374LsayCtJ7rFB3sKMcAKBLUlHmZgkAUKOG6mRdqGVJmReguxqGe2BlCGgB00DW3HCEIt/TDZsyM9n0Jogv2GGyA/pQTxu60rVTjdXRcipfRuPI7AK1i0B5Cws4MY3iu+hytLSuRjHOGwVJ6HXZnAdF0lra+48Np/a00MbJ9R+JDEX8rsyG5f4GJI1VNjDSCkKdqIKV2BW4A5hARXySoZ0aCEEUqSjofDaQe7ESHaorYvLTZ+e2DbwcQduDeE3Un3MsXWVCDKulhkt1VXz9cfZcjUwcHEmhAKGLVqEkyLuLcDb6isW00zu89uTLpFAHGwoQj+cLdJw15gDofRNkm2UDD0JJ8HQ3slddMfpjJiffwIWfBnCCoeoZXraAhauYB8Jf50DtbDbIIgAkp0cZGQE4WSU2nty3uWyYQ63CwJc0Bg9gkWWAF0IUibDb6qGZL40c5YnAJZh95Qvyk5Q5oCF5GsMRKWYp+PLuX6ebUAQXzehXHSFda0QhYSG8mDTi2Yu6/pEDxCdiP0KMo1YTCraWmTps5tk/HUt4UqVwSL5YvYsvQeKdZLHq8GcdnQwEZ4hn7xzuEMTJIFg2yWm5vF49e1p6+t4b7gJtx6EuBBNmbD6Kwm+8dk5PGzauaSAphqdgK/M1NRhCmyPwb6ngCLXcd5eRqcahk/QPBR0w5h6rAClxZ1ZbjzmCmWaQL9pIwo7gMhxkhWC91GuenbW1ZZR3UG98nVlabdo0SJrZqGFbV0+kJAqHD2Z04BnRuJIHg1ZxIYabn7AQp2dYxZmoTQL2a46hH0BZ1+9q/QPUHurVjxqjwmWRzAKOFJ2yUJrCFVUMHIqsUqN8YtTZkdA0fgLYI9wnwajs6HS8liWjvM/pve/1SazucTcN4jBi3tRLgMeI6GNaIKpBP7CbkiqthRV8qvgvhycuFJNBEMyBlbSZJxkhImctVWDbXp62CL7YImLpC+FrhT/s3RNsYStR3TGC0bcL0d70lp2egNLgAB70ixf+FvgEESoHpYLFoQB/sr6i84cCHkcuzlFE2cMR+BTURHq18fLCq0se5FKFpQB8BXch8C0UULFbYmQEDrHJ8KRq0FCBBFRF2y0Pu2Z8K6dqaCaNmns53rk2vCIBrg7qj5hC005vNWUacMwkjWunrb4YPIIdKLSr7SmfYeGalDksAnVJ2ktjyq6ayNuU15c7QdzzRtbl7mwUs0NA6UQ0njfpTqrKBiyMuzIT6GodYCutn7gqYesXFKW90IBlNF0KuAzoerBITsmXjvmEqsvTUjjaQ5+HSLzu32XPJ79o8kJPw4Bwah7+sDGjG0qG06LGr41QPuLGF+tldsDdqHBEj64Qlo1GTRepCm5o9xIVZVaAtFb+o/xlosmHhHQFsVagUm2AboREDDQ5E8ctcdVYm7EUCFPwSoigMeBV85ZdSjY0bpN2DXuePKxqpFyDc1oQSN0kK0BIIIRBpwKLKLxQ6iRVKtzjoADiwl6RujTGysQVKhgTP5DRvByAhJFPr2bijNG5LJ1DWZHC0ILII5HPh1juuqlg6eLJLpp8Gs0juKI6nowAJk0HNq8NNrh4QdW07uLHtKdml7hzhePJ0JDK2ZtTYCYYSXTfkxw+tWhVVNZfkQJqPV0FbTMIKGe5EGa6lhZB0Xjjogbw+g0HnIjnnjuEQdZ7dC6bQWygD07oxhKzAXFC0hiw0J0X08X3gmRn0785cQHdVIs0L0d1c2HqYZJeYA/KP6s1Bxe0jPMwCQYFK84PAwkFAAOCBPEA0tkfiZFz+C2m6M8HZaQAq4SLNJCCq60/UyU6fzL2Xfyb2Bnhli5sFbZCODiH/gV65DtbHFQ2vkHy0IcbBwid0FGGKxCiZlpfLi9RPupQ5+ZdeTKdNHn2kPTruGESaBaIwojlni3NliqnYSh4Lo0C3mzpX76uHarBzYwsZQ9wGDLCc5IF1Edv+cq0dH1vxt0ja2CEWV408YMaYsN4k7PuRWL2L9Ph+cYXZ7hZwW/8fiZQPfYfCo9NLTYqC7u0n2VY/iyPraFPkjrL8onFv02aIvWcjboypuG0MboUD78lbPtU98Lsb890Lo880zf/KrTAWq1wZSYZ2nr52Y5TusNa70cGgJYw7oKfI5mcrbYpZtmaJnvpP+5i5pIUd4rp7zcwcZRokEiq0u5hoa00aVwfGimYUQ3D88enXTS2pBlaaJ8fvyvVqnu9ppIF3lFYwrHgZv3YIg+EkEYgEC17T7amdmQdoSU5PmhCqjP4rAOSqeizNCJLYbHjBjEBYw83aYLGs/ey6GLvgmVVXeqiotxq6Y0qn8xNwvC9SYZLb979dbom15dMMEZ/FdGAp91HjfnvwU12rXnzVCeWX0mKP0b6SWrz29b4bZqSxKwLEZbIvniHx3049Nkwm7mel+1bQBwtOudcI9051CtEu/km0/8GZZHWPdkn3bb2QzESp+ILYcohjhzS21mawkjHS1Jx6wjRAq2ie2RomHT07LRkzPrBrNLooWjXK5KZT2wNt3Hn0a0RbFpWsu9amwz/MobNyHEoUi4LWyWixyns1eWDoFnnbLuFW4d8

```
uvUPjxZ3d9EahgyHR+Q5TyRqFLY1L461HBd2bsmJX13d6922QVgfHlr5dnPsT22r
b0kZeAN/5u3W2s8258hWc3UXK68KvOV02UPI07acmwySH9+ZOIsptZ5kDWycp9pM
20Ekmk6k2SLPiK8hkjosULL8UW4N0IC/j4xyn8f/f6J666w3FPHOWN2r6lpSvvyh
E0JRxImIQzq18z1ozssQtus4qRDYFTkozmCwkI3aNJMSLDxb+KPBej1vrhupQEVh
isYBoLYte35fnSUnXZhFuJ4xDp1STLK/3hrKdZuKNIkMqwV0hK3dKcKeUo8Vsl+4
RESFgooy0709PhRsSayA/U0b3LwBPYAZaEQBLRNdpvE3jfoJEOR9pZjiGsjPINR
MQxE7bHOSHmPPKIAYUpPIaYzK+axsXzPVq+Vnq0ylfYLE4DzEJORsewiyMXPqrAY
RpmXotNyxEeTtsippqnZnEJpFRhONwVfJjPTFITQUQnnab6n6Yl8PYSZKzi5Ue1N
CAfWv800vXi4aXpk4MvNevZSWUjigWlBj6xG4YnuKK70WibDZt9eZ9LpAkUI7c/1
3bGt8lzKnv7k2q2MKoXE0zULq0Vlorv3188WPFeeLt4nVt6fxhZ14sMR/7HAZdbM
/h0NabAwZh+ZbKWuvVQqN/NyotB3burPHm5rZyHpfNKM1/N8EINpR2Q7GZbgz7C
EMyppMLBW06rQsUuv1gsPo9BhsVKNdJq8gnyqLS82tbLQIemNprXFVH+U0muhesh8
wMiQ7rGmELf6ZLDheEwXNcle+sSjLTYJJEHvi8Qc00UqRJCnfszbFc0LL9dbjFH0
h2xZCFU4n3zo0Ujj7segu0YswtiRbpQ2510uSYeDg7jWV+MGL55JILG29g==
-----END CERTIFICATE REQUEST-----
```

Sample public key to test the Falcon-1024 post-quantum algorithm

Use the following public key to test the Falcon-1024 post-quantum algorithm.

fal1024pub.pem

```
-----BEGIN PUBLIC KEY-----
MIIHDzAHBgUrzg8DCQOCBwIACHeueiJmb/6wEnWpDGypdCq5JSXYDWCtdEZt7LU+
NoI0wkWPM6l7oVAp81vp9UZDJzEDrGoAi4u1Bd3oejSIpJwo0KBILcC1GMG69WXN
N2LhGxmSJS5A4QhivFb1fNkdBYQRfLYy8c0Tcm6kyOMkiXYh19PcglMffJWz18GBD
zJsYesDFLL0UUVWF+cxxXpaaktiCSwVaeoqBzcxVAg0w6x980Sma08mkYVIO/Csq
VASEiM9khqloWYUMpW4pHJN6VIQUkJR77JU6qiKoRNFoBaueLLbqs3Y/JXZIsoaK
EcqNrDK3+Hcuph14Q1ojbip8AGLSP++uBvUMu08K2Di2mWLNgnadzViln00bIqCR
BrCwjVB4P1b06qlfzHkQPWLHskgiKArt/SHQVRlgSMl3qHoCq0c4U0ryY3ZC6rVu
4ISxnAh4sZ3K2l5YKmaeZZNICw4W04dBimJ4PS113JKqR5D+ic6W0wPVqlSFppGZ
4X+6wp0peq6F6mBhCzG0oGEDwIC0knWIRgaTBraIE55u1H0R6WaxrVieLCL7/mot
s87PefiowFzR0ge0gSh+fN3YWSFNggWwAE41A4b+uZkUYEQtsAUC6f1jUWioNhhWJ
ZLbexiu4DlIleolVlTmFohw6YEiio374LsayCtJ7rFB3sKMcAKBLU\HmZgkAUKOg
6mRdqGVJmReguxqGe2BLCgGBO0DW3HCEIt/TDZsyM9n0Jogv2GGyA/pQTxu60rVT
jdXRcipfRuPI7AK1i0B5Cws4MY3iu+hytLSuRjH0GwVJ6HXZnAdF0lrA+48Np/a0
0MbJ9R+JDEX8rsyG5f4GJ11VNjDSCkKdQIKV2BW4A5hARXySoZ0aCEEUqSjofDaQ
e7EShaorYvLTZ+e2DbwcQduDeE3Un3MsXWVCDKulhkt1VXz9cfZcjUwCHEmhAKGL
VqEkyLuLcDb6isW00zu89uTLpfAHGwoQj+cLdJw15gDofRNkm2UDDOJJ8HQ3sldd
MfpjJiffwIWFbnCCoeoZXraAhauYB8Jf50DtDbIIgAkp0cZGQE4WSU2nty3uWyY
Q63CwJc0Bg9gkWWAF0IUibDb6qGZL40c5YnAJZh95QVyK5Q5oCF5GsMRKWyp+PLu
X6ebUAQXzehXHSFda0QhYSG8mDTi2Yu6/pEDxCdiPOKMo1YTCraWmTps5tk/HUt4
UqVWsLl5YvYsVqeKdZLHq8GcdnQwEZ4hn7xzuEMTJIFg2yWm5vF49e1p6+t4b7gJ
tx6EuBBNmbD6Kwm+8dk5PGzauaSAphqdgK/M1NRhCmyPwb6ngCLXCd5eRqcahk/Q
PBR0w5h6rAClxZ1ZbjzmCmWaQL9pIwo7gMhxkhWC91GuenbW1ZZR3UG98nVlabdo
OSJrZqGFbv0+kJAqHD2Z04BnRuJIHg1ZxIYabn7AQp2dYxZmoTQL2a46hH0BZ1+9
q/QPUHurVjxqjwmWRzAK0fJ2yUJrCFVUMHIqsUqN8YtTZkdA0fglYI9wnwajs6HS
8liWjvM/pve/1SazucTcn4jBi3tRLgMeI6GNaIKpBP7CbkiqthRV8qvgvhyCuFJN
BEMyBlbSZjxkhImctVWDbXp62CL7YImLpC+FrhT/s3RNsYStR3TGC0bcL0d70lp2
```

```
egNLgAB70iXf+FvgEESoHpYLFoQB/sr6i84cCHkcuzLFE2cMR+BTURHql8fLCq0s
e5FKFpQB8BXch8C0UULFbYMQEDrHJ8kRq0FCBBfRF2y0Pu2Z8K6dqaCaNmsn53rk
2vCIBrg7qj5hC005vNWUacMwkjWunrb4YPIIdKLSr7SmfYeGalDksAnVJ2ktjjq6a
yNuU15c7QdzzRtbl7mwUs0NA6UQ0njfpTqrKBIyMuzIT6GodYCutn7gqYesXFKW9
0IBlNF0KuAzoerBITsmXjvmEQsvTUjjjaQ5+HSLzu32XPJ79o8kJWp4Bwah7+sDGj
G0qG06LGr41QPuLGF+tlDsDdqHBEj64Qlo1GTREpCm5o9xIVZVaAtFb+o/xlosm
HhhQFsVagUm2AboREDDQ5E8tcdVYm7EUCFPwSoigMeBV85ZdSjYObpN2DXUePKxq
pFyDc1oQSN0kK0BIIIRBpwKLLxQ6iRVKtzjoADiwl6RujTGysQVKHgTP5DRvByA
hJFPr2bijNG5LJ1DZWZHC0ILII5HPH1juuqlg6eLJLpp8Gs0juKI6nowAJk0HNq8N
Nrh4QdW07uLHtKdml7hzhePJ0JDK2ZtTYCYYSXTfkxw+tWhVVNZfkQJqPVOfbTMI
KGe5EGa6LhzB0Xjjogbw+g0HnIJnnjuEQdZ7dC6bQWygD07oxhKzAXFC0hiw0JOX
08X3gmRn0785cQHDVIs0LOd1c2HqYZJeYA/KP6s1BxeOjPM=
-----END PUBLIC KEY-----
```

Sample private key to test the Falcon-1024 post-quantum algorithm

Use the following private key to test the Falcon-1024 post-quantum algorithm.

fal1024priv.pem

```
-----BEGIN PRIVATE KEY-----
MIIQIEgIBADAHBgUrzg8DCQSCEAJaF3vveB/ow9ADwsFBzohgF/nAf58HPfCIB088
H4B7ELogg+Lay9Kjx0+8If+/4MYA+F4PPA4AYCD5wPdC94YQE8AfvAwL4gB7rZQj
8YAfj6H4Ah/4W+G//vA+bwhg+DngDELXP+/8H/aEDvx+/0oNCJ0H/j8P3w+CEPg
d9/gghF34hg8HYUhapxB9H8n+a/3gP//9A/AJ0YxhALw0d+HQRah8As/D74jgFwI
C5L/ofB+UAQi6AIVdJ4owBEEQ+a+QYde8Hx0AD/owD8QH+C/zwSA+IIECB8X0k58
geiAHXx67znwAIH3++CEPvgDoIQ8EP5BiD8nwfD4W/BB8fAg/0AhCAIvydEIzDB+
D3xj97gQ72H3g/D3wRg375PA+T3xcIIIf+F4A/gMMhABIX//D0QB/CH40h4PXCd
EQhChIH2088EIS89oXxd7/vjE5zwsD+XgPgGIW//2IPvAFwGwDKP4DcAL/xDH8vx
jFz/+k33ndl77QPD2EIPhZ4J0gBsvQcD7/u++DQ/f+fIQj/74PhD/+hf/8JfhIAQ
Q/B0of/ImgBA1/vve+MIfhClpC/50Ix60XwA74TwPC+MpvCAMY+C+IYfLET5Bd+D
vfAD0HAC+Mog8D7Ae8IH5A8CD+tA/4YAZ8EASASAwf9GH3Qj8AQeBCH/QhKEHxB/
sYxeHkQv790Qeh2EhPe+XegZAH/h9GAIvBCLwPB8MHgjD0vRAEQfhg8Xwf6AIWwg
IEfwg6EIA+L7IBCv4wkALoUE7/QeBCMR0c6MX/B8AYfB6P/uB8IfgCEIYRAB7vw
BJ7wyD+bPyCH3o+kF8BQ8CMHhdDz3SioIoA9KL4R72Evh7/wQhCEAAuf//4f8F0G
uABoYw/1v3wjH34hcF4QqEGURNhF//BD/33v/4AQRALgvgB0XAB6MQCbMYXhDAI
IviEP5A+DwIyA+YYegIIAgB6fw/+MJB++AAfCF8Y+g/z+y7CAHbb8fwedD0ARDF
3wug/7oP8GAATm+QP/fKHpheCUQAAQqVGFvnwBL0JAd+D4gjIH5C9/8JRfJvRhD
EIfeA/wffDH8PfdJ8PwDB4Gf78Dlv+Kpv+BAAAU9/34vgCANhjAMId76IHwgP0QO
f8X4+gX4fFKMHfi+MQAd6IgwCMDoyBMf4f/EL4Qh/8Pxx2D39f+MHxf7/e9gCcP
/hCIIBBAAyt+IIgef97/ACKEHwCCL4QE6T4vdFvo+d6IG+h58P+kEARgg9vv+fCD
hwIKPfvhGIrKcYw+cF/4xcB7oe/Aef/F9nYAgF8QvG6EAfiv3/vAAEHidHwXvgC
YPRgEfvdMET/ehH8PxFcAnwAH8gPg98Qek6AI/d2IQS76EgSg94IPACHgu/B4JSg
DsnheDoIgiAH4gA775f+0AW/D/3vi98fjhRwY/fAMRf6D/4gg74HwjKQHvb8Afv
7GH/BAID3CAD4IA/IAHSgAEIPL8AXP8EEA+hEP30cB7nwi8DgN+Fr/QgCAPB98n
ffLwfPYKH3hC935g/LrvG/CEAUbh7gjaD0AAjEXnh/6AABD2D/gFL8HgBzzheE/8
g0C6L4PgEEBAGAT/h978QPA6DwhChsBABIT3PkChxBAN7wBh+Hvvg37ohFCEexdF
8o9g6L/+gB8HSf4D4wi8QXyAF4XtcEL+gDJzYggCUPwj/7ws9CAQ9hF4Q++AQZBe
8EAA8CEclRvhywTnCu4r9/33/fHs/vUPEevuJRLyFffye04EHCr4E+/k+QbpG+rd
```

wjz6HfooAUXSQ08fAzgXJOIW/Bgi+SEn+Br5FxiC603bAfczFxBt8r0rLy3RF/Dv
A+wAAtz70u3RJAER3ykp8/QRLf02C+8R6toqwgUd8hw4C8zT2TsV1wnp/u0UGgQS
BgMkHhhGJufm6wkwHBDs8wcbFPYfCu4H8wfr79sczgy0DwQs6/jqJAjy90LmLuo0
Duq8Ddf6Q31F8z46fsMGwIICSYJCFQNCpv496rc2ht5APUG9BgAHRL34wTu9fPc
NANLdAndGdf7IxLSHgP3DAn+ARMPEz3RKsMg8xPOIe4DAPb/9PXcJADY9ADc++UE
CQn+LC/qzOzpEuDzEg/8CP39JgsIDEjzyBUL//v3B+7p/tDwB0cNDu8c/PsBDtgh
EPHxJf4aCffIEgBx9iMr0g4X8gvoHPsiBQQfBAE08dgUEt002gb6F/cs2/H0BQ7c
6P8u/fvMDuEaG+UrDw/nBPwJzdX59fsAGx8G8xIY6i3b49Imzu3i8/IK7QDN9iAN
9P728QMC5es07voQ2/3u9+r4IxUN7Q261gbw9gcmJO3h8fH06xH31Rf6IO7v4xEx
3/Yj5v/3FfgC5wr6Df8S4BcVz0f+FAfwDhKx1RDcKev2LhDfDfAGygf7+xHD/QL5
6iL04+HtBCYiNw78LgPwFe/x/QP7/QX3+Bj2Ez4a4drWApIP+gj3300tIOsC+t8H
/AH9E/78CNDVHB8MAd0P9ukhIg0KdGQEGr7u++LnEc0T6xH0G/QI/vr99wwPGOL/
9wo9+egC9wz+uD+FAgX/A4HHvrl1/MBLAWTMuWZ3foOKRQT4x8E99gm3fv+GAWJ
7CXvEwP07C/LJP7xECC92BTr9Aj3+/YA5THW/M3yCwFz50bkET0kHQ0Y6CTZAC4S
FSXl+PD90vr49x8SHQw9AsHR0cS9gP+K/0HEQHd/9/mGe7iRNftL+v+69IULSva
GirN3BnX6QrrCOzP6RD2HP0MBBPpHd35CxmIAg8DBve8wFNGhr0GfsD/N7ouvYT
IiT3FAQN/Ob3LB3MhtsZIBvj/9wWCfyiDvIYM9XbBwHnANcM8t74BfvsLhgf7yYA
7P8P3QoF9xAt90AoFszq/hcR00386QMP3+8P6wcP8fIbDyAH4e7yBNsK3eAD+v4V
9f3WDvft+ycKGFcm/ukw/OA0FPYbMBUN50QK8NcOExr98fY0Dv8MDeLl+gwU+S3t
4g/5+yYbAdP1HQUBfGbpCgw270XRAzb+FCL0+gPv/8y7EvnqDPka+Br0/gL7Nd4B
4ufUCRnnFjAMHf8EFCd5AuYA9ev+ChEueiJmb/6wEnWpDGYpdCq5JSXYDWCtdEZt
7LU+NoI0wkwPm6l7oVAp81v9UzDJzEDrGoAi4u1Bd3oejSipJwo0KBIlcC1GMG6
9WXNN2LhGxmSJ5A4QhiVfB1fNkdBYQRfLYy8c0Tcm6ky0MkiXYh19PcglMffJWz1
8GBDzJsYesDFLLOUUVWF+cxxXpaaktiCSwVaeoqBzcXVAg0w6x980Sma08mkYVIO
/CsqVASEiM9khqloWYUMpw4pHJN6VIQkJR77JU6qiKoRNFoBaueLLbqs3Y/JXZI
soaKEcqNrDK3+Hcuph14Qlojbip8AGLSP++uBvUm08K2Di2mWLNgnadzVIln00b
IqCRBrCwjVB4P1b06qlfzHkQPWlHskgiKart/SHQVRlgSML3qHoCq0c4U0ryY3ZC
6rVu4ISxnAh4sZ3K2l5YKmaeZZNIcW4W04dBimJ4PS113JKqR5D+ic6W0wPVqlSF
ppGZ4X+6wp0peq6F6mBhCzG00GEDwIC0knWIRgaTBraIE55u1HOR6WaxrVIElCL7
/mots87PefiowFzR0ge0gSh+fn3YWSFNggWwAE41A4b+uZkUYEQtsAUC6f1jUWioN
hHWJZLbexiu4DIleolVlTmFohw6YEiiuo374LsayCtJ7rFB3sKMcAKBLUlHmZgkA
UK0g6mRdqGVJmReguxqGe2BlCGgB00DW3HCEIt/TDZsyM9n0Jogv2GGyA/pQTxu6
OrVTjdXRcipFRuPI7AKl10B5CWs4MY3iu+hytLSuRjH0GwVJ6HXZnAdF0lrA+48N
p/a00MbJ9R+JDEX8rsyG5f4GJI1VNjDSCkKdQIKV2BW4A5hARXySoZ0aCEEUqSjo
fDaQe7ESHaorYvLTZ+e2DbwcQduDeE3Un3MsXWVCDKulhkt1VXz9cfZcjUwcHEmh
AKGLVqEkyLuLcDb6isW00zu89uTlpfAHGwoQj+cLdJw15gDoFRNkm2UDD0JJ8HQ3
slddMfpjJiffwIWFbnCCoeoZXraAhauYB8Jf50DtbDbIIgAkp0cZGQE4WSU2nty3
uwyYQ63CwJc0Bg9gkWWAFOIuibDb6qGZL40c5YnAJZh95QVyk5Q5oCF5GsMRKWyp
+PLuX6ebUAQXzehXHSFda0QhYSG8mDTi2Yu6/pEDxCdiP0KMo1YTCraWmTps5tk/
HUt4UqVwSL5YvYSvQeKdZLHq8GcdnQwEZ4hn7xzuEMTJIFg2yWm5vF49e1p6+t4
b7gJtx6EuBBNmbD6Kwm+8dk5PGzauaSAphqdgK/M1NRhCmyPWb6ngCLXCd5eRqca
hk/QPBR0w5h6rAcLxZ1ZbjzmCmWaqL9pIwo7gMhxkhWC91Guenbw1ZZR3UG98nVL
abdo0SJRzqGFBv0+kJAqHD2Z04BnRuJIHg1ZxIYabn7AQp2dYxZmoTQL2a46hH0B
Z1+9q/QPUHurVjxqjwmWRzAK0fJ2yUJrCFVUMHIqsUqN8YtTZkdA0fgLYI9wnwaj
s6HS8liWjvM/pve/1SazucTcN4jBi3tRLgMeI6GNaIKpBP7CbkiqthRV8qvgvhyc
uFJNBEMyBlbSZJxkhImctVWDbXp62CL7YImLpC+FrhT/s3RNsYStR3TGC0bcL0d7
0lp2egNLgAB70iXf+FvgEESoHpYLFoQB/sr6i84cChkuczlFE2cMR+BTURHql8fL
Cq0se5FKFpQB8BXch8C0UULFbYMQEDrHJ8krQ0FCBBFRF2y0Pu2Z8K6dqaCaNmsn
53rk2vCIBrg7qj5hC005vNWUacMwkjWunrb4YPIIdKLSr7SmfYeGalDksAnVJ2ktj
jq6ayNuU15c7QdzzRtbl7mwUs0NA6UQ0njfpTqrKBiYmuzIT6GodYCutn7gqYesX
FKW90IBlNF0KuAzoerBITsmXjvmEQsvTUjjAq5+HSLzu32XPJ79o8kJWp4Bwah7+
sDGjG0qG06LGr41QPuLGF+tldsDdqHBEj64Qlo1GTREpCm5o9xIVZVaAtFb+o/x


```

l0smHhhQFsvagUm2AboREDDQ5E8tcdVYm7EUCFPwSoigMeBV85ZdSjy0bpN2DXUe
PKxqpFyDc1oQSN0kK0BIIIRBpwKLKLxQ6iRVKtzjoADiwL6RujTGysQVKHgTP5DR
vByAhJFPr2bijNG5LJ1DWZHC0ILII5HPh1juuqLg6eLJLpp8Gs0juKI6nowAJk0H
Nq8NNrh4QdW07ulHtKdmL7hzhePJ0JDK2ZtTYCYYSXTFkxw+tWhVVNZfkQJqPVOF
bTMIKGe5EGa6lhzB0XjjogbW+g0HnIjnnjuEQdZ7dC6bQWygD07oxhKzAXFC0hiw
0J0X08X3gmRn0785cQHDVIs0L0d1c2HqYZJeYA/KP6s1Bxe0jPM=
-----END PRIVATE KEY-----

```

SLH-DSA-SHA2-128f-ipd (1.3.9999.6.4.13)

Use the following CSR and keys to test the SPHINCS+-SHA256-128f-simple post-quantum algorithm with the 1.3.9999.6.4.13 object identifier (OID).

- [Sample CSR to test the SPHINCS+-SHA256-128f-simple post-quantum algorithm](#)
- [Sample public key to test the SPHINCS+-SHA256-128f-simple post-quantum algorithm](#)
- [Sample private key to test the SPHINCS+-SHA256-128f-simple post-quantum algorithm](#)

Sample CSR to test the SPHINCS+-SHA256-128f-simple post-quantum algorithm

Use the following CSR to test the SPHINCS+-SHA256-128f-simple post-quantum algorithm.

sp128fcsr.pem

```

-----BEGIN CERTIFICATE REQUEST-----
MIJDSTB2AgEAMEIx CzAJBgNVBAYTAKNBMAwDgYDVQQLEwdFbnRydXN0MSEwHwYD
VQQUDExTcGhpbnNzMTI4ZnNpbXBsZUUVuZlVzZXIwLTAIBgYrZg8GBA0DIAOQIPZ
2RiPN8CxKH0MXPVNPDPw5h+ab3I2czBoMPemzAKBgYrZg8GBA0FAAOCQsEA5xRY
qWxpsT9Z2ZdB2aWI5jFLUThFgomC+Goyj3ZydPaSXketItRZ9iA0Z0uNtBjzpnCE
sjlB5/0kZtjTnMaK9WwvukSUM0xHpQusBLvJHdlwyfScjgIxx+D+Ig5wYpyL/Iic
EYzyQ/CN0r1PjJhrwxTOBSWjsuw8Imu8vaFodcvHqfFsSEk7TNGBF2LW5yYpIhZo
bXjuQ7jad1NxbUJo38yLxQ4dmIbZTUuMmsgy2qWmxn7RtjSJLPBsBZQF2KovRcBIz
GRWtZBMxUWyL91brmTfFa2ydRMpn4DnKN/0dV/I+5RQFH90c8raf0tsRr8yN6Kn0
ypHZKGzOZ9eS+4pD4KUG09GVq30ZxH0skXfKpVbof4cFLp7LWkld3FC3kRg4hsmd
RwyyetbAtUj0xjdrleLR09zxYZ3giYXmxN+EGK91B7IbFJrTYKbDi+AjFI2gGj0y
RL/4veoXTRad1uFj0n0TWS0MC1gxGvkQyLuk5DjLhfgYnQtftEuMyTtZ2CqBq6n
0zq6c0MA3MdrSVQHD0B8fbDY05RBqhAEJ9bJaU3sYWphMXiCpj0ZeshZ01rDVvQg
YNly6bzG0gonpD3KYCe5Da0+rmUkgGrEivzV5Zvev2iECpK0XM/de6Fld6vk6JEY
8L1wyw0fvJuWsmRszjLFhtJHuiHoFncV5Wf+01t+0FDZhtq48gdF0ruM9VYzga03
w+lCdVnu7g1ywmX0Sre0Q4JdCXp74ZbSjrS5bBKnSj9+xEwwYiWy5eydBdf/WBod
l/byG/65xLXXHfKc39DBZ/DavjP9kmlBsZtbvzHR1nEaVDujpAveUJ7VqXBfEoZS
Hc0FzYn+I1trtWP9zfa6NI4yhLgmoUBXBjW2n14r6iGZz8A+WoqGzC9ff966ozYu
zq1idL74YuqkSuStbyghTgoCCFJ5mU5MTfTGKwpHs//UrNaXkwPt06So7+aE+o2L
CXKyyinkWE63veFqgWjAmHTsf12AjU4IwwxUP8Ef6gTusoU+L/1E80qTx6LSRHpgg
vXna5KCH3xTylScvuxkkVXbH4k7BII4Z9p30yinYJyE5raCmr1aSX8bfXukvzWIJ
jFbPcBVF/RPe/n0VvGj+dpbjr0PjJw5s0jR0qr/0aDFsMVZWdaotP6v3vef4FrH+
CDyzDjNvmrWXxpUJoX5/GZLCAaLT/KMKYH8008F+b7srpnV0PsHv9LzbYtQi3vdL
wkqRC0cQjWD80aoGC01xdPIV1GRv3jAhTA2M5P9EbgoWaf8+RYWIQRtwp/qpCg2j
qbIccsZDN433RE97sZV8/+1twTuj92sfJLybPHKnaaLzfa0d+wif9xWLo8YfrEFA
k4qZBSaycAia9Se6gQLTmdxLaykQDJeQqg1Ld2LeU7eZTiyMZ/Y1UFE7ifsi8U

```

jxDFR8qnM9q5yc8HGTm/Ij+yNrdXn6v00IuAoVjm/zThp6Lk4GNUgEwmePyQteZj
FB66uMjBbWHK/Tg/0z0X8eSvMMurh3/EPmqax6Utg4IWhs1mljLS5sE6zcUfhkkN
nNWHqfCG2eDq+lPEuZT7pdvQ6JVHgb1zLTAUzjbVLqWD80WZ8A0oTwe810gj1/X
Yfp3VBYevQAU4wUedX1NZ0KeVZYL4DoiurCYusXFBbYRedAaZ9i30q/MH9njgDLG
OGxteZgky8yNL2qzbPPmip/CRqub5wDTLweJZ2Pj82muv37MYpaFmM5qK0GejZc
PDvWdwfpf7IOF+iW7W5o1C6U5qurpB/BGUS2z7sR8BL2Wn/Nh7EYrdzQMewGh97B
7kJX0sPoOkHGMvJBv5NU9U3b9PH468MncrWf+Md1R19NXdbY37CUMGIcpLGUoFVx
xmr01umf6g0M34Bd8FD8QX2qfPRJwEFGCc0p4moBWOH+DR15uZ88uU/UvSgWdVsF
xiR8ofbMosmI1MyVERShcg+MTSZbEx3mU0rPGfNuFz1cEvAQcZdtT0zCxuV07CCG
4mT++PTU9+S38dG1j9Z4oCkwdZhUb0SNkoK/Nxiwz/LKBmjRGZqzJcweZl+gAST/
UQSmHK+haJWGLMDOQJY/PyPCg6bLxZzGFLQKBVCMjz825cdD033lfh24d9W476SI
hm8A7A84LZwxfKiuVbRiPWVaYG8AjSMWa8qU6KS2UmILcQe1GoJQVnsgFwJZgHJ
qZ7avGKQfFDIm4NsZ2VhiTR6hi3X91Cvbx97epRQJCKjG3TuVkaIHRhLjS2k0I8
VheSLVEsE+Ogm3LUEBaQWv6FBzRfb7mKocZr6vWQAHaP/9Akd+WMwX/OtSsPAmKs
rKGyXgS3qMauhVQLdsdKppuQkGthq27xC8fBGePDFb1jm6uWCZCmpOH/XUXC/GLM
kUenIpACcSraoCHdtPBL/fLOakKRyMmVo2N6N6eMt13ZVtkOHFKIwxWvK7xPFR8mn
v8PV4tgYnhQYGA/DN4QtLPkLEPCqTQeThaIDAVr3Q2X8P5efikPA0sZbEf2fUof
oWsk81Wn1qYX4Qx28yJvB6uzoEGa760SZD6u4UDvJYIgB0QD9/D/PBFnY058JFY
vfg0UX8dw4FcoN2DvoFzb0Z0/XoaC2x4LGzZXR1sBn1fsQ6Tsmv8+dEbZX5fxnNj
62gEnXU/ieZRianQf20Aos3WLuBx28fUsqjI2BiSvLQX/Ap4/1QETOCaf8QbvaJ
P2lZazn0z5j8oLuTmh4PvzC8FyB/23E1o40ubc6Rhrjd9n0w4AeX95r+EJ51/QTH
xjGwzckf2TGql8XBdwYwnAeHq06xeLyoZ5g6I5Ku9VriVw9Ba9gD0T6cqLIbBYZ+
fkvy/h/UkdQC/NhPdJu2R3ampgw01t3/yGJ6gfoB3wldE8LbjPpoPqEW2+ySpya3
LnYLLp64WR38wHWhHzkY6as1wNCHSrClv9Z012bwt0DJRsgZFRYV2dUb4s/YlXsd
ZmqFb2o7Tz2Z6WPVV+07dZVR8lXQ7ry1y9540SQ6HdQjula/X/H6p2RvrM2BtXF
y786alrkbAsPmNBOPNEGFmtlfiCE/WTq3DhK9u6UnTiVPmD2eqvxMQ9oL+4dRAq6
84NN8Mcox2ApU1oVAU6ZbGiRtCpYqF67n8Yr20hsQoIyZLRz1891zwJLElWIRf27
g3MhUqAr73NfKRoUoNfMHhu0SLy/0LGFQeRju0NvF5zTiaISKyL2oXBZuz5r9hB
TYTgMxFB/0xwoTv4F3F+FJSKZobmCubw9iFeRNSarrkVOMFfPQA8Y/gHyjFENbCp
Hu/7v5ZjnjvkdsoIFr6LtecIOVCwJap8PChQYD021nVDiW/kcXbUL2TX1BEKDYQ9
VZ8x0obL5PEsdh75w+xHCC2q+GNw9Ho061BCK0izGtSQsVNiJKujUZiBY4a1n6D4
t3UNeWEIw7EeTvRKf2/i0JFjLOBwYgQvLRL28XwJMhzAA4nEzkaUPfM+sGQJ2ios
qHQzuhrrzdL7Gx4m+76by33vMCMdXMo20AT0VzpihrJL2IMtkJ/vEKGCTQez7dD
fGi9mny8zZdaqQ7CXY+qxKHmKXNNZKULEm+LFvP6EDt0eM2lexh8bq7dZHzMmDZ
cTyMgFPD3R4MSH7Yzj0axT7tY0iQVqBLgfiQ/8UtDwZ+IvBmexS5S9lId0/CfC2L
YARIXpRmD2bYqM8Y/78IoCFBve3pkYrLLmrsgwpjDeyqYhmGyaD0NjLptNr7vkU+
gQK3ABBR/dPCsTxDV5tMC6rIPDJdh90fkkK35iC7w3P1WBtujclz4PPgs0Ku7lzf
xSnWcG9TT2P9VxSEQ3Q/cwm4abfhDyJqxhkmiC7zXV9WbHKv2IKiYNakDIVj9fvo
Gb8P0Y1UEPK5VYZLscSQShMzdSzMQS8RSOPIaBZZE5vJLBK6GfmQvabxN6zt6K1y
a9jeDEH9nvsufX7hdWOkkWrLC+oHF1bxIHUK2DRnSRDKtd1ChgtzyJoJpirdPya
DVe9+afeAmAEJhh2j58U3MmC1L8okvI1xHnLXGimJzQGL/C4D3Rbk61kT2Uqv2uS
ZMbsr+uKdf9AcHqD7ltJnzbnt4RR8Xn7SGzQnwfBSUNLm0WK+ZXICQfiLsynJp9N
HqCv9dkzSXvldkDEmSa45XG3J7MAwCcdNwESLYzZo84Z5R1ND0pOSECY/0HTPHRG
A5LqsZpCxoKAjBhYHC9kyxqAtqF5aT48/MW+wnBbbFJBx2elv+1xFem03EYuctfX
ThcOrIGP8+7W0EhTakL5SNAainP3uuuENTvfsdkQxRy+1nJgCbVnUDaGhUNqRpd1
UjBkr/3wng2J/a7tnVJZ89TZwpDmpmuxANxpR1Kom+jjAXmENlbOSYvs90SqAXKp
yeJbszheYTnqqA0v90efVJJFN21eLbP6Ny/yauszYHIGDzeRU3t3Cnvcyu0TwqE
usQaMU/Pon2BKVMkoJQ6XXqikpNBKad9D8vh1Dn6Op1uftlpRsTNM77qRjPUNHb5
zasKhsgB1NkgT4VldXk3xS81EPwpF9Y1gsJWn/8xd0GjKT/bCUJbJLIkiZxuqEG
00Mi1feBZ4U1M+nAP3zSkXp0HGp2388bzg5jCebMKkICdSpWnqirhE4FLdn65wat
1Nqe7s2d9BEgX5KahwNK37TUD6SGZ1jStbF9cXE8BKNXK0MbxCUkQ0BgS+c4T9D6
V5Wymr8nfQpKrQ0CCtgQVxsrwizLZUJs4k8Y+NVR21SKv5z3gqyUvJaovLkpKIX

MGN/3yfr8fLCIDB6qBhkI6yM4WT2YAvoGURKzTQzhFjF44rz/4ixb2eKCKT+bEHD
bHmeFfVoxZmx3RrxwUACLeX93vWuTVp8sivKQrJqwmNaCcf/PAYwYPLcFbDYtmk
rKLmf010RfDW6Zicupaas/XKk7UE6HrcDnK0l9UsqKF/+D6rVljVBSHKeVieGaeG
Ioibxg1t0ZRY3PEEHMTokkkkg3j9p8zFkEUADknFA3PLTX20CnpkWTTrjWkaRSy+19
od4trhT3q4UK61rcd1SGV1oZyt4WbATBzIEXXUrsQ00hGyfnw+v21MLA1EKnnkL9
6e8vurxxjNgSwTrMRUetruzSB8rzWY4Md22Qs13Ce2cfGqaM/Yd24/Qaeg1+45wx
YpuAh3JxVVzapmIKLflOQHs4I8To1HdUiX57lnbFi1Py0uT4iXZC1iUm+qxSCrdk
c+GTHJ+fP/tfZpzve8zZ0amyLR4qwlI2xcqGGEgbKS53mBpH6wjM9t3dXsjVx0NL
3yQ/gbk1Q9AXLNiKyrBDUQePPxqpEJgv4rZ4dNrZXP0Ng/dExW234TEI9x3WPE6X
isIR0JU7GtIP1fyBki+BltQXszxERChPEH9IqgbTY/FIMTF28Z0cZnMYZHnaoIea
DTCw0v2DvfyHMA1gh2Avn5pNtN4XKHXYQyKeY5/zLuFvS7jwvUOQNzvybfbQRnu
LORbmDwJurEUKZDY2k6M+V/mXCDg3qMVZyDYWlc2E0awaqt42CG9DbhLdsnHp3Xw
lycwxpLH20VSCttwT8H1s8y+sGWTgZxrR7zNqORyokzDpIvspWDP/OSweNBEv3Ar
vsDZ5cmtcOaodSdV0iM0H85gvhkcVcMSrvv/adkRbgogz/uDBL4AnB1ULTOyraNA
Uq9S361/m2eE2xQuZLETNzJC87TQEa061iEEtWsDNG2Tz4jARnXgVURJKq0IL1n2
GquSnrEzGKgEnvWNxjPtLHz3eZ4PXGFoJ54DlBkl2nxVBotCJpz+8MVC/aLbKN9f
68KbUVR+Lbs+6Z1J+DnPKQuZeMaG5dVGSqnI6UnvDF4NnLPaYTeGBXRbk3glhgph
22RI/1IvIT3S/jGf7Z1pNj1hVT69+KoTZ4Siik+NqRUDPwQcINjv9Xn8zTQbx0E9
qFE3iUk66cniH+0kvgMYF2ln06JRLKyJQpAHfEDUjNCXN2myvPoFM40YASVXDmXg
/+6CukqIYk1VgPRUY3phQLMYPf/XbM8m6Ske8FQlzVZZfJQSaoc7qi09le/4xuh
zKVREkEvs2aNg9Hf3PswDnfyCD3VHdEJWuqU2t3tqyDm42nsvtVgg9KFqn8rP7v
8QenMuY/EGYKcnso8pkXgiSSQiDCP9eSKQmryg0GiqlEc/V79fK/yzqh0r/6P5Y7
42vukJXoirMph0M+/5wTDkUDuw2AV6yrvWntPMwW+Kjfd04oBmWAWXHaFZQhUXIs
RP7dPsGuaTpxQN5uSS0K0dBhGHEOumJKZDliumKRiJE83ENiKR69bXkNYutm3gmV
Z06f/mWKPOtG9A+QZxXEj609tfI6au3rpxmPWRM8qw4njbNeqDSchPgrdPerujey
ZLONI2tZ0N5d1Iub93DnrYWNg7DmyM60S9qn/e4wT02dekpbe3ScnMN3qKx41hnm
LM5js+9CVVdsPKEsUyHUICp2W7+FrOD1opYzKJYN6scYLpoTsTjaniHLc6pWq+/2
Uzb/SVJuq+ZBktSaRpDmm+NyUc23QTM5inZN5Vce0+MmlJrGziJcvYg+gVB+rPxQ
G7VrKQ0cd0JVdCvG/sFxFc3QmaVZLSsMlwBkBVmhdq2gMkkay2Bxbd+JjMwn6DOC
k1MF8C3od8s9t6Z4EqoUVs00T6zp96y869ydacSSsKeqrLDpuy0jX+lyqRdHGY/H
Z/maZUL+5u+5HoPMThluBg7yMU5k1rACoPn3D4wcZ/+TJegtPfJWtmJkv/a+ougZ
kJWYr+simTb4GSqcgyUwvqQiBdDmIwf7GfMeAfsWg/b5ijJ3/Omp75M0pvgBZws6
jUvYNLspeB035vhAbbr1n6/eyWxscLjyTSuWQzLHfa1U61VfoIKumn+bU+YeCDB5
GbvY7P9kj7E21TNEpt853RujAEqF4bT4Lew41mmEzp+IXhtDbT84lf9VuTmvm65
KqJaU8Fca1m3xd2+w3q9Q9ZaHY/joEiwyAWECgQukx0u1ymCXPgKK0nBEuWAKLU
XTjcct/FgvousKLoAx70gnyKrXuk+tnj19//1unIk6shA86qgDk4j5a4M9YkXrr
tiwwj/bfGV2UqUfMw4HH7WEKniByY2M5yhtKfdjQ2Pbrm/7ZLJuVU1UUlvLZa5xB
efsGgJ6J0j+s7ezNUsYNIu64rll9+JKma+QS90YICgzywTT06nNO+ZIA+sra78i
GkU9ylDPHFN4r4qAtTEQNmtZbNtmBltlszDDawUgJKctSHrgwSsBQ1ygd+ePgk7
VaySDN3C7eKxQnd9KFshnGj67qBD7PSS0ogebpP8EnIqPr7+UbXuNJYf0N8KZyVJ
j3Xrvz5uKtSV9TXlCnNpa/Pxb8A0SFyr++w3a/7nXYlGaUkTqW6anm9kLGFkLMQN
IG2eRfCizXJF0qjQuckFBzktif4UdJded9ces/ht0ep6EF6IQu0Qjl7Ll2IjJkT
EMQHg8kZKecJgR+90+GSVdGwzk5NH0E1KQzj/lV0Fy89GmJm0dGsNg8/MyjaeWxa
yz7b/04awlPVDcjL8MG0rCnk0jvQjARNpSimKp+l+q07zwFl/oxXVhtA5WMXHGrC
9sZCQqnZiCHvtQAGqGj3V63gEggtebid0HQLu1IADDjSmB7sy9Rk2JrY9cDNw9y
qtIH3tXaKGBI+3Ic62g+d/WNCnN9L8gwDxo1nqp4dpt7gJnEQGG0L+N0vHZAHMqy
vIOhBpF03SZVTzcCxa1/KwvYHQsTPG9rNTvXkVlZCp9G0pt8gucdIdTBvyfsRvh
9yZ0kiaXCrBneAHh1sGRyDewYSZmo3jz7KN0w1pX06yYjkbXiV6aLr2/pT1v59Xn
pwc0LUHNF03T6+7Woq4wwhIGrMdoaFaAKUskfU1QLT4vaj/y7cJ7yW+qV2H3Cni0
OwCYdxLWbicuLzVTJapDUUghK4cituDwUdYT7B2NQWYHKWxlqcBENPiDeIt9ysQW
tSllrCm+39gU2HPDMnAhhyobsfK02iletv1oD2mKB20ln+BXDjKvkyzdnmJz0opa
x5wWhp8tPI3sIhgYmKNDt2wqVWH9tDGdyf2b7JsZjtcPqrzabmdit4FGWxes1U2t

9VUh/taD6tUox06z3eMnhK2DtRriU9CPNBMCqiMNPxCtd+Be0lC2gPt3A+7V7UTi
Qmcd/ti4MMOB5cNmzWpA87lncEiC12KFKJCoE6smYBGHr4Rshgx6tEUTMotbjdcn
08n3gtNtfioXhdVVlg/XqWEJ/FlIIzbeHWimjgstfK0vAUbkL52nua/kKop67MAf
6svdHL1w24ygCNkMs0eeBsPOIVM73wkm3bBk0qun7Lwa4E0PDpZxBThyIekZV2+o
1ssgHIczmc0omY1z4iD43EzqCUflNfL9qWcm3hdx4BZ0ngAzNmyVfa3Z8jWbFyNR
exzv6cpCf6CMZ/Y6lpL4En6e0NdlatLw4hRDXUgasyeeN3zPn6xfoo0Pjb93gZKW
iRRWoyhQkIHgjP56BJxxF24EsWq7Xz6Bq62suSEIRoXSGT/MfsEBLIRP4/Mlg9g5
FcCwBL+uJr6RXoyTLqJV92VoU/JQv/Iq7eA4z9wmUL/ijWpESz0z27pGNBicjNX7
+4xHIei fg5LBVL50d8u0anSUaga0dFuaaX1IqU6/vgrWpcgQ+w+9YYTm9abr/ZMQ
NIuJEjCH/+SmEmhWJ5Axy3gA+PxRUHQMNguMwBhMNAVYA6SpXDx7i5H42/rfKd7I
SI3FT++5zeHjpmal+LtfCv8CvVS3GNxwGMLHSEGHvGL2rNCHI4ch/IikuGIgR4LP
MrkMrAwZt60XvLXL/BRjvRqB15Vg7ZYrCSPUZ/J/HqgLhaaCAkd08Bww00Nl0N05
2/1p+/XT9AG6eDphPu1kzLpNQ6+Jel4cxox3YXEM/qQQlhgFpnLD5ly6fa4J2hla
ScLrJ836aBzkI5bXPoavCVKfmIeq+4F+012pFrD2L15/Igoauk8qugq60CyuldVv
BQuP6hWEW9KvC4QBwqtcBHSSTfB0hsxDu3gJBrjGtEXP/seg791KrDA8leD+YPxF
dI7VMHlOphVbt3KRdDwu3nVQCI6FH0BosFphMTR3vKcTG8t66Encr3Ggqz3TzhYp
qST/SbbMnyf5oLiP5h0ETIR0EFsQZyegix4xfN/rww/JW3xTq+nxnPIaUDskKB7
a5TzeD+PgQFgjCHIIb43Dk+El1dMD6Nrh89M36T/BDpPpvmFYrRyYnFC0oRbNIR3
MJunkERBD5zhLFMJmTDBt5uQRivRw4mFGBZu7jRECFv2qs8aW1eh+n8CJ3XEwydc
4Zhhjbbh1eUP62Gjh4oeOXo3em7051c3+Le3SL32gEVPwlyUoGS0tiqZZj8ZgROTT
XLQbG6cGVRBwlfNVSoGuNOAk0Lb1f8LFHRM0Xv0fj5gVW4fUiAoWhzP/wXvHHKE
m/V3cBrg7SkIx2eDlVdiETVQLPaaaIcu8+i828c2tBAHtrb0uR0sNkDMI00crzaA
k021J5rqmEaBxXaFpl0GWTcgZBY2JwOqEaWv+Hj2SHAHtevdzy4UFI15sYcQxAf
F1XDfQTvz53d7+sytfkfGpJq5NFzEb808djd9GN7app0Lkz16X8K0mAHm0QAb0tM
uALBKzCWS+vDw6Z5c15H9LH20m2L4YEN48brejVIz7NrPqfP4XEt4vjY4MgCrne5
Po7Z2j01FC/swhsLzsF9QK9vLKEOpSZIEauIBqLdMA7TBW97/+GbevbpFBrGa3sY
FJq2Z03BfcI3RW35foGsb8fZZZt8JrnA63YotPreQ7X/34qh6N0btNy0NfcUZWGH
K4VEYuyo9CSVVtUu6YN5d+ISJfWqNm/diBBe22YQaaM0g/R6c00wo67ITcaqpSjh
Zbn7NNU/2j5rz+GgTJwfRg6wYpSOUpitYKRUKeup0R3L6Mnds0GLzqpWo0grtxJM
4lykpvHBaocpX1ex/vPOz8q1FcdK09cXxVe+80hdv26SOTLJQU/RinET/ETnEFi
sGysZmNn3p1zwd08fymE7PbGtHstTEb9bacapX5v5m3c2euRLGWeYf+xwY4xCELv
xVcJeUNeKp3EvrCQEtlmMNUzoFVZIK5nxYG0WrJ+qEIQfksfjhVTNoV2RkjekzZs
2UgLSUuen2sQgKmlKaOEG6Pf4kw0pXJIVGNM033Seg/hYBRvHqRPXLOH1ICTy6OZ
2kkf4rcsDESNWqZIKzBFPZ+D0aUf7V1BwBgaIkS4le6zrDfX7dj6xQ738wse4VyN
26XfC2ELHheXrcQc4EaVigTBUZFjvPiPARUhcLkn5I6A8Sm8zF+7faYqgWpMcqxj
b/kSYdXV07yLQ0Hldvt071VNTfn/mLKVHBXwntVfk/mWGaIKRXGCZgtZcDzp5bqR
Zasx/BQMGgRWovNP0RyqBdYQ+V8oKohJuNVAq3nvtwksNQqoIQR+4qr5RVAXZNYH
eNJ/KwcQzQ8BoLts6k21CaQZAPyrkI2Gnm/MaZXYZLKr9SKom3wBQIWZXRtXr3b
lcbBYM3B3ubZwIDy97fCn7MZrbxd0qu5noN92uNb5a15/nPgr0Xeyj+b1xxQ3TwS
XL108HravjU3fijxhfXbUgkPHUqF61RP9+Esq3cwycvTNJbLfSewVrzZnzryUDy0
gpjZBOYtmQHZCa/D4y+wBSjWjSLloouoQY+XN2hDGzNCLp3tEq6AnlNVlfS8Ug8C
WY67f4Yg2G5Qg0R1X+NaFBm5dKiSrQMrAoR18G+E+tQTkmhVHnllLk1VxNUCJpGW
4jmLgLAfBhIrSoVNja+hjPg0KuooZMf3qoqCJ1SBPoxkzxt0X0XuZ56FP7U2qXA1R
qtHqdXZ9evsmwbtT4RjJKG12Xvg3gCpmq5JfK+luUcLWqp07Mm9emPrTzWd1sb
1LB8UdkmrF9J1IpaG5vtNBvjRviCm05r+iwQut7n29xnS+jY+perE9nP3JVFigQe
ogZ0o7FI3wvJzDLrpfHTBiHniQ1ilsFsHMULPiLCNoqGxFud+aha1UzVfzg1s9/
KgeQFFjsI+2+uJZEplxnprVdohH36vxtYzjNqbuXwsaZF0e6jyprCmLe7LCpJm85
KExNxYAqQ0X6beHbKSODLI56wqhDVAJBgzod+odzdXd91z+qPnXZw4lHybjaIb
/PHu2+GLR+IKer9sVAC09DNLuADmncdMghhY5FUU6Kmg3EqzGCxT769ZFja9nY+9
tUn5ftFJ0mU00V60Nnd9vn1b/8pqNlEy+uMa0W+iFqkQGxwCGqzRByP4gd0i+Y7J
QIZFD3yfZFEVnu/u8y78y/SBUZAeg00F3S25kjZOITncAj95cbbZFJmupz2Vdozs
P7cFv18sZpa63bCb0L7Q0+CjrFqP0SC1rsxfYpqBxZX2/Gqg2fszbSbbmeiwUjLk

modGc60P26g2pGqZ9tQrGbaISmapDzcZ6UET4izk+4YVpm8qIzssDCeKeowYGoJe
tBgtJkL65dP0m00Fqu+RKpIRx5sXJf1aK21DzR8mTgd1nGIhPTBnOa/Iy/0v6agy
PLk7Rrwb+PH4Ps01buWUJWCGCnyNuNMk02VyVjWJKL3Nkbvsptz6+Gh5nAPY6qHI
8obpMR/lcLdsL7yRhPY4KiCy7PnTBfVZTKJr5haewTNf5H+H3WtCfD2eL42IETQZ
S3jpIDGZf0grKAipN1N2oc1XuBDb+DI5NYiYlJcIxJRN4H3znZLvwrYCFDCLF9hW
jWmUcs50u496aKLu7V0aVvecR04Rv3KAbu8irXb5fwz9HPayg1xn/fRc+F/+h4cu
ljnhZ2rRjMH0tYf+BEyzzWk+40yZuk19PKX86MRSW77TonJqQ1C4hUy/CGh345X
8JhSKz09Z3G2Mca+ayJ4pa01XoLDpaavcHanNn+BZ44BAZqApufIbCyeNVhaK3Lm
/IG4TjQ4CLH+c0HtVcoeuCJeitsALhXbp/rZvejGBt0uDU8G2Sf2qfrj0GA3Qv29
lKZoxP3Kr7yxp7nHdNkyLPp9Ils9P+QqIcLmGuD+s8eCWFkdhiGpb7zVbkdWwvS7
Ms17ssaFzZjHZzqsoThY2w8bJL5WqB0msVP0QiqRBP29SaaH+NfDQ05oM0qhwavC
fmzvueWgpsiMTuz09wqBrPok2ZrJJ8syJtVTJM/gNMM2+qLHGEfXVmUzoM0upple
t4DDKrQAMnUY9TQDLvnTeKvyJWE5DKLx0u0F4Kbg2ja03DQS8zLIGgEMStPgSN6W
RWB73+W+i0QZI+0j fMeFprLQ84dMsntiCXGk17NCbI1cT/9HmV6cLY8E0d677W0L
NK3aBQY7I6p150uRKRahQH6kEGDzfwHJqsDXEhPwJDfQcdvdW6m84hinhsaX042
YjAdIbcJ7PsyRmgPUoldLuoKWSYqZdj2ygu0bDPUMjyeDHP6yUFszB+p7TxNzC7x
w/w995L6f0r0SiNcsS+7p10NsaK04mNNbyhFoeGLjd3PgTPzKK0j3uIvpqo790XS
Y8K60C4egCTb6t46RPf613oj/NjJk2i6Ut5TkM+Tsry460mpV17IAeuNgE7z/pvm
PR/Arwab5nrp2ZArjd0N3xc8/WxBfoxyd3Ugwoon5MmdVhn5waewPP0urnkK77G
8Jnqov087PKEEMv5iWmXncSsy5eI65I7MbopEQQLrhawMFY40q02oNAJL1diJt
n9VUosjI9Uwy/lz6ISIfjw6ByQ1stRa3m1HcmSxs6kHM6vXwLunKZLPQPbxkG6WU
//liLzqGRLWmLQ9r758qobCAGIJmFoHOnxoxfItkjtZQ6IiLYTsAHepoqQ47ZN7T
LU96aZbWmwSVREKslg35gWRMuPT8JYSg7N1ftMDCp3TPUba2Et2/9hIy8TEoQzXQ
1aL5tRfm6PLLcStT8b6YiG2a9VRa0Qsv0d6ceTQ5Jo77ekamFsmGw5yzLzC6xL5c
jhS8lCKhMX5dbYxv0LmCBMDD0a4jzc4LAe/Za0QgSUBMlgsT5qpeJc4/Z3MCwnvM
DLBPXJMRJ1Ua3d760Y9IbY03/n0h7Yoqtmfegv9EaD9QAPL5GckIHS60G6NTXmH9
gjK0MHXferRoSZL6YXo443tGe1Ppy9QMPRwto8VUo3wM0LcpMz0ETVGfdlhh0i8W
oAobI/7Ze0+UflomgrPEpf5t+oSrfyo6p32o0IQmR/Le8ZHIBQMoPNFGqWod7Vxx
/zBxDwwhTevuUyoAY0WtdVYrmGojE4CpEg2gjOzdaNst4KfXIIER0xjfb20Jqdg
iIdrwlDwkTLhzq1K72taSerppYIXWp5beH+9tJwaNmLzUPuULTBGQfpaKN24H0fV
GgkrQla8GHRauSJ8EagWmrHw7uPa4CP4+qFduEKD/p9GHM9xW0cyUPmnqJSYZnD
FEltG7uPJ8NAMT9rAiFvIuwbTROksGJpF0rHoRkgN2UNDzE0iWHSjabXifReiAkd
DzVKZcm8+IB6qq3JnPFbcqogmDoyFPQmm03iyXSyEdncaIu4sKDIVKcTSBCyShpT
dWkMLuHdMPu4zLNaCBv9Qbi9+9x2PSUN4vf+aNnPMNUdQ1xr3sBPiia6NOCHNdCY
eHAU4fC7Q3dJCSH0EJDCIrFLcsS1Rb4jx/eHM/XVL8aVt4f71C58xve/jmPy+DM
l0IWsNpLRs5W9RQ4iPIeXVdyJwXOM0s8LPJhtk5AjphndWh8SpGK0Ci+3UT8K/M
xwPln1i16soARXtLhKrdBFu6aNIy8rXfYpZlyX63NX6x0udzPCHnjb/pJPQCG4Br
lBSfp3ljdzGysApcrNucNrVTRBH2QYFI4BcbZYILjrKgcXGiL0Wlrs6YorVwRxM
oQhxdh9wM4viUy5npetkIdwJhcX0fHGhjuHTFBSIQ8BUpu7CV4kdKBfFn/wxYoo
k3aVDHkNvjYbXkN7ArHW2wuQqwdj2bmJVw19Vy6lPJ07k1fwLmHMiUXR33i4zKU4
YXHlHgD5kVNV+X0q7rtf8yIqU6N290xFmycb4Y8SAxvCdkrPMBqkm/ASvTIftg3
+snBAUGy4YeGisykMX3lbecy/L2qLCxdzAlViennF1QK/xofFR3W066koifcMWGL
Bb9IuTmPSD2Smwtm/daw60RYEmyxGUNRBXBmVqeL/jZdr9+yzAHqeFKgV7EtFbq9
GjVjP3SLqvvhodVhs1eP2aTD3RghsmKVQGaLUXGGQh01qsZKvEZhryGhWp29mrov
p4kxbUSzFzwa0yGrJ+jOq00R83/z2su2h/4fAS8mcGmW6MhN+rLdGwWtWkUzzYA
DP/kx5TURIZ/40sISixOrKDKz/ck9qTorb/hYkrfb5IPZnes+H2K6/0937020Wxp
IMY/Psqv0ngxRbMF4qtLEbxjmEMffMEKyCMLcuSBNMxL3KhLvMHcmxv3nywNlqrf
mFjisZ0kzmnqanTqcGpQTZLuoDb1csG9HX5E7LPSNF2FMlveG3Bdk7UBYSynUJrL
sj4vCub2XjJmz93bj2pFCZvCUs42KOUQCqHkLF+KLPMASlTpDoK2Gw54n8RZCNEs
G6CJ2iHmZCkwlGinAth1XDUSRYaRRCbymydtx+2x2tfStrJgzljLEck+iCj/CLx
XPB4JRam5/EZonY0Gefixpd7UDW4krGpRXZc/yA0LRWAPKEVz0t/T2K1MTRBBHe
jsf/880VM6QIVXSLXDC2FqHdiHENBjSMXG/pJcfovHPiArXXouopleQoYgarJBKu

qIwQZ9TNTeSwKWUwYK14ZThxqibqb9gmp5s0yXtZ8xFxByxAZa/ayfL4Vur0zdf4
qHJvkhmWg10Ei+T5+zOL/fFlBfj3UsrgzgTLFp5krRSG4eUxyFukST3fDfPcVxuo
1bNcuP3nkNmCG+XbJn4tTs6K9vTr2h93Bmcl7NW39m6/Y5PWbABY27lyKZJFoJb
UZcSmYHL8vL8BLwhxy1IAOIJJiLdSA8WV3J85QXm1cYt6k3j1IjWmi2DG+J7Ay1s
aRbRjxEfmmZmTn5UawyKwHlkfdnbWx429gTfeGPEsgGajia3e1xcqBVjEAZZ5SI1
b4zPzJ372d0/TiFy54E94SMok8pLd2p9XAaXxTDKQWoL3dSqmyxPhTf4PoG6/uXA
f5XRlm2naMeNiDYnbm5FbkcbXT5zMuAM0tD18oBb06cfr92g6mYFBdaQLA8wI07W
ho3W9PcmsGGAHJFIpyOmdco2sW7taUXHAJ6KpsFleWvrQI30j2m2mJmgH53ewco5
Lipb6zX72fL4DwtX8rZiYqrI4JARspfe8jSaz/9raz6NW77Xve9C3JRX0Mi/sCwqE
GzPTWzBwei4nKVxGMKia4ymbwxvrFPm8dUn3jqMYoo53YBhNs23H/IHSLDLt/8pD
sZN+TkuaXbcRREYk7Krq3+K+Fg0/LCPSRkplA7ZMXzr03tIgNjhJ3V18KzAGAd
QZIHoyg2a7dyGYftZpTyULUvEijUXNLva/yXRdtWLjHijb43dXK1DCnz/S41Tq0
2S9tbX01izEVfbfrLzVz8ssZlxV2VsnKeXy02YDfhjJmYjVSgHdVwEorNlgbuc65
JaBhgGLGxJAIhf/JNqtMgATY/fKr1XHWct09Aad9enT4tHFt0yltvJRGAKUZGJ/F
3IuHuuMHUWNCb+z0Ku2IYzk3DgYSdwCkrrpWS6eCLCpaCdLZaGbOzVXKMypVaDwy
T2LNNtk3H608J8ACMLGE18WIGPPAZC/t4aGl5IKEgJwGi0gYJfyKWr8jgugLoydG
PoRenUGjSaQX6r7ENA2/sahC5P/Vovha41Ju7duHzD2AxLqaabpMEgvf13/DPUT/
86QYyv5ItzVfW4oyAfpZLkYjS+pxJn82+r7cc0Wpzo72hFl3oLD6KlqEPzuoCzo0
0et4HEFS7ujtPSi+BeFhTWY+wu2wIDCVmjBQ01889/IogWyv0/W0qW6PGSiL+MDB
8BBTdtHe6P+SRdRqPm1G6/aMyLJcTFFnGfwPu087ehaYAq6nsWXnBzJzFub+UJZQN
P2zMM8L9x0jAPuEF4vY36yxoo0mHrGdaqoTB1/DWMP0nKIc7RNZ0tXyLs0C1cPF
HyUTEazllc+LdUPHHIPv1bGzSdtn+UFib0dclp5AZDYXymBePdaGe9ej1r5eFGeL
5zTcm9DePklFDN/NMXPz/cQmm76wkCZjMgI0KVL/03z6Yl8qWad2CQJVAK5r+Zlu
p1N/Cpl1YbUx2BQR3D4c/+wzyPXbubI2WgHwBd9kXgQB1L94r/9sPppUbzgdFwa
gqW4EZx0xgk3V420YNstCiVD0uwlMqbiyKlQY1CW3nwP9sFzwnIry8LE0239Ro4
YxWmsE/yrCimL3/9Gv4HbmZHu4+XZLAKSwv5vfTaaUiccj3CZgWImuP6/15xde3t
99q4je0QgesioZhszyJV6BS0QVvKkn9JJ1eT8MKJXEourKKwK9swLnLFDuMJZ0LB
rXv1Snr+YNPixxST0/dXvcuIRF8pzFOU8KLExaTAVv8uUe0eFEo6zKK0+9d8xBSK
zs1H32JPx92BQ1PhtUaT5mKtC6B4oBBqVb0J2eE+XA0aUAZuINtHhIoPcRQHcFPG
XZ12Zb2FppkZoCePxdHo+JNoAWONjNevqe5YzPFecnuU9n2TZKtnvJIh0559XAAw
WCkzMWbCmtb5/IIQTTzLkaekg/4EhTS2z3K0NX4RU1MaYfXg/gR4yCIZrmR8N1wF
U25Y00NbYu9XecKGIbaUk7xlQUi3AXSZnjDErP94rERn+LIJ9qS9UkhhbvoVjmkRy
H1TCu5lMQFmHm0T9ypiFWLo4ToDB2eWmxJyLakpZxBmPm5WXW0zFI7DYwtM4Nb1
oMAvBNp0ZkP5J9/nX2QxfaPjVxqm8b8W5VwIIOnqG6xaW/IS4NEQlGvsRh53pgs
VFQAgR3BCClhaqBnQRMxgf8zSe7IQj3E4tQoybH43yc3z7GsNBtF1Gv2yjmoovJt
KIXiyzh+pmoIJyWbqphyeNGY0oLctfp6vv29wwHV50FqpasnS025BmrjmQltBzYS
gyx7iHbqXzhuNKNzuxHT5CTlQjgkyjLkceAy+gqrWerYdJ2DqL16eYFuT78zX3gK
D5eQpgmb3pXW44fvt3e/r6LDdx14cU55gH3x9+Zaxq2XqzBuFH0hmB9tiCMq+C6h
4yTo3CE+ymJi2cggMrKkaVZqYx5JCdIkZoob2YoLoFeyptKWC9R0b/NZGW19bh01
E5bGcKNzJ+KE7CrHsd6VbYx3uNgBdtjA4Nn9X5K45T2srFQmLG7xMNSYgVHAVmq
vQxKGPQaZYawgwaH60NrCZX2fdAh+0GuHu/Bblv7f1psJXtrnd1LlB032oFcZ5bI
HFucFjqxVsD5FM5pKK/dPtQpu+Ku4jYCEvot1IG45xGj+wx0t41b7JD4BkrVSE83
XU/80fYv/Cp8Z3qCXewuTqor26Uq0gMwHec69jydmMATXyaFtgWuDH7qBxeGj603
5xI014i7UrXGvtYM7uFNOQWy/mPW+eKWCAAtsBEgbbArExeuUEll0V065+V6xl8T
jvzXYCxCNfe7tDd0o+NhTnaN8xEGNwimOwHh2NViWp589p70BBY3PhT9jLoADY2t
sHgqHEJ9v8G/G317FCJM00KXCUFNIm9L3qZVMjYvfj04n224qJuPRC6St6ABRCrTR
zWijLr03DLWkFzioZtCzWrZyjF58yhjdPw4BaIRpSuEDai4TQCX5GeBT7WUdVSAY
1KwDYszbKru1Qcyut2XQntw8DZqiUmLu74sbJ/uEz00FC2DBA2c0q0DcKJPkUtQ
Me/wezYJR/WYktxk6t9lQou3LVMPpIjJjRwBQ93qsRs8qj8SoFhBozdfFP9pWx
wHftQZIHjwySe5sEJOGx3Hh05axKAWue0CmflxSPF9RNsEPNDboVCQXHChL1Z+Nr
ZqgIzuNlge4fT0fIgwTp15LFq8vQhG6rg17Ut/Km8iYGwcp2J4lj8JaCf1tqmXXr
YJk0diCrk7NFKuL19I4TpdPzql4fAnom3Lo1Su/qsE4D9vPk24ShC5ppUpWlQkn

GY9zuZtCBvrjqYDf7F0jg2lnJiVn9+1B2/EQEwn+GHQrqNlnOgWYTG65Ed0Xvuzp
1l2VdelLkF9e8Zx9EQpLaJvrNo1iQajlmU/NI6n4Yc2csB8GAYGfWjAw83As4ea0
/CuVkwT2hDS3NpjTldi8B6xuVXe4NzIcvV3luk/Rxkn1ZW764wEpI2zDiL/6J4fU
hZ3p0YL/xGkPwjQiv2rzLZLNjVhUflscQM47gIn7q76EwgGawsxaIm83/Ai8FWRZ
gMU9pr/vND+ukIhG/kL5bdL9gTzG0XUccOPwmjMfMU4vrXG3Xs/iAaUDvJfNU5HO
+tTC3xxMzxS7D8FAcEQzH6C/UZEXaX8baLzR0aWvnoQxevbT+CQkBzT7UyLHz8Ib
sURImapowowCsV61Vk2L+d/aV7e7u19ZRvKfY0YhfGWFtdfJu1tXSjraM5KA9yw
fohwNe2vnkcApK3YwN4jCmWA1c/WzY6ngXV3AoBvWxRjMIBmQYC34qXGcDi6zRRX
MENjlojELn4JxKkgOot73Yyrpqa/QpXZI+ZjFppE8MRpFnjvnL5opfL6C59K44MH
KZNgDlaK1Bdf/QeQhVXF1v2bFMyA+ybeygUmW6ShfVDVntEg6BHukWHz0n3/mZk5
YE749GIGMvEqN54Pjt5NHxDF9A8qpXx6A2QuGOR7kZmwp0xm67UKc7tDETFWxCG
m5EJCKrCGZux/yW6D6iy7QhSpLyaMinUDkPTZgY1YR1EVYDts2af0sSXSDRERqLB
MrR/4ZrVKQRth3cXLk0CvJwoRaYi9/tRusfpuCqOHSQRDATHimB7AbwdoeP3bAW
7likeXFubkTV/q/BMpmjMl5bFS7yo8Sek1jGNLXxNI7LXnEgWAeSD8W/d0zzUaYU
wPzHSD55wXjBaUmwIOW+Ot5yr105nLsnHrcXdkSw/98/kwDtM6hMYgFCRmrLS101
rTmAs90QILkrSm1f1cHqHK7VEIJ0AMqhv+7pMg7HrRxShF0JyoJgUmwHbT1qYjZo
IIz8IJSQLID0s18IVffLpKYWF4w3nzLUq1ILoEyXQJprNmGbggrgNXXR/Y93TBY1B
vEGUBnFK2fKsYMSn09lhTuB6ZiNmTDM0vV7THxM5ijoeT6Xgu3HcBcbXr2k88v53
NIpemouM3Ns3ytjLZuL5oFJyvl6EstWkU7Dy61QeX8TX0igEqC2Z0px2fsXUZCB3
pqHVQRpW2pJmmJFIMxJIYem7bbYvRjwWdwVQ6sMVKgn6Ro54sSA6KRQZ9R6Z2rqm
9Ieqz1jeX1oseaQKoh/hm1LKvC8Cxp9upHynSgyE/SwuXnkhD+cazl7m1ptKdoz
vK7v9WRniCgaBL3jqZg0LPgozrnU+ZNqveXTz20I/OE10v5mCQPg2Ywkc42PKdz8
MKxogq7iW59qN2e5PFDrWEt90T/X1rxfhPveaE+K2bNK0dqIPhP4zogp7XuzuFJ
uvIE5+e764YYIhK1iwnrQcPqKQTHgSYvm/h7IKmonMKPvrYq0fdTnQfExxjk00tnq
SisHKzXgN1/6AcDSj7hJ57C2/zsmNh32X1eBzvpUXpSNUTZGZThUm7T24KwRiSe4
zBGKCrOgycjlkZ4qqdggogAn6e5LmnjdaFAam2+In4bGTy6CMFGkA6iKaTCBmCn5A
nbYrYNV6Fxihwio/X1eZBx/7LkKl1bkqoPCxZoJZJcVmETyZeX1LuQXFPwZ6DyN1
aeRlgBpgNVuIP+hPcJmI0eLnISTfLLw53T07T5MiWmpUvvi2tg+1ZAYHNXbrJVbe
Lr48TVjVVGwqJUzZcVynLDLSFEVMMkYXjAwZ7wq4GgR9ZHmIuZ5XnhvN4At+H7DZ
MiVrg7qZRLgwGeQ9I0tBk8rxtDBBwExDOIUjy3nqKNS3mLTDtjcxozfpSmuDKI0/
paR85Mwf7aeyLfmBknY90lXkstiDS/DQpsy90Y00Q7nGiNhFMSvbFCT2WIplBOgN
AAzVISRYUy3tmgcPpYiT5lg7RtGMRhcxjLmpk7JeuWib+KwetKkCEV1/QvfdGnOh
ZN+Spy4MCBOKjhUfoYs4FB+plynsafLnyN2ezkR4ftjLMX0IitnJqouYIeIMTea1
dfIdeSFeyJmQYzopVVKgESD169xXVtr0C0kG4+zTv3QTJkt1Ac2v4s061LX0U0tU
fpzMoYVyjhVv0pyT/c9BzLsu+NwCFUVk55/rMHCxtb0MjIEMUsBfny2geLuuXj4
5qCDZi/m2/7pVJLeOgGL4PcrLoMz0azpTwhZL7RR0kNcsnstN4xhZuwL0g8SPk4
QgTJeI6553AhoIPbalw+yI4FR07K2iN2zaQZk4RgGiaoW71iwf8quD8aeidG8jNZ
+/Q3IiNghbfzXNTdxEBL8/KmZ7ubyFfYRYF5JUdujTwHsSyAas8hBohVE20XFvs
l8MVDIiQ3Kuzdys+F+1I9KsvEj0Y56zfvuui2d4BmiadeT8WTVhEwh6JGs7LHBD
gmRFI71BVvTp5VQJBEZV2lh3EgSDTPlTXZaba+9IVSs9MSS68vry4/KYwTsaan5
/nymwuutz/EuzYx+eq0x2a1tU8VpehyinFZ5e71oUZkMHbEaLhD3rx8zEM2EdvAO
/9SY5LJ0fuwLya4jjatmuY24490foLCF92qtP0/8Cm3JBGwXk35dP7043fJ1+y4k
P9TDbULbpbSd0wLr4Ee8eFWTLhIqSoKjKrmkJ/rIY7sf7kUCh+NruXz8aWJkjpN1
C4SWAVi3e/0k28jtYMg7yScBnbYo97eOILfntyLrpLmpW64yfs0ugh+Rzi63kdfZ
wu51/iwwnVce347Q7idNNDMUTUrVnWq9Ha3n6pIUmoVA520J5Mf3enusLqc0lprO
XSNIGITpsayXE+24EhkzEbSqHUV3mKWchqg84E2C01vAv43s3iE2CHfQsfdLWKf/
cenLu+1TOW25xZix7nI4GAcL4WHILstY0Mqv1EHIHmbaDcP/ro7YlCo9ePTGXHL
3pSwbignmL9gJZTRVvRTF/tmXSHbBbFVqfjoUuv07LXjI4Z7Hqe1xi/BwlQGzzJ
IbRwVo4AiKu4z4yYyl1U0MSNdDlT25uvEg8xMlqtc1NgGACo9fsHt30amR9kqLBJ
rsW3hM6Iy+mF7YgZbA73/H7Fk/ysg45bcBAYXDP66zhIqDTyoafbgbl3tt8t58aY
ONAYS+ZFAfYNU8amzBFKORgn4xjnbR901kWhpfXl7r02BaMYEU85M1KkNzGQPPY
wsbNr9KKEWdbzuN9SWI70bck1bZVKLkrbh0lxKFfzS8Wlh8f90L4G475AINI7L+N

```

eyGgziQwX7hMcG5B0QLanBPk373f7V9LSYsZXVBG6Ilo2nyRM8FvFMSWiKuW01cf
sdmvpNdlf6duKPqKIUFJYvSZ2Ym672/b+PcHVV4rNVa0J0RbkIx78X55e+RFj7QS
eAc1bYHke71R/CmbHSOQKie/OZmVnSMNEiyuIplcaGVpaGhqE8TA7TUMH+7yxj/u
QY0DPzbF7NWti6ABpwc6yF0dv8JgpWkukCjWpINQ6RWZeHmMgD5s2a86Ep5Ab2yx
CRHbTcyH/zgpTI51rq09251Kqw+r/s2LkbJBgGWrRz0vmMZdSn7Qcmet2kBupFV
MV7dSszqlzx7qAiFABH07B0PiFcU6/NWLSV0DwQgfOZ0WcASnOp/N/GWJwmbFSeUA
agS+OD5CjZHNROl1MDaCrn5wu3wEU4pC1knhgmEeHGBOef1XXumPWaL+gIu1JQs0
JYGy60Vwr9QRNqHf48tji3tkzBcIITbNhiebb5145zFH4pb9vv8wCPX2dt5QT0/6
2yyKcFytPyp91R9/urPiPAwppMhlfQIj6M7ndFVAvLqZ81Lb6m5V3ayWUKvFPi/e
d9jnfUXEf/okkNNDWENvzvnqFguya4L4PFDY3bPDTb0P+pP8ZUbamxFziUgoHLo
r8a90TCebTdC0hRxp0+2mBIU/OLtPZJoaM0j0s0jrW0Ybo3YhNJuzx+0VcCEuEES
1XnExZA14aPIqTElNYlp3KSJInx140W6RQX6NQPhkoAPMkV1AawuLb/OBMPMXF7
onmPaSyaPTRiDUV7VPaxUN8CLV4cSGz4l3wjJFf6q9Uy4xpxVAWUFLpt6rC3+lck
znbbCCdZcjDhc0K3h4p95m0g7K830FMnS8t0Y/CaKh4ME/7ucyEQaob50NNGPyUU
V6HLHLk3Kbh0k0E0PXYiSncNcUfLQdYMc8U8uXdDputOnZJ9cX0s0aXVo6/RS1hi
CKoPFjiAmIH6vF5JuJSrbrFGFTsogHBKboUhEbmuk6Zg6Kv1/AUBZ4YHbTVtTQyv
ThvlHLLpSkBQfYERxrJu1XzjJlqUtQJFcS113NrasXahl7qPEtSsVccEGF7PfNVI
WGz468xggNbZUoavjH0jNKRq66IULjoy8sL/nP9QZH8IV2moYEgBA0l+48uDFf/W
0N1xc0DS42Y7cFuXzs91N8VFzLp/xBLpAsTaANGFw11YP0gaz1Jn0duuCuMi6WuA
TsX/VgxXHKVrqc+bkv1TLc/mtzehijPvUdbIwn6/opKRLLsQyl9Pi+QVm3/Z4sSM
FYW+hKpCpGh/Sioqmbxpb8hxqSY7ijF5YQ4diue1VyNOV6kH8XYcWFQKz2QFfmjm
NfQ8/rtY9rosICyVTsUm8Y0JG114Vjt9YWUz7o7MdJhUMxvfpr8Then8lgY3
-----END CERTIFICATE REQUEST-----

```

Sample public key to test the SPHINCS+-SHA256-128f-simple post-quantum algorithm

Use the following public key to test the SPHINCS+-SHA256-128f-simple post-quantum algorithm.

sp128fpub.pem

```

-----BEGIN PUBLIC KEY-----
MC0wCAYGK84PBgQNAyEADkCD2dkYjz fAsSh9DFz1TTzQ6VuYfmm9yNnMwaDD3ps=
-----END PUBLIC KEY-----

```

Sample private key to test the SPHINCS+-SHA256-128f-simple post-quantum algorithm

Use the following private key to test the SPHINCS+-SHA256-128f-simple post-quantum algorithm.

sp128fpriv.pem

```

-----BEGIN PRIVATE KEY-----
MG8CAQAwCAYGK84PBgQNBGBUjZGtLITEBX3TM64mBet0ph0rMuor/OAwkVh+/aYu
MQ5Ag9nZGI83wLEofQxc9U0800lbnH5pvcjZzMGgw96bDkCD2dkYjz fAsSh9DFz1
TTzQ6VuYfmm9yNnMwaDD3ps=
-----END PRIVATE KEY-----

```


SLH-DSA-SHA2-128s-ipd (1.3.9999.6.4.16)

Use the following CSR and keys to test the SPHINCS+-SHA2-128s-simple post-quantum algorithm with the 1.3.9999.6.4.16 object identifier (OID).

- [Sample CSR to test the SPHINCS+-SHA2-128s-simple post-quantum algorithm](#)
- [Sample public key to test the SPHINCS+-SHA2-128s-simple post-quantum algorithm](#)
- [Sample private key to test the SPHINCS+-SHA2-128s-simple post-quantum algorithm](#)

Sample CSR to test the SPHINCS+-SHA2-128s-simple post-quantum algorithm

Use the following CSR to test the SPHINCS+-SHA2-128s-simple post-quantum algorithm.

sp128scsr.pem

```
-----BEGIN CERTIFICATE REQUEST-----
MII f0TB2AgEAMEIxCzAJBgNVBAYTAKNBMAwDgYDVQQLEwdFbnRydXN0MSEwHwYD
VQQDEhTcGhpbmNzMTI4c3NpbXBsZUVuZVZvZXIwLTAIBgYrZg8GBBADIQDCMdkI
qjreMDvZqsSoe7rSBqnrKnuxr93Y408ggeZm6DAKBgYrZg8GBBAFAA0ChrEA1AOi
BmB02su9Yaugp6w6gUerSZ0XXg0/R3GBLXIGu+jzj6q9Wjx6AqR4GuAC6Dun/g6+
2VPkdb8gvSC6Sbkre45Thxfh7nNp0SyXKUc4G5dNVSxz039ATCNkPgCInehGwC4V
eAzdC+TnQ8+rmIkXL1B3BupSvKf9dWt3RU9z72A+QRixUJ/uiddwoIdea80z8HIh
FUt1vqGEw4ohNSGYWZ4Zhu0HqrE0AMynvT/HHkSQqjtiMwRdNPPokLA84JYxeLEr
Q5Men02TQ6mKhwmZfdt16SGRL0lyaOdYgFnish6UgApJN02UK5etmzRmn7Z5mP2H
gkSbYxco1NuMJoFdc7KFp7cB95P3dgbD4IvAWfPGbARAL01pAqQQImJGV46fqTOc
s8E6AKpu/9U3p7SZ1E6QAg49DkI7yQ1cBYdjErqrFibiDnJ6FpdG+K34PEBE95Ko
eh1CcY6YuJDJkTjijyIpkFbVF85532uU19ZvYjvJGHd0g5neZhCzsr0tPMFdfXCZ
LC3HdZrmUGOQ4hGWwD6Jgbjnf3mVMhLh0k2SdwActB0eEvCAcvY9r421qTpLIJG/
l5q9s0S6kAS+jtY/kbk5Vy3pqojoyqppmliuY77ZAeKYj8BPSYnQUSFiaRDVx5kYa
NAnu26Lw5Ay552aCSKqSseTrbrsovJhTs5vzBy18U6fB2SvryE2cV/BEp5FBL72
ioii8HDYWyCtE6iCidIgdIDIFmJ89qHNQbjkWGnnyLJPaGguHfAwfcIUfJPL9hvx
UtoLsmddgPmsRqs0laqIwTzPzq85ATbmkNERfAEmxYQjYyuhj0RH60SsJfp9EWMVl
hLM+/hytGwXaChA/KzwjxEHudeoivurn2DUVLTJ87VZ4TK5SbfXYmFyR5szVbTaE
eVoRtEPB6wEgkcgmbP6ZCp859WmcFd50Tr9wY3uBPNmuDW34pAH8hBI+XuJ4LtRR
KaReNys9fzYLRsI6kdZ1V/4TRVrTjbaPGIA9XkEboQg1upBvd2DNwokp0VsQ9ev8
3n3t9rT7FKVqUfMYX1An0yyBBHsgwTVkK8HZLAQ4bitbY2gzxETGG7qzZPIunLE
NS31dpG1Wmcw3ik0mPUkoYpzFXLcZ5Kiv4HnbWjb57RncmiTd0NnUdBzRZNPCmIT
TyCZw5eD/fRnUQjRvgYbiX1AsACxtMFdmYlPdiPzqr/ZB9utj04nMHyxNchAlzJd
NBK2CLHpLGKXYgthAg1yHwF7TISPo7iVKLNGiUgkMwFiwT5kXHndBeiThw+Nnypq
cNGoE8WNIJu5I00AZTISJD34F7JBzYYz1PqdEm5p1aMGMQMBQFxeuzlh0LXam61
6TYLYWcu7jDBakArndXu1/6uVOXTqmxGD9f513jd+qYc1Z1YT/msnW+2UIm9P7Hi
VsB5SVoI0eIqy9Ler7QtJREIRUA+Qg0pIxFyk/xn33Sbc9fGyiVGTmqG0l1CRoRw
Qsb8CFL9zew01SAnP8vLcv8l+FRnauQ6unaIDyBSDfMjifJQb5NhDl3rFRrQo1+g
zMWKyZB3dLyG7zU0oHbI+DV4qoJqWi71aVdTVc7V2m0qHsISJfUj8l5wIUnwy7qp
tRCLy8LorzWb4oeHuWuws2XM5jcFfBmFzFEN3t8tyTnbBcQfUcYnqWkmzLFyCH8M
aGSbxQBXiKcIwrvmovLjLfuemNZhrLQVS99CNDADDYYKZXW1P12jVuGSc608ufX1
QN+pqAfPcYlBuxb9GRVYfXlWlYp0IoYpKs08Vva7GY7YKBJwixrTkkNF3Rg7ZUjv
nqEGWJetZTKxh3T2zln6lkWnTzeuU/08EiyvAhndDQfxNP+yFj0GsFaUH0rmng2Q
Z/igApEvf25d8QxPfcQZ3AtzR60UXMsKqsF112lcAJJUEkucvbyQ3uYy0eufFRQC
r1/dhcj/C0y81ydrRZh+XDLkGygKytFKR9l54xzywYRovVp16UK+gVoX6CH5gwBh
ArBxRZiPPXhrbpBqLL5Ykgr72+eVXc5ZoerYd8ozu2ak9EbGILXikWx7G9eY1+RX
```

n1vFHLNftoTizZsK+i51tqAu02a6hYMY86mVRLUzBsdqLgn+PJORSeasBablcfVT
NmYGG8IDFLAoHYN94s5xc2dPIotBiVkuHIu+BV8m3Ydn6+F0tLt1FVwqx0cd2bVg
aWB8NzZDTOKQN2bQk3XSw/QucB4PRQ4Z+MsgCnY/cjyIEoJ8YFU9qnkyERmRNiu7
GsZXpGytNEioghgAEnomj33z1YQSCJsSepj7DXnChLAuIBP4WVvP/AYNWZVBWp+x
QpV8vtYwtcQjrUzIMMvd+CGqkr6F/sPG7Y3mNRtQ5jDBul7IvYMGtWBvsXEY4o0
/YGL7izv7fZRSnVSH39n03m9bJSQpgoyr1NKuacYQ2P/ufddipQLKuC6NhgNvZ1
C4gz0fFUMB93ytJDI34sQrXYZ8DSUaJ/XQNaC/qP7GGNnFaS8DLcNzVEda1gcYm
LBzgnQtmSDiJ4/fcdPsuS1I/uAyNRK6wxMc1VehD8tOvq9henMpz5LLyEK0MsxQR
LvpnAiJe2NGrMdTL4ki2UM2hcCLIBuV8LIkWgfShJVZw3AKGXR5NRWtjxEahtjFE
OsNCA5P19NqLzV99JhX70h7YstrTn9/sr9Mb5fjKLLOMyDPOovkFHOrmyeESL245
UkRyIDedjgVTicgprR2rNE6qESU/z5WDv9M04oYVYs/xzRU4ShUx58KjycXcROMo
bwbFEnHt4C/DvGVZyegJ8cFfaHcN2GCEaEfWqKU0jgNmIJmNCTvKhQd7CUF02P1N
mIdolBZWP+Ph57CxFaxhMcA3NU7TY0bL0dWpvyY9yZZVk3KEzKY2Zc4sm15KoOg
Q8zur0/MNU+oA2pG7d4XQ6WKDPQU9Bq4w/4mdVvEzZZgFolIm6vaUm/FXR/SLhNQ
01Fs5EetE3rr6/SFYcCLL9bLIL9qnhwLvgPp4Q4I4T9Ch1zwsJivNgIz1+V1JerQ
9e240IdWgXGxJFLyV2n0mqiDJGc0Z5GBSD9flr0MSxBUXmnMxCrSsI3kpLEduuIY
2ukMxUTZfEpmYbzfQ9zkrX1UCqU1/BTKxuz+CYwaaxrS0KHTF/i10QBdVvcYmvRg
jbNwM51EeNocZIG3/tIRf504QLZ7h5Gs7iSn5GM93c0QoEvdG8whwew07a9gUAN3
Kyu9bpL4h7rJuzwEgxj6+enR4vHcFolIpp3v/6R+KteNMK+6JdeZSkw0sF9SvJ
mki+uvTve1GuH+7Cw6R9vamNjjqJ+rSI9icsG6j9IH6oE0fuUsKmEd9CxmPcXtAA
5kAUUAMUxhMQkZw+Fc6VyPzscswTAbD80gXyTTQRm+LljuQz27/060puR0ctTL
12Dnp053BdAyyUFBCNiykIgz/IvTpDJSSPQlsHBBZS/g3wKfra2/qgKaZvDfAgPu
10dKBNcXmXxWVRVW0zMat9eLeHr013+Lvfc450C6qVkv8r5yL1MMFg/HMVxPCI
go524qC54x66fTMMYvcoMeJ6JWQhwJYsvpe2uv74wUXQ17C1FNimT3X0yBCiZwWd
ddWbF1AiMGuFTEZE5ZHCtnyb0v9RtWGXniPKyQBZm6Y5Zjt4dmZw1TlPtJcckMm
lnpq/jXrg8YELrevkSYA4JxQs+/FQ6F+NY/Nj2j1ULRp69mi0DTbETpp0IneCMH1
4/IZ1XmzykciY2rAtGBSWedJEUf/rdKILb5cQZkjzk1xTQ9nSiNk0sWVA7ktI5EO
rQCGKrqpbh5jlrRheM0wOXCykZKyUGbF2pK053ZA43NpHtM/orXZiWKz2XVPuVV8
8wH9nSjjcQ3nAEt/XaGyScfV9FM6rix5uAe/f0Dyog8J+Q3k+zXBCy4JkDM/bVhF
ErDaRsvCAyat1+gm8grP8cArnAcI4zZ9Ij6PDyXR00BaQM6EDv7fe8a8QxV8AzOE
lEdn1tXphpFC4iqwuRr4aq2YErXGuZijfpw1SnwYnrkgIu+9l6M8lRnGTwSp0Ye
R2H+1/wEn2+1GoQKUVF087NYRoek35VJcKJPRcQu/ZekH00qG6s0/xrH/mI/GS3
+7V95MuhaypFgH0PI7MctVuK4MZHgfHn1eusIgms++OF+kDUS41/C5MxNnhpj28x
Pye/icytOqN7oU4H/H8f0PUyaQfQD4MAiquPFbqS/lfJaN5EJ0w0DurQitw9FXLE
UTwtrpueNIwluZbkd8YjcyjglIlycbnW4kmY+IhFu13k5HiMB/ZymbfkrH4/g9rKV
MfDr2CeS90dLV8xxMR5nKvfkqB57VwfvvF2k6P25GhR95z0Xkx/raywrXsUUbc
mtCJfkm/IMnBdpH8Yvr8Vq1KqFX20cDvkuB7d8mISYmgpmkfJJAeuV7kaL4l0wz
KY7KYvJ8ky40iGTRLjLi0mfipHki2s+LD++zkrhnSTQly3oyr207k/A01gYpyV6X
AVE6dYl1mevF0tloQsF2w6gqrisVSKbAi0JZnQ06jAPSKtdrPBmwCm8kwVo7RP8V
isRLJ2I08S0njz4YsHZGNrprfyUMwOZJ6e3NKlJNQL2lgm0klNtXDMcXSh4JkLo
0tJ4EL+s0wwKiQFJHPkVl7HJa2GG1w8iBMPCX7oQ2cKTA+1yfqkXQ+x0L6a5Hpl
1p0rG77qiN/EdExIks9r9ZXbpc7ufc35LqPNHJeS5zcSko7JVV7cBgUupZ0FEXL9R
SeMHC7XOKJ9rQlK0lkkrrcfs+SkmAdHSunro0RYwCNz9kxkXDLYem/c2UXD2FT5d
USiJ+4CDAZAYsYev68VyCDqesWo5GLbUMvCaXNfk8F5cDmMVbaj3814pcYh3u/pb
pcUMrL2YoV1Msyqecf/HKUaq00MeWPClRkc8DYNXo09aAquJ0bWslDW/w2QxNPyB
6pa2FDGvtBPORf2x2a7nRbI7VBB+shFsaH+G0nj9E0bqUtKctijhciz0wYlnKrUF
n5zXbdTfbyVLN+o96Dvn3x6E8XouZvEwQVRiMYPs9tviPuUpBFGbFDNMfDLNXfFK
MUqE49pwI6pttU+PFDJGdTU2eBe8Ad8kdI38c7ZR+qUVn4aLKju1WC2LYirDukha
eX+xc91ifMEBX9N0s9X400v/qWwv6o2XeqkNfGt3Vm+rrh713a7JoVsnQyWBZGoG
R22wY+U7sXNun9qAluQsRSe/Qw0Igxkq+1VQM6d53xmyvcYveEnzk2wMhU0IwyD9
aTgeVC1EhTHaYdUDhT5DJ91FoMavnLhr/j6/HXZ2JG+F2yz/VRh00wDcEMR5/czk
uURaVVNqXRwjYmxhUtZcZ0CKoTNI7iZD0x0CbD2QH2eGG6STGyc06hnNM1V8cV6

jM66REMXDgPyXo8gEOsZSNFQIiD5NKnzOKSFCC8pk9D5yd2c/23RoXkwzkZrLEsg
BAV7wYKsFZBqfMZgcnbiEUBJQtM7H9THVq//woYaxsIz8IkcWz9oASoqR18+eU3b
dE015fTJhnekGqwwjLvL2kup8zykDFGuQ848RXkabKaV7/BmlIS4MIWbF+Iv4eKI
1CSjqnJF9JvvyiYKhGtFKJNl200fvpMvaKYD2aDpfQHfJ9BNioBdJcGc6gf1xwSt
RuMiqWIXBdwCcssGjCsZ0izq+y07Gkwc9oL4DYh2pyrGnWyEjhyFNLh+xEBjuDsyF
sLvDNQOQ0hdLpAhvLI1CrSoFDdJpJfyNvfkAubORaThaStm4E3R8wEhta3M0b6ehB
/kzISX0BFdl/GF2LWNlsLwaNjUz41HYrH/SyhrFIHhZTjca7hnb0Co4G6U92qbMr
XdYK+44FA5MQbkqtCv6gYJqk239WbyLtuVjU/mvZzuP4+Zp0sW6JpwbngKz5wg8/
mA9r20AAMHdmHB3QbpCEswyMEkVjQBOHemnyg3OCYBCeUy4joEdcU6X2KDCY2JK
n83eqK32fMjQMeV46JLvwV5Dlu+LJ6rImZ+9WHZUzScCptJKIEjjK00vz/XwVZh
NuXacFYEzQURqH/B61XHfePoixAvz4hPvGqB/OnMv7kUbkb7unu3D6oatPj082Hu
u1AGrZUC2ArK41TjPb2YThFPWkj52TDwfUL2Mg02D27TrQc/ZfZKpDJyTaQHMk8J
vnS/Czhi0Epe26vW+RsFBA0ao+Yc1ePDlP26WhiaH6ZsotN9fxFKiaypZRxHvH1u
El0WNGG5ccuftTzoQERbFpeuGf1zH9cJv/z0d9mDBMWlscn5o0jHttB5yORKc82/
6KJmvPEYRAuwiXdvb+8i3gAocKr6fZlyI2n85vAwUTw9j9mNrxQIuAW96kXdt1
X7TuaZq1v5c1lruahj6TWb0F1Yhush9gcLk0x9GcctRVsugIDqDJ3izJATabn7WM
kHheB5PH/fetFfM3+oq/tIZHIYl0lmq5x1pKtY58ep/bI4w+kkBt03YQKbBZB2xc
M2rnEG4sBuMMZ0YEvtStjfdDEp4Ryq3rn78sJ9BveZVukvVLOGQewb6g2+uTd2XT1
HqBcZGYXBwriJ6nFYOGgwi3zNlcl2dtutuZv357foN4ynSICBhJ4y+Kdfi/HaqFD
l8n8oJw/9vYMQtp8MicCvEzvCaMhcmgac5sitk208sqkgYCAevPTRvSc5rKcvPQ
ByPefe74eL4HDgcdM0krKzY3igl5TzpeWfq4Dyr9PuZXqCE7GgdHSven2fMb9MnO
qZI9dxspv7HdEg4cP0m9ctq8cXM+JJQldyRKeSRyZVLLfgoHzuLHFR+PwlgqN/Xc
ABG3Gqa75Wj2Y+iMpa8e/P4NJHNiGp3+1mhM1Y0Hxxh2qEJtUc3/VLEkAjRtgSg
wUJEwBkoNs0YYRDZAmVTTM0T/HSiIPyZuBVmVxhDd+RUcBpfxsinbpvTbGXKROsT
FFet5sTwIkGt4iifHcotAhRibiEe1k3wtX3fNn7QySAwBUaJjmowrPd9uXxR0prF
AIHuQSXUrxZkKfAXA1+v9NQVLJpRavkATovCa41hIgl/gZxTd8RHoTpp84GvrkFg
HQTEjDMPcjxB/FyIsJwpd+56gZi3mS8BU7piwzNoCog5qUxBVJcVVTRnoitDzEd6
Je5FY00AGXfzeWhIoQf08bn34XLK//pukPejTcFSMUldq+eu6x2XrxYm+I/Onrg2
EoTl0zrY6f28fm79U6J58cQRtCpVw7/olfIxxkuth+uzEgWklhNRg/VTcavBQ50WV
30krvWh7T9YUvYt5Z0hQcRem1XizLfn4kAVCUkTBxj7H/YUy4nHPNruWF/Ip9r
ZRs91tpAJ5eBnSkJakbunW2jpi+jQMzmQUZmG7vuDsh7WtUwMD7PKYumF4XPLrj
R5pCz/LeRh0WgWBI7hW5X8Fa8g8AzvfhHP4HhuNpzJsk1B3NuVBP6aiEj6JZSBFI
vrUPAUDwl/sE8fznua6qHfyN17LzMHdmgn6LJz6SaM4uzp314+Gn3WoANVHh6Tdw
hYUSC9i9RQ0+pSRKmjCBT56qwbmFqTUoQZPaV0vh5XJy0ZXfo7yDHVGPzcrevmaP
dtL+NNwgaucSC2FFGom1WF+Df4EsKjioGQL/vOmNN6/P83ZI0udoFpfk7FkJky6N
VxxKKR5kq5mYkFmCCwcuw0kFwGod0LwDM5Z/JFE3Mvk7WKVeoH+YzyrgzUZdY87s
+i6QLJsk1ybbc6b4wDSSweVTDwCrj8qEYwP0UCjPxD95FnxBSULgkZmxd06RzJ69
1XfiTNudc4Cj0WCqCr/o4+jkbKorMe2Rd2335nolacy53mI3zRotUng5JG55WaMu
jllbjhWfzarwNTNu4JHdbz+RfnYpiXVEJxh4IENSEqJKwM+isXEMH90C6LuKFaET
l2qhwzGs4zqRJEQDjSGmaZf5FADIZmujSy63bNoiSgPArmuNPNxjblSeaCc1E8L
CIhCpzLuRuJInk30M6n8QXH/+inZ6ojMeHaM0wCj78meNo2EtAiV7NrKcE0Jckva
HDv1E3o/GpyYsDwt2lzGkFC2bBmn7jGQ05gZys1KbEzy3P8F5ySaCqJWXGg9GPUE
ZS4RhM3mkxwz7t08xqtT6z5RrbmD7svgQFiffApkLLbJ58qu6KwRjbyY/NWZE0oW
+y2ahNG5u1PELpPIFoPH84QXy7WH+ja2CFajMQjflnPDGvDKKzme3CsDsVw9Gq/a
m4/auUaeAQfR4yXNUxNTZAVv5uu+uPV3Iazj1hRYsmbRw8FwDM3jwXfdB4hj7kkz
1KdBPF+f4yheEBoMkh+te57smg6CrzXKxTAFsWo3SRxLJGlxZcm14+93uCNehYv
NfVMKjv3heuMsts2yxK0R1BvppXnnCS98cRAPd3HdMXlByT5YJ4KHvEikFojYsKy
X0yHCbP48yPg2VJbqdlCdy/ZfpILJssT0mUaPEYwCKNiFn025YF0JHbmrCBZyt7K
uy+hjq+yIY/iWdotVnalVFFcIYVniQ3Vf4hdQibzMBB+ceZnKF610DH6/oB8k+je
bl0SM2lFugDrCyQDhhRzLpoUW039wvdsZaFmNPsg700d/3s2pNEpU41eX/goZKxL
Q048xXaHND9puaCC3mLpc23VvwIm8Qj9dsYR0fPPz/uyxHYGd54AiRYddDaazayg
Nhdq5M97ooxJNjeFVfP2oceG0zHryw0QkfTEOLFpWjwhVXIvRQ+Li55u7SqwLWYk

```

IYj/rtjctJxznRkyGDjyurDmXJPHKSjrLQeNox0vvLyyrJRXt0vH2Nkhr1QUp2n4
jU11BOPGLiWECyUu0uKm68+gx96TYh6J9R7IJJYwpXQqp1YjjoowALvHBeHVG+P+s
Gix6RtYHeZJLnmVttYaLQd3cpb/LnAbeY6W/oVvSxq/MenqYSFtj4czLnUFtLHH
TOHgdYM++ima7eXYJnNJKM7bH7tpj/w6igqyn5dDqMGOQY5PuWwYfW8V1894d4Fb
dIeD5Y9uzjOHSngFvHnZjkjKMLrdnHCE1iCwP+f5bc0HzGXarOLTh73u1DQSR9r
MBRwa4gSodbEN/7G9RqyaD7fAPBhveu6NxDjKU12NPK1Bm2yEUUWi00gi fKXQg2R
zQqNeJGF0etmR+X9FrU2nstN/1Firzx+x9q8sh/Qz/y1GZnt1h8owpQL1hmuAiGV
mFLUhtEv90W+9I5u25kKtYXor3iEJNVbbqMbLY/5vjo0432YiqGjBkAzD0XNL3Hr
4blr0vtvAa4PJoDvCPxe6UPxTVu5G/+xTwBpWISFoSBvZlaXwfFcq/EToFoI9VPq
VRaXNhBZ2wDEyLY3TDxAYcrs2wtL7xvObqB06024I6wb2jka+teCpQWPIsa+TVzm
h37000YySqSEv94egoZrU5Lw/XGnSRz6NbekabKEiL0N09Gejvb5vkaeLs7gaZG
0Yj8LF3V9k5bMdG+kk13x3swalQj6RbI1TRjjZ9MRZ6KMSKp4Rtd8ajN2okri0W
Jg2rSk3TUnBZKtlhjsPKm7N/zbUV0Y+JHZLz5g5FfHSO+Q7eQr9FvFX01sFW8y4n
pEK82oL0iewleuNJZTBy7E1xywSG1IDGcURL0Gug1SS2Mvfvhs/iJwZKLVQN1d2i
xozU+cpXJ+beXqXhZ1/vmltg8SKmRqJoJaNSEzW/WwotNs+4owoUmRycodwJTsOt
EMK8fHrMaWCiCa0eAEzFXsxfIL5jfNY1N0oe+ja+2nrjHmRp3ftGkl09I99QXeEp
iVhgtjGtG1TAAFaJqbDWRdmhwwDGLqa124xZyKo4PuBwfhhDExgVdwkpdGfHMR6U
VOgzxLwVOIvuygKcItDHHgrsNW74Jvvv0xwTW/q3Kq1/m+zUMYDUVjcmJIW0qVuc
ETd510ggngs81UEEsV/7cnZKIjnx5fv3MGff2hRYurdzsVyM5HLFbdiZMGoKZ4GR
bsWw7xCK/Z0FNgeEH3bx/P7Gbn5Iz+bK6altkf4i3RscrGEbohJgVuZ0okth0C7gm
1f+wYPy2R+vDatzRD2lgL4ISDLjSm2Jnu07rh7PRqEZ/QffZHioPur907ZPq/YnV
4vQWY0VD2ommGLZoKsdYawYur3pmeoNLX3fvBLsCR2IN4exiwiA153x4N+3GyIt9
ZusenOP/cdQJJRGvntIDLJYSZ63yXdF69Gayl2VKWx1oCdj7xYcVElg672/mOQwe
IzGpv9khHTvsJnQ7dSS/t/9NCz6C9iMY0eiNnbjiAaRsi2dQln26wyqtDSK2kLW2
SB85HVLAIc05ooF5MCdcyFXZet45/2TXkyEWUIm5mAtJeIiXpuTMixtmjidyusNK
DPVvQGoI2WYc4XwXEJm4w/Shqg+g6ExMzBU6Rw3x/7Un3bmhV02gwiDtii1UKSr
NCXY9HuStVfpydHKEEpa95NTSXiyHZqh8fUX5LXFAsviXBI1C2IaifvAvCweBCQ
TmMV/DIFYuLz9p7N4xqK01Gi/KUEv4pL33gB8EE=
-----END CERTIFICATE REQUEST-----

```

Sample public key to test the SPHINCS+-SHA2-128s-simple post-quantum algorithm

Use the following public key to test the SPHINCS+-SHA2-128s-simple post-quantum algorithm.

sp128spub.pem

```

-----BEGIN PUBLIC KEY-----
MC0wCAYGK84PBgQQAyEAwjHSoqo63jA72arEqHu60gap6yp7sa/d20DvIIHmZug=
-----END PUBLIC KEY-----

```

Sample private key to test the SPHINCS+-SHA2-128s-simple post-quantum algorithm

Use the following private key to test the SPHINCS+-SHA2-128s-simple post-quantum algorithm.

sp128spriv.pem

```

-----BEGIN PRIVATE KEY-----

```

```
MG8CAQAwCAYGK84PBgQQBGAaYwScEF5RwmautTQ3MxjW++ezabe7LXPVsHaCdWY
hsIx0qKq0t4w09mqxKh7utIGesqe7Gv3djg7yCB5mbowjHSoqo63jA72arEqHu6
0gap6yp7sa/d20DvIIHmZug=
-----END PRIVATE KEY-----
```

SLH-DSA-SHA2-192f-ipd (1.3.9999.6.5.10)

Use the following CSR and keys to test the SPHINCS+-SHA2-192f-simple post-quantum algorithm with the 1.3.9999.6.5.10 object identifier (OID).

- [Sample CSR to test the SPHINCS+-SHA2-192f-simple post-quantum algorithm](#)
- [Sample public key to test the SPHINCS+-SHA2-192f-simple post-quantum algorithm](#)
- [Sample private key to test the SPHINCS+-SHA2-192f-simple post-quantum algorithm](#)

Sample CSR to test the SPHINCS+-SHA2-192f-simple post-quantum algorithm

Use the following CSR to test the SPHINCS+-SHA2-192f-simple post-quantum algorithm.

sp192fcsr.pem

```
-----BEGIN CERTIFICATE REQUEST-----
MIKL6jCBhgIBADBCMQswCQYDVQQGEwJDQTEQMA4GA1UECzMHRW50cnVzdDEhMB8G
A1UEAxMYU3BoaW5jczE5MmZzaW1wbGVFbmc2VyMD0wCAYGK84PBgUKAzEAKYNA
Q2b5QPWswVvjEdJ1EaL+i6gYwod9qWSrIIPwn/bCjGyLq6T2Aqwm+AFt+UtAMAoG
Biv0DwYFCgUAA4KLUQDB+DmiQkTCq6LADYht4Rat7A0fzMynJXT//IofUFj6Z6U
HqsKMRf27+Ujo/mXjCtg5HC0vRnc2mkCs07y7Dnzhx+agpR+Do5213FtQki3mhr
CZ0IzdjhjJPAPDDFLF9aNi0GIBFBULNjpkizvixJQBdBgJ6a89DoxkcFL+ZJg1V
W86Ftwx7vM2fYI2j18xJzdR8DsllUuy/a9F9J7XCs0GcLVWvQ/bxcGoIWucGbJ4R
Fntm1SHjmDvTk+HjJx0iv1pMzb1pVLR+Um5IN3UJWWY8a4kFdhU87FMgFcb9c+E
79n+8A/ISLGCStA3i0mTJFpXZepvcLpuJQ5RKg9N9xvsPNc+gaQljVoSYG5w035h
Vlk+QZC62YfThDpyLLjmrLi3L/jDkt1Q+dBLFvNJTnyMMGS7EU3jLYBhHK0lwt76
eh5iGhlcMqdqTLCyfv4YX3dbqb0iNaEsiu7Z/NMn1Tu3X7Jszlg5SchIo7+HWP9
8wPRRZmBgFwT0cP5eMk6fqQhllwqCezDsyYHvYHZ1Cmx9TSzXK69CwhUrZcJgU8
Tfi806X7vLkmUeLq93tAR+p45ZW0uUn69LMo5IC9GIaIfBRDP3kgQXiUjjusTtZO
YKKCvUJhoEBYHsRXUZx0aRZ28BAq9fZpk0RiF2k25Zwb3i07U6yPEVN5APJs8QG
qXwPjMAVbOWGmkEa++7pwzHgP8xZwXRyj0p0YTL6Qa47P9HF4MOED7zko1A/Iuas
PYzgB01PF/vJbwEJ+wZn7QXTzPo38sA3tLZtmrzASmiY1kis/APzavsoE8Da02a
RSNIDsXQhYs26BLI2ViEK+pzl/NmmlY38kYgCqX2JwgMmo1e/BLgkMptkwv+SzWE
Vd0KjgezE0rPKHTRhvYzFuXYB+oR9Pb11CtZ1ldjikoUs4iGj0MQ/wLA/6/45dq
x2pzLeK30BgcpvyzokABSFk6HLDU3eutwSwnFib3aRvQrUMZB5/Urgwkh0AJ+eau
a7i8HtQQz63lmuco/pBgLQg0UYiQocXaEsZJjiq5bHhLHLmiqB8YLJDLml7icit4
10Knf4W8n35Rz7C3JW2Tir0utrN50FmFElfIgvMhCeCpABZdkcmrRr3LCm7bZFYv
1iKlXMIxKqyWibgu8q81qH6oYV3mTzXzZcD1i/DPxLGbbPdH4o7afstDDsxiyQci
SmkfemAAKnGqdx49/tA5jjKHXHWkjAm20GoT5kw+RN2TrpLWdpjaWkxzn/WBss4+
fsa8GopITnf3Tq7HGZEY7Qda0FNoQ8+WgYw913Wh/DdijS10oUQ2tT0pXFUjLJre
IC25kmRR+6Ix7hK3KUf56q8F20ZP6wzbp8dtVdUnir200+BZLVNL6fdqQs1c2oA
/gUjGiMh/wtgPBFzFnkGUEv1ViBtYdiic9Mr8gmWLDrXQQPATAUEY0duDVb27Xsy
DroL6fXRmZ7rySbrTuINTB8BgE3/MhRDE/tCZeib7aNFhqT7ka6B7gHPWP0gFemF
AAey7u0l1REp21gRYzWU4VaCFYNIkxxzgw5HxLIzFDM3rw36j1hGaU6UtKNZsEJ
```

GATmeHtGFw5MdnMm6yq0TUU/tEFC7Fceq60+WLh+9AkfM78FY3FzS/GeLgqvXWHF
J79Y7swCeKRKENNE9I03KvaZINj3RQEdaemPpbNQLD4H/bf8AWK0xobQ409fwGnx
PxdBKGWNmyy2GigULzjrDJh+98DhIgsJepw3B8jfGoO/MHjvZ4sFIs/rkQ9rthKn
A4dhDrAh29hc0eWi2wtyumyhEXTHJCxzZcYDVtdGL2HhhIsE/zDSkK1+tNqLMqKn
u8wWqsWtaBsFMTj8NuyiNetUKDrOW5+Ac09ADPRdbQU/tMiu91TMwUJhMuH1ViFH
+T49gLx8ai+m/s7o9Dkprfqyb3ofVwhxU1qSKHmwvzb3LDW0Ajr+f9J1JttfAj4sm
g1UuV/jRPQtvkHP/gwup9mqV4g5WdBy0EEyzKkUTKwtV6K68NZeQ/VkQV+AThnZ7
pMYgyH6bpDYySFAEVSmhOr+5YLv0sVS5xrkLXFPkrBhTgxj0rF3bzWak0W/sKy8v
rgHk2fqZehd81E8EoE1W9k3bVTRPmt4VYDCtLU0IW9Xv4/6TmXkcJmh60wX/8SwS
D2AWnzJmAQah9dacPr1VxUCCZWVcnpEnEV9c/oIHd7rXJdi8NIVzV56QToEpxB
TWNtw50eGTDQJd4IHpd0f/hHXqd044z5L71plcXhTL/QZ96t3abPq1vfyQyxFRzu
hVTZtekPelFRdGd6Tq9t5qLLuKYvNCU9kYm0Acw9Uqs90j18YRLU06m4zvYmBOWt
RIJvB3Xh0F6nGAXw12PIoo1/6RVxZO/0Nfb1P/+qpPIY5Xf8RDVkmMhkrLRssqj
mnyar0ueFyGmgp9F2tsaw5skrp5T3LN7k/vHyXAXg8LEzIv60/BIXyy7zVdH4jgh
bFdFQHjZx/x005MF1J52ZYMWUmedK6Ay1j3pYOE939T9r5YC3L5fjR7fcTz0vUw4
SCNAyj+iIBTzJAjzFZQ9+ejUF1ae8RU8/qvdnGTPK5J7hoP0AwxPacuw+TZZnpc
BgkmixitS9yicPvcKsd+oLdD+8asa6RdKj1sD5cICfAFswXYHFLp3ecLz5vLRaL5
VRhoqXl65RHVn5jUhgIwQdoN9gUARU09awL3rXGGBz+dAl5GkPIa+fNn5E0/q1qG
St6g5iXkqHwcvjNtNrLWPbnKlu+22NM/YRfDb3b/ALuafRiz+fiFSIYjpl1BRrgM
3wH3jZjVOM49Zz+Vp4b4SuPzexWubTLGGEfhfmpOMuXZigb6M6F8Bp8XpgrLQ4Ym
/bK30sJ0ktDxB9LpX+pw8iy4WuH7irXRsmnGMwK9LspF1GXB++G1flloVnwuqDz
m00QYNIyxMuFwGb0a4df12Xyq8zFf/k6NWpyJFM3tN/e7EVlhx/LP825Ninf0qu6
J45PFT3NexIIU2tLmIkjhVeStWlGacwDSknjqfGPLueSfvoy4iM+tLDQgNeDRXNQ
6EsXEYnM08ZC2hoL3QZvFGwNt6XLzy8HEry0mKozz+MEz/cqcQtsV266TDBz5Nn1
Y0dX0I1Ez/+J0eshzmZ3o9UuDaYeZiieeoX9nDUYhnfmIN4a6aG0FuJQ0mDviQj0
bXJBLriLuz9QCZING/by9QM5Bjsnecty2Y9AJlqbZaIxrDE4IsiEnCKv4knwR/7h
t1AGsvu0cUbxW2hzp+7tLa8oZkRuuYPpysGLLW7e1qpVLPsLi4V8PVEZmpv8okH
AMc68SsktuWmMw2grLmYorREGCYgMptL0GaZaQCuQaxsxTKLheXVJTFUVDkjXG/K
iIHoeV0d0KMCbQ9Exk7/ACnzjGHoZG6a7c6tdlkfMzu8lvS/DvvgRV5jwfsICvvC
yjoo5ohtrLQU3BCXQ0rs50B8tLnY9u/fl3tCZF4DdLCL9HSUavUT5PXbJVpKeSK
nMShwQYrCLYL8B9gT4PX5YbgNjNF7/whvh0ifCAKuAVWCxB8PAYHnSZ+BcJEMnt
r5My0bUoYYkg2jv9ng4AH9l1k+G7ev/kxkbhU8cD4lg8VCwCVP0s6c4X6C+3oMr1
zEK4K6rnj+f72L5XrxP7Hm3zV4JhjirHiViscdGhgCZbQBHiUm8jP4Y0Xr8h034t
CPmskecXfZ0hb+mVgdnjRMBpjGLkVyx+LX6tNEOgpuHHhyidrMj+pONEe2BJJu76
i1licUGbrsQWKTGTuk7AgidkocE0mQ5fqGPjRc9cu/W2S1B3nu9rmnfr8M44UimV
FhMNTJQVvt/BAh61LDAGpsI0yhArTZRH8G8PFSPHbW4rjFcX6/6y+S1U7xeiptgr
iquiVZlzuWvzmDsuPFSWR0vXf+w71Xn2C4ZCY8PBI+gU1+7N0R/I2niUxmW7lnbu
uPTHK4F0lfPBqGPy0dDKNAsXvv0Ua0MNobtvWyZccugzSE1sHYJyN4hNPvMCnbTB
A36+0yrWc02ZEpcLY33hX9kQ8n7HFIA92B3I1aquw9q8q02/8XLR2SGqtyDiWTQL
Vzzp2F6G41cOLHmV1S5W9/zVjif6rmUCzQ+u80Y8EQ1QgMF2k2U0FCNVFTLaDKpd
BeCWzVtR7PtAlzHoSEqmuP6CYRcbaWEt6UT6Pf4TzPVDvyAbbFJV1THU6MLb+jUX
rxkRLdsCN5RMAixSkEiHTpbKf0q5L70W+djmuPrhd+JodL2p2m2fkiFjq7RCXq5G
Ij/jlF1fw72mvBSZubrm+KJjKc8H6eFw1v0698Uzx7T3G2eVGfRdhvc/9Utf5k1R
+YBhjYEWj3IhLAQI62J6Eu4jBo3RIA3bsfd3yPsvL3ieigqh88XXAREBN1Kqp0L
UcHNY9muAJ1CdMlRblpk9LmuZGZsKw5FwxroID9v/fBR0cQyfiQcN6Bk+KqmTxKf
V+nQIFafpu/cXP/h3gZQLQxWEp2F80BqQgfpLQpm6VzY/dLAEEet/M3iZzKBnunx
d4WN02Y+onGa6urdnoDHkdpQBzwdCC4G6NTNswjT/JTlPtmXh2WmFjSRmm6vS2t
y65BF9W5glHPiFSc3qXoQL8q11ZNbdoUHKoRYTGu2hGnZj1WPa4bUEc1Ny00KkK1
WtVW6yBICuHGjQHIXzhMvTiaETpcdez9fg0Zrw/2zvIzFm+dLEv9DrRs02bl1DJ
u6swzVJ1e6a72/qSaut2ialowZ6I1sBFOXIo4Thvzek/zoopIqvAmelAt5Fel7hi
k0txvGsXr/EfsOMRbaxjEL/9bQuhvXWMBNhKqlf1wm/ozEZ8wHiimL1wyI358Nd0
GNNnJsaLMUXbzJr8C0Snno5Elbykt2HrjawAtJlMlky0ZtmzmOTBCeqpS9xv3N3A

LuwW8Vq2wtwo1yFSu91fD90cOVIS19gGgZxvhmGML5KcNrsiWwnVBF20UHNcMR4c
WrJYUmr526VyDi0hcB0ee11r3qW2Qbb/QP9Ph1gJGecSA8QYCVHE41K/pYZif3xi
N/mKJ6CLgRK0i5aJZj0Xc8r3af+EgpnYZIECPHIxCOK/3At2XRJDPXoiwCzwD0vW
E+68Y/oMq2rD8RaZqSvyeHuHJLKiHLDfzTNeMq0T0YECYRfP0VkuHliZrpJKuTMQ
GXiro6Z/nvYuxtZP3yTmEn1sohdvFAdVYBhp219fY6YWmK9GpQhusc022oMJYUyB
KhIqU6dV0G9ws+ibv+uPZNM2BEkK/A29wUc1ZKJhX0SCs5sX0tN6rITpA9jbGz
MRRJNfLzypbwBtT0tgSNG02MLiR513ihHa5JgBos+hVY2kZv2zKxIhLqHAGVj89
sw/FpkdhF5TXKuCnEjRo/v6FEGjBiZgWr2A46tTLZPJQ4V0E+sN+2qNDpWJgeBKz
Q8k8ZGP0I145L2lmS3s8wAlsei2f+NLSnc0DcJ+LjMGvy0Gc+ohLIBgsmhIn0w92
tsn6BPIpYB1183RqPz8fkg8y4s9Cd0Kmzj5WQnefZrv++grBtbBe0w45MxoYDiNl
jttj0X6A0tjK0W0e5pfz0qpvzyj5oQjw1xXQRt8hF8JtGaP2Q8BoiHQEJilHo/3
PlqGJrlz4Wts4pfWN13Y7d9pd6i67gWMRRnD61+wrJixs/TxpxuPxmNLn8g3zKHU
7axcPEqX0b0oNd4pj/LahtX8RfppWqB7whuuhFTYgd7sw+mpXnZh0BjpdqQJEt5x
31XPeHY60vc+HemF+Ad+8ytDCu69EABktV0T9yZUcqeCUec39mqmLJDnd6FLlx7J
h3Z7TkhSnu/DJHUW+Wobkz0vm/nqTohuZZgHYC2Wgm81PzldS1POajuN4fBHjHzf
T8EmoxKP8DckXbC4ayDacY8zVr34IwvsQ90Da0NsFoydUBc0pt/Rv/orFHmvBDWP
3IvPS1ECtWQKrWwOf/G2Pw0imBdPuHfmbXHY8C5KVgv3FfUDtuHkXQl16o+10JB
WqRDCCfLKIy6WzcfEMWQITCPJmhkVcRCdyHdiHyk9JP7aLYGXQPvW4SKhMF2V7aM
tMLHU18yuZVAD9Ke3xZCmyfUL0LGPBBQEqDTw8RxxGerh0o+0kIX1nUIFGMvWcoFR
PTrJfywgpKvDon7nwUfs8/i7Iya3ywVytjC0gE/+dpKEde735C7E8sKPhj03/QnL
l3iDdenB1j4QRhp2s81hnAVBuFu3RwbTghvrBHIHaYCdqNC9b3NRVrCEmINK0lco
X0brQTrxl9oBnu6fLszAUyrtXJNviG008QZfdvoHQMUyHR487SXnuJNzQwX2DVix
r7DF9ukhZnThdRLqOueXVHAPH3cr5JLUKfcKx2mgDzZydz1SKN63nZnTANX+ICLh
lgUAjabogtvxo17JG9N4tYUg3ryJsglL8b9kBJzBE9xj0HCRQ8JHIUGvPFLSBGsp
NjWsA79G0V14csHhb+N42jUXdD3SQftJjg7Uaz0qLDRtna/YDYN0aAyn0KVsg0I
Cq8c1zEwu3unwpp9MwBSGu6tp/8zbpTLv2d2+ltNjHL2UbpFxbqgpGSd4s3r+5n
bawKAIq0FXmK2fyG5SaG7CvZgahC+IHFMIJHGxG735v/69AaSBExXV8TLYlodOg
E7dPbC8NVmDTsnpeQmVvQubGf7GLPAm1Wz6JWBtp7AQ0foYqGiGt435850ykMvJ
lav0CwxLd0MdFGME1yXD6+xL15rhQHPNKafuY16Zye30GJBUofioLP5Eeq5HPyVz
7YMi1y/Bqz7XX5hQchhwHoS8g6z09ADsmfbdCCHu+/CxCzxzTITtkVXbt/foiJb6
/MaiTo5mMeLbKNzi4JaPJCf0VWhoQu2uCFBSP/l7KnaFJB8U00kxsKn6LWXLXjs8
IImA8rNbrP308HeKsSd1QZlL2vZ9EJL0C4EZtuRYtYdVH8oPmnN94KhoXhDk3WJf
6YIY9z115f2fZMnNwlm/zpvtPQztkisezPodZgYV8S8awIfvFDwQsbVNJOV+7EsD
/1JJIWaF4hnNrS2o0wvuaUjB3GwrCz7072eMvyLTQHw3M92pUxJy5svBH8ld45zam
SKALXy2fS0hobuKGPbKgiLlWB3myb00GDACv9gXROZRK2cEIMbPlcIGC9vBncIWr
b2yziI5K9mCfnLJBOyDG6i0ShX9IP+MH6xWCVIbsu7U5aK6AYR07o4NxxWJmsqII
HPzdkdNlOwFaG0d14XY6ubgSj6rYc2jC00gDy/rW4aX5pRQxX2hg18LLs854oY/k
Y8TNzAvglMK4PgNpCwFo9bk+06xbymCQ+u2G29/qMIP3bhmdb8S081v2ApTeA4oL
S2M19j0JXarqIGoddfu6iHw+3dMmQESjn+inwqr5zaM98jwCAAR8uHXPitIw1tZU
hPYVo1fIPN4kCvwxZe89yZF6Qs77VcsWBHHPW3tpEqm2daZvnDJD4qn+uKDUBplr
0pD3FPVTApNH2Mdbtx7jRAAK8WQy4f4spZYokSKYdjZtxozSrv/scunTI5WEttSt
04Nqe9by8u+00y4BwlkakvFuDqU7GGlx+viVB5PKLod5UciA0WqFiBJAVM2Mc4fd
G18cZFhmXTqMzdyioVN81riBmb9d/lP5L3bTrGpsT/4Ew12IXQL8epaHy8v0XPdw
GRyOge/+JbB8Tqzr0YPHn6hKLS2UDkUO/3QAgUczAECdLpWi7otezAxXWA4J1cTV
8J/orzieEW+ipHdUuA7M40gtY8F30oPXMMcuizDwcZam4mNbrWCYhEV0JEWi5CDy
UGMb7hEXu6Pi9dy/31AzNKfjSjUqTBFgprbTBTL/V85GCEKpAFcz72gVElraW6Zf
qgp3B4pQhMfcmciJZiKzdL0oDWSYNBMQNs4xWSRa3/7eQo2qa45zLLwCedPXHI8o
JkNPQG2DJk0N5vuxrAfS9fkdT5F4WFoJsIuvXuSnLuqS4YBISk1tmovBxogoGUO
+dEoqNrJDxpuzjCFQnp0LZ5KudAg4nGH40FA56tLOU6RYcXrBcr5ncVI64Gcvgg/
+vint+nbuGoCAEQYWPBcn4HV1oYNYogbII4vbo9y7mu4gaGCsUNj5kn/9n8X31gH
ANb+dweGreQmkExqma0Hrahpw5T0N1M9KMDa70+DH+NlGoepEuph1JWga327Q1mt
M1bF+YIX5K8LdvJMBGS80MJRsXTw14Dqr/2EvF8f6RX3UiLoq2vDjFjdtu0jg37D

WC6YA0oUVqpLlKlOprVRS093CLPcS1fZ8dlHEgS3zLyR0T74voIh+ZywksFnRjgx
h7wX+Dezs0v3PuK2++UKZafazuNELZQZijlsJo2LC4wbq9TCbZ2nk2E4lc7d65l+
5qkCeKLHnFSsBNMw2XRwmoCDS0uf0YgA3kMbiwwGr++G7MoCWu7nD8FS0JKwiKUR
NEly/GRYkX0h/5zQCNpLOJYUWgVhNjiOM7AkcdAw08r3Vc0SEEE1jMIjLFSrDxUV
OoscbGdDKV3B4KvyAXhbyZ5NTj0UYfc9pmTk7sImhHgTRQJIavpPjZanoW5e7kDH
y0XYfwLVenWl4pbxs3BkfPilds01SxLiXEAB0zIGJuHXyHrR/M6ILA3hqgHLKh
+Eqk0fPPUJew3gqPiNJBgG543eEDY9bDbDvRsvOUqzxB5vfv60DCdzV3sP7gRrq
T43xsZJURWtu5CC1B8rty0KSGnZCYZ+j9tTftr9Faz7Zm8+Qc3oWpFGHh91y6kbP
LFkMGjoBamRSVsFg/3v10BhT0MTHttv9SYUwpZUvHPJn0uoUD6Sn69vC5ZutPThN
gMATfh9Gvw/BFPndYthuj0365CxGAWMIJBPH2Na1LZnG0LY6WwO9K/qMOK/+Oa3
2MJ7ZgydWg07AFZAe+pVghVy5g/u5UefuyD491XggueyjD9EyDCExsKbaJDPjJ2m
d2iz/rnMaFE6Cf0MmaAdGItvgSpz6bnvnb5PL08287wtAGubqSIChTyFV3XYoUwD
UypLw+0G1qBDG9QEebhCAzerKtGRxDWLV45xS+CGuodmb9MsSEIClvbW529UaLE7
CdUoIBv2uLPeQfCzSejMo81V6ed+QluY9BIQQORB/UvywNPWtg36TWHsqxMBTFX
ig/4Gs7QxYgtHFez1E6sNWu3UJ607Qde6BUTAyFkhaucXEzPUDnZ0pbBnJcy/C60
S1jjE/efCNJCieeRB4FbXGB9pzk3mQezANxgBz2ZRpjgiCoqsxM7KuR5mPBzFm+d
y+/GQUiLFKIS5Y3MqOD1uEEXzMbXpvWQ90ySrNZ7ufoniqybPX1hNhqsh08DcSTU
x6IvNopaPgTQgohKx8lJE1RQ3lEwWU/Bzhg0TsXKd9n9Bj9JHotLDVThJRi7h1MG
oQNFv1hkwRNWBeU3tuACSx730XFbvWG2tapLXzTsFcxFO4l0J0R389XMD0diuW/R
l2QZlh4YjxCv6HuCjDwQnHuGHHuslBuOm/yZqIbBuutA9RH30J89Yff+To3D2GzG
lVPBnd0jUb9h0KlJ21asJwxzE2oqlkeB3xrmVs4oeTZHu6fdVw1ApoPzQAFW3i+z
6VEEtDh4jsu+X0xuM7xODuQb/SfP8zFvEKZ+d00vV7Rs2w3prl1sc1TeBmR0t0Hv
l0AIa2CtFh+qVPfZ+W3xHiTZ31EaZGvsHtthY4cxSYRpJyYU7/808WV+gH1w35tz
pA0DSipGZKwiW5euN6H8CQRdpg1XZrVdFJ/wvGP8c2t/20lzZJW08VHGrrerV9Sm
okGt8D80WB0LDV0Bx13W7LoH9ygINwFTIjP+IfaCX01ySglN6AMzxITPG9jxCNn5
Y669YGa5lgc/AQmX7oEqzjPDzk1aVvB8Yp0qlh11iEk94Pntc3rrD4v8sZqko8aB
+icz7n+1rCv756vnw4ipdJNsKm1LiIigT6/n7ayXh8M4y3bV9JdUXKA4Wj8yhUqZ
pJKbPzXSE/2lk/mDb/eg522L9hsMe+faC0478N0dAb102uRC56A+wN/HXQNF9QYf
wp+3jydKZEFsBUg0pExXGK8fmEzypWIsXB1vMuLTLG/1buoLn4AWm+80th0GiwHq
SBD0DLbquP3iCwxWh77sARw9r58yeeuK1DRk6Fk683rSIK8nCZAakfYzYNmoaPe
qMFU+0pMHfAMwGjQTRHsReivaszqZbBLK1LqV6AqQRMQYm2LloMhRxrTfa0iMtHS
b6pQqGrqqrD33f5D/flTB+vCjcmweeX7aQ4xQRGaEwbTDM4G9krzZ4gnbTEJ7A7
49nRCx3Tg5BRLN0FUogppG6IkgTcQuq5HC/IkR0ANW8pXPb0V1Ls/x2dUMZa/oS9
lpHI2ktJRBo8yqNR/2xDYHXhXgcoXL4b9xx7M87tsJya4zh84rmFh36/FqJUbt3W
IQYeI+RWMvrHye14URNrZ+prSxStBqek33yQ1Z78jNGsa/AEwe8SF03/xrwRNAZ
Tdf8djYIMkuXL3RVl0Ufuo8wrqoQTN7Q5j0non/PxnpimaTALKw2SONeNPwauqY+
7xiFk53J/00f8/VEuExqFYZkgj6qoankyOvUkhEdwWLDNj9H9rtYULkrhv11w3t9
SJjImkDxcI+A9u6Y0nARLXB24tHNEx7tflWElfwwJ6bn6Nlx2ZJdu0QxzzKkMxvi
GC9zHN6CAPLmzJmIaC0iBVDT6m00qoFzGhNB1jccspN9fJpKbj9Xd5tCqy3Ao1zKH
pUnp+sc0fb4cQ0cLurJOCdj1EhLew10+Pv403yWq8rwiFatImzqff5Jty95BdgVu
FYc3gtL3T0HHt5IaUhb4d7LILjx85x/Zk7ccakpDTZ00m7ldcv3ZLYCAPjq9yCNC
C4mEmfF0UYk4z5b2od0/sn6+DWU15bCm90PsqNsJ8Xnai0EiUk1uwPI73If5Esm
YFw0R5BtX1ReVZ8ZKmhIatV6qLw7rb254u9RALxyG9wFeg706SvWFzwp3SI1lwbT
sHU2jk4GEo8leXC9WXCfNdZA04AFhXhqK003df6dgnAgUppj+y1a64aIxMc6jfWz
u68AECLyneyEHY3QMT3Z1MPqYr+bzepLNCGLLYvK6cznDQN74xSC2x+pybKbgOr0
SVoz6T8q4bkVNHRy6+Dq0D7kopcB4CfwwsG6iwEaRkV9h02qtRpnmieDHtte8TW
HIb/0DI2nX5498FBHrPJs+cxPPc6diliZE9FdNoMkBoaIuS++PNN2g6t9pUk7jJK
pw+y8CbrQfkGcF9Naa/aEsyZ9Z04rOmJEQjchncVn1rcUW2DFFN4WY2xtW1y5Sc9
5S+lE72gpIw+5Z++hMRGG0rgBhAJenQSTbVgdm3hFaazg1W0HwmkCs/xj3020fsV
cS6WHRHQADgR1GvQr5GXD4p/XCvVQpMrgcLJIqcpbH31M9bcncX3NRW0WqyUEZP9
tGuW7cuqXVUm5NmJMKYX3tSEsATbzRpJmJuQhP61igUMFBwREIRGhGz0tvWQz1kp
vEbBIYJUGF2Zo2oF+LEXjqLsnSDC804LLRIqG5Bh0MHm02sz5qpI2MEAju4r5d8P

lMrfkbbl28gFf6XyLE+Lcfff80jxJyi1PYTthYfiOU73X15R7asRMBuT4fPtV3QK
69lgwIsh2hMw06SCZ9kAD1lMZXMufCDSWsdj/D2CIsWYLWoncLihmCupKGvPFeC/
Gt9NCGjaMmYMEwXiH2L97ymi7BdInMalwo1Wca4DZpmw+pQxRT5vqFpQI2GkyoV3
3oPCAJWZpDj7LWvkXlcoRqo205h/EXa1NGZ755RTjeDcqX3RFPpPTOUXkdSeWn4t
tmGIOZy383m+rVvkSStuoP81vFHh3k1bfMxHyTi39iAwkJIEkMq40W3mPVIS42K6
TKDw7kRcorGi94J7ZpF9knIrNcTAwqZcYxmUAOpVZxs3H6KIOtW0H5XGL6DR9CwD
P3RvQmh6rH/CVZlbottqbaMalgB/UVuvMM7xnySxyG/l/IR0Kzmi3sEOm/166NN9
t8048LTV4LyRmnQGENuF4PP4pGABF6WXRChEY4I17UYNMdhkItm4SGk5u66gmi6V
xvGsRFopr/M9vdjNwWw9XAsY6zZpN/m29nIDzNJPmqB9ZjZSQC4xaB2kp5K2oI0
AwaPHsI93FP5FD1ISMtsitX8THCq13BfyiyXm1Z0b9uCOh9DqJf2gCSR3IRJu5OS
WLBWY2omkeTxo7G+9K6CsDmHBmVyBwQbTveFMrirSve1nkjr2P+CUev9Ako0c5Bc
iE7CgSYxevhJDlTz+RpCZJEYnGIIgZsLYe02LREFxv+M9AZpxdHHTxEj94VlPjRL
wL3ovo9rE2eSwio7hcNTAVLsD0pocPqaQ5BNiDNHZZ9Bd5e7a4EjZUGDKagJ1+2C
KAktp7qWdJA8xK0AFDvJ3DqUCtOk5qk3A4QRSHWZpfb0fxEDRTEczvHV/H489p
SgoYAOoLI10z9rgQ+BO+H0ejhD+LdzIo0lVyHQ+yeHkNBhp+4KqDOTdKf0kNJKCK
Xho13TiidL0ga9Nc/y4No1bXpc0oma60dsjBn+gKF9wmLQqv8XYiV5hofubU7Ld1
D9/xKQK2RCdNl+lFppXTioE3P4WW1+fjnVLvXWkGhWfWLE2AflK5X60x4/VW5FGs
8TU+GGQYjnwBlyu4hB3P0z94fcSPIfAtHAA5eb2GTlch5t1HTyEKeZD866lquzSF
09A6gFaK354gdf0nHURujtmSkFLidmZkqHeiB13Tt4zAo0baxIVy4f3Wsrky3WW/
L0Dp83rNqdZ3n0EeX1ZgeUJgJAo9IF5ndnKdJMrFUW4znze7Xucm1jN5CSldAkfl
hvMjhExhd2H8w+0bF32A/yM3cybZ+u7bF0IPJSeNIBz3dawci40bBw2DgcVw92KW
Mpz6Kkp/HPMXcbL9VEChydpX5hgKp1xL2gtf0aUDX+RXyYkGUWUC5rcy7yKei90
nCBjvc1VrxFef+pUnrh9WV6ebACTLmyq+lvCXg4JCRtnLDV5c2FAA4M0KLjTNnZ2
4AQvhjC2453y4Em6KDZQkr6NkZztMtckJoDkW5jkZralArtocuTXpejbsdsyyUeL
aTvPKYyID0+eMGXmVNFfTPsyiRqkyXd0hiYWLh5IvplCkfeJqW2vUnBZc7r/3NkV
L0cmrXo9/JvhG66/MSX/8PLsIZpP1Wl2q8B2ZISAJEL8P/rUqCwOwyDB24YopJJI
hAh02TsgHSF3yhVZMVGHl8W64ykrjaeScJaQD0TENZ8ppXWa7rP9gKqtp1dqPY5k
5uLFC4pLmPXdVmV06cQe6ZVUaEval/sLFX/QQH9aAVNJ+1c4eEXNzaWaha8daPwrB
12NRXwqBHSY6zCMC9ZN4IFlaQwJEVOV92prE42ZBen5jn1ftay1ttxeMMql/zUl
hSpUUQQDl3FWP1Xp+rWLozXTMNg1qjVx4S+3o/PpsqxIAvhkly4ls/Ah1uDJA62n
/HrJFPd0ELFBH1VWRGeU7StSpCfQ/ypxeopqaB+7VzeNULtNuxtSSl6QyyXIErAt
DsB20+6YRhsQtMfnjhoYdbPspaILiAhlGXU43T+OkLYQIZxacIqZohvGDDGM1H37
MlxC+AI3EzqWmSpnTN/h2ED5zSVE2XbF3HRKH1A3N6hKp8//wX6fNBlllZgtoKVi
TFplKAZgdLbE6SZL/x4z5wzbzTc0hCY1rmFcK8z50GJNEqIiyP2Qvr+q0CwP3HYJ
BLVuIo6GMQbRjSDyDzEr+3xAD18E10m8dPGDT7VRw+Qi3T/8sMbvhGx/ofGhpp8r
UBRaGu8YqJuvNGKmlrDuy5SuyfIhWSJDFdwi0eL//cUvae1Vs20KqY+4GGTc8wgQ
iMgmv5tiEDArG5uJNp+4sp0BUS89LHHwb2rRbAFo33xzN0wH3fC5+ZyijSDpQGpu
slMoCLRkuPbL9Z1L4W4Gvu27Es6Lyh/63H9fvEvHzCVT51sZTx3B5TdK0EfV+JML
a/F3dgsCUCe5w2SPFNE6BXCg80oJUHLnZbQULadlgGBjOYkWFfTU6bRMVVPkZVB5
IcMxyFgFQs0AZt0CcZqWjA+4zW1PBbUASwzJ0B92CzG/nvX3GCDGH5KWYfza1cBL
PbyaCGcoebK1sEB+kwcN6+FKvbWnprqeL4nJ6rADf50Vl0KkYrFJFjxme1zpF5x5
yJSztp8y/VYzGEEQIGhkWY9WpVjNhephaSfqbsOXqMtQlWCRnfrbiLq57RLpoWDA
V8TVtkL0aDfBVYshX5ZHEleobCXr/X2h78tIbm0QESuC32ULAZyVVDzYuE6l7363
yJPNlhnf2IYt6U06afKifkZVVs+kGVVs9kdhgt+f08uwcs+bjDro3+yy+vN3Q1B3
ZVZ+h2LShXqGiStNgya9rzn18DkgrVKHk8jxODNaxND8rrjdhYBg6eJu48eozVS
HYy1uwP7DnxVX9gpPJXehNyYYgn0opsd0qkbjBNJwWl48V4mVvdyBULSqAjHsRFA
xQTz3lxBbctv1uNxSU8wZhhHv/A9F8B4dqxJL2yRMjXtC3s24pZI45d8wAthJ0RG
8RjlcDckCt0DuwUd/F5L0oKhSD5huRr8JmPQotK2SCSSkyp21oHSNi8BSLwvzp0J
9RGx8tPJTpfmiBxRa40nQgdpgHZLUkk/07xtk5BTKjJCD04vTT8kmSlsvtDBkyng
Rkhv2y29UjMSvh0902mQc5CBDxM6kSpJT3tfv7ayrIa8kIkST/ckqtpSxSZA67sp
qLEn90CiUlS4KnKY01ryP0WhZAK9UixCvjbbao8bfXjceJDIImZyVa1jLQh0zdwld
3z20UBP3ruam54/vh+p4vG+u1Pi/MzLHPz46/LibW8fLNXL4XRGtctGocREQk3d8

U10sporXQ7WNjf1Pg+amH7B5+WDa9PFVxim6+PFPHf4+3p362s5W7Set7VF2nUx0
fkIghnMgzcWDQGOgAPNXmw/tkUfn0Ij fDUJKXV9X7ojPsAmrat5dH7MBMVjYVMC
h9dZ7+HmRts68g8IPUxgWwWdXxDzLIyQioIHGpiFu8bLRzWQibeKtevMa7ozHHgh
fIj463qKJjBtKZSkGHtsf06Kxa4vawQF6JMLdh4u6dj c3upCQ9Wuc3eKcqyna6S6
5ZYESFzNK8oV3ITJdbcC7kZH3FF3kKhnp8N0kj1IiaNAEGrDuJjc23r2Bw6I3NVF
/tMR5tdNYOsVfxJGKfK5iZ6LJ+5xK7+WtU0k8Bpcso7v2IjjF3/rF/Izb5Rul+bK
p5nE5yp1g0Vh0ogR8hG2eLxRjAeZ00gAwfVvwiNvMuKgiLlje3FiliZk7vuuZArT
nY2LiUCQN2isgQI/UMPA07w84wz9WBtIzzE2wfd+LT4Vj4sk+SF1AK/FoyiE8u2T
5gsij8l7z0FxD3dEuH0aesljWi0s5JRk1PomyRRifzyH2YtFau7S20yeUnVYeT5K1
HkgCSm0QpLL+xBfppBKEImfSpumbYXzNXRku4b+s8awD4c4tLGEbacPzJAaPk875
r1T7Na8lFpUY0xgjbvov4+VoZe0IH/1LXuUg6JvgmSYCu6lg09kdqVPy0FwpH+w/J
e6FMVp3mUfUnh4F32Z6uyhtL8bPLIKhYTmc/uT0/Lx71fIX3D6mgHFuP2W/C2qNK
9sxNsNeiVwXdriyLRG9Un3YA6zWXL/8PI1Cz03vV2yomwQeqbvUWNNNPewPKv2/4
1vnRdm2vESBgtlRoYr/jo6dop4R6xHsUkApyn8WRemCQx34ENJi42DdBzTgWJvHR
ZiRl/mHUSsbzD3DYGLW0o1d9j j pKudbmButXUTmKqVxzoaPZ ipkxPr5DHG/MWYv7
oyx+s3vGg5pb4u7Ct9trMA0iZAYnP70hSNTs1u7PDA09D1un6y83V0jr5+gUl jWb
G7XNLQGTglL4ldVDP84awDfDwMb0koSrKt5F8/suEGCGPMktb/v6Ea7+DeH21TO
i9IWw+AeXV/6J+GTbn/ppRbad2ZEwOuBJBl5u2arQdLCLchDR2937uE6jIcdow6N
IPhG8sBgR7qSrLYCMHVcwnYUox6MKFISEfsILUztEyE2qjDYlcRVERjWS2XCQK+2
hKREb/IgD2ZqECIDjVjy8F9AvnvTheftqWYwiXd1FFKG5GSKhP9jkr+BAgQuxBPu7
+ckByMauH04e5zrXxRdFeYXAxKiQdGdpZAvYT9oZDvgQTKtlbHc0KniZOTLLBu01
al90ZjLABF8BjMjPakAAUA5dDdpGFqvwXZoj+nm8GGLM/aehT7SOL6ki1gyUQ1vJY
jHnHCU868pur14vxXldxGXnttPPVwJYdnFknh2rVw3deR2J4PO/qpiQ+Kkm/uo5
Mfqyae7cLbrbdDvdpz/YWWSa/XEjeAAQRfknBJchAwe7Ku/nSh+fcR1KuLJAMwM0
QSK7mMd3XZ4unDsSv79Yv1MEodWRGuVlxbqo9+lDk8Qs59ApUan2WrITxWrUG2aZ
9RilvlV7gpUJfesFU5e7Ly/+XEwvQFHKlknE1j6c/Cixp518NAXAxzuAi2MgQmgG
KcpTSSkt5s02sLxFLFW7E90XxM1hs4agn9nbHepFbzapp+3PoUDVmHM4xNSwnB
kADRMszBO/2jPdgvhV0t7GJDvDzZ7Rkgr/99j+IjCbL7HjKYJ+/hj+A+gdjHPSn
kcuRR1a6VKeak+dNd9SW2birbQU9yIZ+Quhtky8eeMt+NAwHz4Fz718ULJZwfHJ
7rxXYtxgAF54idaubrGtKccuXXG07G3HwvZX9N5NC/k2J8bHhp1bUp3VIq4cM5oS
8c5/YzIjmQ03cRjcKdtyCCmTzWSMR+jZ2RwazKAJKHBPJbgjuuXzLzaW+hgQCSa
kyKjb0hfeKowdhKpYP82F6JNcxaJn5xbgEy7d9aMUZekIkqXgKISOP6CVUIsnaFJ
ckjI9lARrLnVXzurueCbmVM0PMETNznN04PadCf+Bx3D5toc3QWePaPT8V714NBn
+/NZiGVLvqn4BpV/dk07V+CskaKYNw6QNgLXl3b9zqRHg/1jLQ9vRmmQCrGXTV7J
KtAE2yYEQ4+fjo5Rm2+JPYTmQPgN6tUs+XypDzQsOF15VN/0jcmC6N1XDuMT9BSS
SGk0wKINONDLb/Q1tNjQ0UsQ7PrHd4BwQrU12t/mdyTnGK/8syMyww8WykLYdDJH
GiAd4HfbfEMiWemCW77b1l0Ks/4oAN6y5KUZnUAZcbZ9XLBZfHw0bsp0Bm8uJQtP
+xgHoLJ3ia0Gsz6cE0nmLgkzA/8jtIfNpTXT1KBR4tbPZASjN6l080XJJ/cX5Aew
UpaFHTKJ2tGtWsPxK+iJmXvpdj0898dVlffEvY8F3M3Q9oenIdzz4LBN19m1WNtc
A0aEh93HknoXpRwnVoYeHt8Aw+HYtLV+ihQRsW8hw6ZL5LE2B3f3yBbkVWPG3X2
u8HidSwJGABCpV99h4obqr7Ebpo6VsIaEK0jmE4VxAWZKjfnEW0TyMphhz0/pvU9
o+M6H4uu80L2Lp21/QtYgp0aZIpJLpjLPh0RQbTybzwTDyex3uz95F0y3uraV+r0
wRN6VOXhwrk3/KXWR2+e4v/BT0Wax6fIjDlLP813NCbk0NreLoLRSYA7IUS3JHr+
Rij20AZ1K5I3e5gleDYSFZf3q+4dp32pS9JhfCp+K364lfn2F03zW4P4wctwQPRy
biSKB00AxEuENPs1CCePg1c/RfRx2VLv/nFIHPvFcUXLWA0+IdykvVmLihxQfNjP
ZxaMRj8ZI129JFucv2Y6IpazXN/OqITk8BYd7t6JMTga3cPhXAhNBC1uRGSQS+V+
bbc6o0gL7TKmPP9+ek+K9GyqMDjgX0bKNB5wRPq1qQP2WavJQvFAG0c1Pe030r
W5TK66j8NhpvURCgDHnon8NuVAXg3RF27zYVzGNSJ7Er1a0Wyw9j7I1Rfhr1uk6V
XencrrPo67EAZYf8LGM5L6q6ABhkMiptU30fwZbPAo8rsiRrlddcLPuIUdrLokSe
ro5P61Ai1wskXpDn6bVIQ4UW1GR6SxmOp103Fhu93Tpn21T4a1Z3p7nDvbL+DUef
JcC6DKcznR2KnsRNxeuu2LsjGy86XoVI1mSF2EGvX8vJWDrEW9yM5t0/Mj6NeXql
jwyKqGxaSbPupJCbV2P8m1Zz+PH72LfnSmXL0MQ0xdn4zsJkB+IzXS+eRK05nHya

agnG4biREQtU2cWpjZ2yusvg8mfAXeeFZbbMKgzPEoCHfzzPGzGdNjjwyx+Mv/m/
RZiH1ZKYc8mv1JQap6KhI0V3KR69RIZg7bvrd0NNK7Z61mqrGNLL0gR0ektcFrhB
vgHyD30d/Yga87UhdvEwHV0f3CU8WTeV/pBnNfT6+PLmI1IA0Avcmxeb7aNBchm1
78uZ5kBpmH1Qz09V28Wn36riLbjvKH/UK9MLAs2CitQRRX8sNd40LordPZrqe5JW
yy43DHPHUGsoxgIEFBww2Ysa7VtR724rj5+LboxwhXudI8LKMnjJQrzKUK8gC3OT
3dltBJUoJBgBS/Y1fKaJdFw8UMZEkp7JLI8H+rCwa6YZVlThb2qJwLTLxeztw8EF
0GARtWqQaz2qxky7IILCBf5c/rmPsDqZ/pMGEN/LzmT4q3n+YIHN3hgEfORgKnplY
8Tlm7KL/y5Pf/x2hWklU+8hRzW2qN2/z7fAj3oWW+sJfhkVNj3i/gDY/4ucBzb2/
RC3F7LXNTwojJTtXiM8zLyvtoXd5/mZA9gqOhfFYcF1DCwR272tHLLcOHbVx+tw8
Byn2i/Rsrr479as+5wVU5A7ur0Y1GhazooH+2KFSzLozPZFo0KyRxPq/kdREJSjo
J8LeFP5M0lu50q7eM5/hdRCKfhZT+ikFPCxIGmmf309e5oB+Xv72ubXba32D0tJ+
Y47v6y1+rEEwE3eIFr5RVbcED/qlnwou9u5jA1gETkhqOH81zt0MbZQV+ZIkC+
IOwF93KZ15K61CGeA4wXy4RfB+9QKo4BMVEQsRtFqQdFwNVH6L1GVWdGELjUEQ3I
u1X2UXvWu12f6ecjqr7tFvOU/rtuTlv9vVcAik4IglPhQ4fLYrd97avyEujYUCiF
Gk63BVPmBeINQX0NiEJqA+jj42Ym44xGwOFKvy2ExozvSX7EZUt5kw7oq7VM9mvS
69zcAq7BSQxZFu0Hh1vhgYM/Fja5r8GBi3bTsfbjZeUW3mYT95x/zMhX15HEmJyi
VbH1HI4wR4WM76E22QYOMFSi0B2b4ukzYwptAURw6ZCwKwW6kXsaIrdNjVRxnt8z
o3qNZqTB/XD59WZ/XG8qBscorl8QyY6PyQlXtPt/4YBD1azZ+CTZjly+Q9nkcQXg
QvQNrtDtqasub0Q3DcNXvTNEfLB/WtQZ7WmSblMw81iKlTsqrEpMu/A2fxMAz0XN
FriMnK3wwPI2XWBGnl1LAKyCxZ5oVEBwv1v+9llaEbT0Nj7A9hC6Xm3uqalMirzH
uZ2Rw6wFMFLy0f3BYJvLR0eLNeVhHejX9MmyMJMMab87dnabrqwoCSFp5vgIweZ
mv9LjZ5I0EnLgY6TJEN/eAHO059laD/eWwW2xqz3gUHKx4cjhH0Hst0N4xTIRB
F8gbDJHZ0EUsVHLExa40w+i0dnPci+oPKCptkAUecSZVhjx7BR3kNwBJ/T+gWvQ
pyJmpWIZvTz3W36BITMQA5/XGDFZStZt2dRqE80Gj8PHrLItphQDij8HStq4GLFc
LJb93dPV1l0mTinoCJF9tcQ91ASUAA646qboMCR+OvotLZ0hpGGY3xwMoZ70d4A1
0icCc3Mknk4hslzjYGSByjfoorrnng6qftZBYFJqV2758Yv1gpkLHV559YBwp0Q
XUrUl8aEEvAW3amQhYUJy0ersFENALWD/iTmcPpPFYpje4Ir3PPesLKz4dtA570N
1Jo8unMTo/XsyHzSHllgzNXnaTr0L3Hs4kualD1kN6z7vpegkXEutCzoA1u/vajZ
S9CR4i+came8+P5e3n97+UgkCr7OXDQTDvabGcr8mSsUuQm8bz0K9gju2ppsIyRc
bYTKu5UBFE0s0zXGE9FnoecG6lEV05GER2tyWJOzBFb6oDkUZcu5QJfXNe18o5
qn2ULIR0vPm5025a5HQ6K4gC0dyk9XYE/Yfpc64XEIffIphaTE1s5HRvDR+Vf9Can
Y7u8CPtL6hrkLlCMqWpgy0YiIQao/wSkcxrHK0xn6tzl01F+KLCgA3eSU7Na8m1j
+0e2HzjESK4r5+R9VATjGfZfzHVw/sUSunVNwdeUF9usBd0o17xBEz85gZx0VQ2L
ouig8mrZGQspLwqi6b0qjwi8JrBCCwchYAKNI0CSafn4+cHoD7XroAbk4GxslQrw
4VKyUnpU6FLN5Jphtl1A0e76TPSqQbkNr8gN4vFFjXGzRvWfhhULtsahRJR/nv4K
U6XcCrdXvSDMoxX0n34MVgieUL7p46T25KTNUGDxlo1U5FCDqvcMTX6maLKpp4D0
9INo0QfXUUBaegEyPqZqzJr3/kNY1q/j6tpoTg05cEn+6M2d49cBGLx8ujCbtDgU
+E7C0NgLgPG0poSFNrwLTVj+aF5X40DkIVfCnl4KrApZJ+2RkoPAU928W59edum
X3M6IbccHP/3bDFhGwDGWEXEF6krsrXLVqLmygDQyKweatM+Xfx2Jzx1biutWlXrd
3YdzdbdhV/0mNOQRzWjWfAwvr5nTeXNZH31DknpLPD9Z/U7l8n0xWfz1XReY95z1a
VCrPpbjOF5hWdxGwBlR0NhlpHjsjbBnvJcF/hCwNSb0PzXZUA+80yLRMvxD8e9z
RXABhtniq97s3WpkcMoLP+EKZtRBzKLRqcDcXuQj9Qgp4R0jMh25yxHmESktXZs-i
QMw0ufctVTF5K9mjOMRI0LKUS+Ygw7k10ZH/w2KofzgvwWYfmZ3jt34At5Pj08yf
xpLVWHiiu0UmFhK7hhT7ld0fycZ26PbjFndHP572LYsjJjaMlpVrvxe8FLVPMVB-i
NnoCTj2xVK9zaJQQ3Xyi0tFQa9/kROBeqJ3v1yC1fJXKJwELNcwcihKKoFem5Myb
XnqTB2bCdL7mEOZq/Gv8Cp/4Sp2MkmEv2mliZakSaDVB+tv+x29B8V0jI3ERV0eQ
qvBvgXcufinLvVy9vWw2iE3xftYHSS0mmLfkPzXyBWZ3cJG46ZX0QSBCHY0eMc6
w1whbbf1MWYv8KjQf6h7pCc+rPQQfQ7ukKwsQxfz4IVznlc4Y12hXb4ioj5VfD5
fYpNMdvnkkkxFC/QuM0zkFWGEyYwpRXFFrIQOLIK+45e4rEFUD5/KChSDRLZJdu
bQj0NqsjhU0C8LVYJC0bzcncxDbYdDQIiNaihF0Si80Z0luPIhdh5T6AbFnw6hNE
JozDc0YRX01g9ERrCi4DxF8cqJWmfucngMjUt9tVGgsDnZST2CCQJ/WJkV+W0HEk
8hA6pKEciW1fsN9fAIA9LRRmQ0leSZYjaH8hFm23PidjIclWuJb+GhVX1rAEi5Gq

zdCL+kyozzZx7j8vvDkFs3J0o0aieMOKj0h6nsLsAvTa2ZjC0S+ly3zGgTdFcLvj
58MTc/QsucUwJDXv4A+HG8S8IgdMLrB1F2nPDTFksULs4gedihEsy2qqTJGZXSQO
tQUq+e9zx0MpxlUd0TTn/3VTz8N05L8S3LRzmbG//xPajR90RLx0gTfNkMxrP2ts
lwL0hfsAcocgygJvst497FLDTjtgYb3y2HE2wZdhITMptc2DxcJyT/hJeZHudApX
/qLbBlH87TX/TG97K7WiDclrGy/Zb4XLUUbnf38YTf4hRNIMFGhk3CZ3hn6wtiPZ
kVQNocm3BWL/XHL0ZNTsMvjL1k+ykwi1tpMLNNGx98fy5kvUbvpuMifGQg3Kv9s8
PF2ptjBfxz0X2+0ZK2HJGhekFkxS04ALHkwcwXl39AAiV9Df/Zh3Ds4dfbgg5mLX
/3g4TFk4mabEJpDfIA/94CwyuImipFLUiafQp7oZQ/UC3EdNdtNDECiVFWxFEZ7
gRxt80EsJrCK9XW317WRBjq0gvq+llbZ+7MTsIF05jJCFJR7jhBPLdEAd2VuZiZw
i8nNiQGmmdCmM58brLPUFCFEmBhUTIGfGcXn20aAGie55x7E/SfG6Yj0N+dWICpmf
jzfb09LLVArCPhwr9C/CURcww17LCYJcYn6JlGj2FYtmmRy2+MayUBfeU+xb8JB
zRW1MctB3K4tRVAaqrqiNzhy7VJB90Van7qb0EOHdtmmXcNsUDJU47zaGPZcZtA
+3EHKgjgkAWBokvLhjzB1MHGsujlz6jgDdRMWAFE84CFURQ7yh1/OCtxp1/X7H3J
Om0G5QshyiTPVhS0eIMfPsw0kbJ3b/fnfiPrtrM8t2MiVySF4BhypNM2agt1loc
eAprQmyAL1h+J2FIG3AQFA1sPJ9JEntjQQDrjV4hd1tVh04bwQBmLl7sBccuiwI
KS9UM5y0649cXXD42kFnmWYqPuogL0r6L7lesShAz6mhST4T3Asd9mG9xSaDwFBg
2WHXly7Qjaj0sM0v4ZHRb5cGhTZduCzhcxJ0Zx3FkvJz++Natc0X+s2qnXq5dsT8
5mXYT0CHtdrUE9MhCF2IH0+Iy6rU1FLFAMghFgNjnbL03tJRoTRZaiJN+w+cGw
iJnVTKjd0Fm7jGzXMy8eEi9Hr0/davRHrcFqy68cqjbjtxHIEDxc1t8yCiU0vHOS
hKtarTEB0n+G4LlMELcd+/wSFS0VmrTv1dijcj06uBYzKdpJC7cnL9s0R++D2cAI
yi6FI79B19pLo+KYDS0ow0+QGt09h2N8+23ZDAuIhXMI0oBMRfgKMtrNrw84R4s4
GjF4dkTqzKn8lkGeWqn10SDa5XnCKt5uEULf5q7tt6jJ0UJBI7m13dQNcu24WfMc
owYiJbLynTmXisLNhV0604Iz9NXKthLui0MVP5GnTQB53n81MUnKUL8S60eEPjEp
wzhapHi3ILBS8uzA7bVM8W/s0NmL2g9F1YjavW5R07PGR6asX3PkF5WG0TjFaQnY
tE10KhaEDbpVhZlythHp1msVX4x8Dl4Ka0dj1hgjMuMjt9lMdOdLc5Z6UMCvi7yI
6S+f6PoyPGRKsYQR0obeAe/9fwyqWPXsrpzyHmVBubvTtekHpXubnwNxrFcQcl+
NLk8ozeuWo9ietvomu0+kR3KpEo1s92iYwXQ5ItJp0bdiikZLjQHCT57aSXmloPE
yIALV8WfXLDZk9DQnBEHAKu3JMEddpVX/FoQ+JbbL81gxLws9ufhAdgZeWd97+g
i090efmQcDrbALKmXkzXu2d4IrvwLpt2sJ06Shsyw90HQNvdTWFcqbj+y8E4eaGk
BGtUsmWwPr5Bd+z0Z6W3xcUBTfVVTJqAKK6hPBCG1t73c1N0cFUnyCBZjVnq3Z80
Sgo+AWTWrCbX75vCicAS++ERo8Wnl0UdAvN3DXv9xgKsthQ+KCTwLJB8dGfMXLV2
NPirHwoUmTGZrMME0tSB4zFRYvP32tvLag3lKWyEkdGEG1ENJg1U1B9y1nLpL/yf
NXTUDn4JsDsBMiQ/lkiotZUfNe0rjRmirVsb85dowY76vw0yPKe8LoeycpnAecBT
tKXzRH5IA/WskE8ZaanheV39bT2aC7S3kLp/0/4DHxgUkhdhMPo7jqFaSD0ZbN+
EkMf+xzocQk1XaB1jblsBSXwSmsZ3Dy9VATrQ99n9ImwjDqL0K9C22DzQXg9bivw
tMn+XfkXNYAX0ouKqIJDkkXQxtRab0diTwrLoSdOEQUH43wgMxtpBfppT/rte3ab
i6kZsJ+zMaZjXmYDVKKryK1jHbunCqAYDJKBGKR1/YMdkIQKjM5S9MF1Sw069woR
VwtpiEPw2+++bHf9PPW8Uf0wBFYU3qpt9Nv34ReI3YdBYs2Zz0PXWC7nqMowkyVP
p3Bw6m4/S6RkGzmLqR0afrAN7122UeeLwzBcKzxn3l166shlf9VaNh22dz662j1a
/3EvJ8mluMVLnG979Xf60CRpwR7JGQdAILwaX7x6fy3C4mLEVkOG+W03QseevYXq
ZhVuUskphgg5k0za6LULl0mJ52AKP5JJRHCFqlrXFNX1/QZ1V0tyXqZsmPX0qxJq
4JGqsAHJFDUtu/bMiL40j8taXu/VXm1emPU0VjsP0mX+/n0Mc6PHp+8Z4dp1WRke
gHLQJBMHmJbFw2r1ZFq84rSFECaDlVstVoH6kRKUPbIf40xASvLYcfsjRuW9S2z
1+BrD6IeZW4FjRaiDUvha0XdT4gHaYGCEFXMdrBYWpS8tjhX0K4nsROP0o46RgnL
mKpZSsb7iAyijgMqjT9yVZkPT6EZCM8yu/IZCkwLSJQQDdglvzDwb/9cY9Jn88ir
7yHmxCQ7cVsoka5qey4nyAK2tlbQc4pS/9EmfrZYfsR4YrE+7hBFIZDhJPzFWC14
JrHzHo5vVcWpErMrj8AR66zWBEqgzxqIE/xd+q32HsQQlkdMFXnwVbhKPze5duj
Y7mq5pvjP69+igll2QBQ896GEU23l2ZiY050050SaQSp41FEUpjw1Zcwg9LQh6qq
y6h63u/VsVu8RaTrpBFi9Yd0vFvTtp7Z/6jAVXyG2yEgBwA/WuGEL9jiHC9nD9pg
65DwP051GoSs8tbGd+0ZLUhtljQB0k1lLcC9DvhPAgXp8VPAqkZWbqaU0IBUDQZu
x1cewYk1RC0ofPv0s8DJXUhx30XUtoXwHwLhhvbLF5eXRKVJMKhQxAi7/uP1heB/j
8WGMjURtudtdWGghsGRX6zLkCmXP3CPDe9LfZXINZqMpwAcSqFRSdPhPu21B1cj

WYlq+EF8+IHPZNAgAlpZqvQRBCeVz/iFU1QzMgXIXYmiRhIrqHcJDfa+nR4xJKJ
SqdQI65lk+3x5TvrauGuU07cjLmFENE3F4Yb+l3u6JawSHq0LHDEImX/FwgSPeMe
kf44tV/2AMFvwaue1t505d0/Alv5j3Jlu1k0IVstUNmC3SST+N0hFEkykn0DiXD/
eDhiKlzkNpKgW4NWebH4bmWADGX2UDGm5vbDeLmEFV35kVPwODyBRJ6/gVMULOie
oEkN8Lzal0zuXwe0na/0kHWJ0cm6NjkV531PYzoGfjYK+qxxsGnFwNj3WqmexcFD
2V0Nc93IUENWtNjk12kD9M5q3tmxHHI3o/07iX6q33ivEJIpz3N1xnv8lrpX9f8g
MasHdv5XwE+JifK0U5+hmQAV8QaCZTYiSYsrFkoBUhxIBtcHtY4pzQ73RSeZbM9J
IsZGcW2R+McFjkwT8+gm1FeF0iwikj9uTFqRsh47L50lgNCSUydjzmN7+k/UvigE
5j2s7kJV4S7zHpbsDZ4C/3Qfd87iLxjM63uFDnDTXE76lrJUWv2VaeB0HzIwa3//
hJkJBcFyFp0ZtDghN0FEiCIZU927A3yZuETByl7o1xi0tG40NhrbhU6518hBFYB
iis91/Nq75XJL6BB/hRWZLrPLj5RMS46amaKM6AOHHZ+wAC4g5mOypG/Lv2pfc
93/atYQ1fE4m+JrpXJ6kcxD+kfJi4iE2zzQ9MbvCRemqRu5TnjxnkWmB6p76JcP/
feciaHUN7VBLhHg9NWEpawidbpbzIbIOYKfP1KbW5oc4X8wTmmydZHT8UG1sM159S
y6XGFWpvdhErdhZdoILWZ+g8eg78c87v0FBLXTrTuTH7qR9YTZMc111Mg6ylPrA
UHIoAcuLB5U4f+fDwonilTWXDICbx0Kcr/0W7qQktc1jTce3BQ0rfeOr6+Q2dklm
wRJMkrew31Fe5reyEbkGjF504I1B/gb0/+p+w3GqT5oZnRoVMtofWvtMuYR0a9y
TrbQu+NJKyHesX2rLrgM0kR0ZYc6w5n8xWYrati7J4Kvel7/a+ZnNUw8tTD1z+Ca
vDwteTpV9R6WY/XN/PLlpkOSTzx/ANrcAE/avq548b+x063C+G1vFe/SkGazi+Hv
m1rh/Mi0Xd06KLzNe2YpA1ej0ZP00n+xJR0qSB4qhira78R55ixJZC9/AVcfopUG
6ozSx11C7y/sgu+xynfYJZZ39mVXcIWoLGR0UwGuw3ET3CfIetoHvwy9XeHqwwHA
cnf+xvnK7HIo8x+E3iBszYmIetwVMFhDTM9fZ+h0HDwVq6bJtiftQnThkrCgMiZ5
MYD5frl30MhVaNCBtUpUrrb5J9PnEcmgnsxSONaasVrwV78xpUbwmLbMTpmoKU8
2Df4FuAzgwUpq3P+6l3+sN8TxxUCCrATzJ3R2MAo5XPgFWJkNLa4gHcQEgKHxCv6
b4U6eQuFNxS0yKpLx/4DwQxH8Mj70tLUU+6sIGIz2VHmUwV3cU+V7SAxazg2Fbhw
0m0BHMzzR4X5fbjF2RfnryKMq0gKimm+G3jigFUFwt0LrvN6q+SinicqE0TuVJv8
2cdqG00BqsGVX6vPiDlwX01C+923Yqy/VdE4/Eoda9LZUN2/Upb79QNgkwcYnNsm
Ry+/tsakOXbmUwDNw9nmVdsitzUJdc+vLwHnYkEfrZAKQG4fGFQ1dasrFjQivRkn
fqYK4pyrPa+KVTvofGDJTr1Sg/RHotLUHoalH7cjxq7hEhpe7w1I0GGkz4K118/
X1rLgwg7frIeTb7yWJ/uZw1C37Uv9YfHC36qKoCBWld7+ubqRL7k45ADjSfeeh18
eqXdsYQT4MfqIwhEprxf71t7rDd3Z/Iaxz609Bh6zqrPwtutcfEivpYR0rhPbbu4
b0xGAoiMg/RL3BJpcQTVzR4Es+8/phrLdwGERDm74FupttKt/zK6tIhXak8HdV1K
jR3ShFjXxBonnxk2HVmOvRAJpbFMMry6tkPBFbe93SHmp2Ydk06t1mJqE0RIfQ+
cRKc6zDoTWNszJn8TBNZXhrB3/fsDL89UkenDeljNhaKIFUJeT2aMIPkbzwmZWUc
9mFC6Vsh+cJQw0Zr0wBF1TdrL5sTeileXTQAg0sExq5YYrupVBBcrXXM+yuXPAkb
Xm+wqCvHNbz0T3HFgCR/2X0Gd8fLCT1cfai1JHMNBHZG0t3rs7A9YaySvAhY/LXN
gJ4X5jhJUmnsz7hy3NVwvQ7kErKqcF9nC9Seco5ZmEzhyLfwNyRnfxpk6TVE4Ik
J4pcPyPjHj2EveEz5tqu1t180ypZiFjqgfw488oQ/s15k33X3mbZROocp7YOrEby
YCiLkHWahY5Xf2NgLKQcxPcTmFT4AcBZ6s4CXKvZKUXUJEKvp+iBdbemsypnAgL7
EgZE6zTzKh6jC8jYsGffF4rNha+t6H+xJbnNZAfKdod6VnUccUITe1M4828Y9ZBL
eSoo7bLn3xhtBomfQ3lvwXs91GtB5bteA3QSR/WJebKhN5DhJF4qrDuvu3DFXEES
lWgVDRyyePKV13Mlw9UZPChxbWfPtaeEVoBIVANPSkj0AIruflWI5EfUdKwTitKI
XsvEILIHfLmJPw9tCZwwWR/rQwc7fS2qidMi5UTYz0LI0eqilN3fujfZHQXHtd3T
/q8z9KIr9f9T9GazUYoNeY5QTNokBdj60W+DIvEvQnqa4BxBIEmb0ZHY0s2IMZ
TTxied9nLCJgEzHetAZ/10nf5vnIW2gJAEy5vDnnY2Ti4Ki30VCdcG0nYl4vvhL8
lNYGE030BZrEDMFHLCfzawvnbKCSCSBPXLMMB5I7VARg7fa+G00ujh085hxrVUU
uGv/A/rjXetbfZYx6jL6m5pD/nkh9KT/U0P6An7y2gbKA2EeFpQL2gb+F11KPim+
NK3eHFfg0AKyZuH0tHYD+6LoV2cEYAMrGxHrZ8FQMXwiz25W0aKb+zNoUwnI0Xc7
+uh00a06yR3WpYwp3KfY0c0401jc+KMSk6qHLQhncWjnPK76i8xakk6yE00DGTZs
BoP0+43Zw5HfWCENCCJzVhipVf2GrHVhDVvfyN/oyLyrI/hNsFBnRzQiZhf4bfsU
uSPIoiiHvQHS8DvPueJvrUuHF13Fg5ep8ci+bVlnSHOT/dNSxznoEFjM8fLTWclA
6x6ZPFp42PGPyNXrr2dCUAQ0kUMRFiwCshnMmxMDxTSIRn68eNaw045eJQ3qdWGP
nXrZKLRquM9/mYL5QSTQjUz8Hk32obyErkJCWLt8L91fx/Zvt1MFnedJLhTi3kWD

VVgBj4rB2jEicn3/7S0MLh2bQIq9gVoie8V+XXNBP8T7ddZvFnUSLLk+/ZYYK1Hen
EweEdUIL5CHVhev5ABb0D/r2QtN9GA8oVpjcuFGFj2oi61Ys3mM4Wt34Z4xbPg59
V0vqJEI+QVqAgIOJK6K5k0o3ZrF6u0c2QomS/Rx4u5d1JMVdQ1T2iJ3EApAu4lS/
NcGVqaNKEGCSfsLkLIZngqXKWCfYC/V7wN8ZVb6TwxQpxu4+YA7X+P/tVerKf0JA
isNTyCTSS4+Uf5+oF70fWp68fxpuD+dI0b1Bi+qW7itS9YVXBJ6omPVz5jYNAYpB
6g31nUVmloKGoY4sbXe1gOuXJN60vjC9/OyxQvr7wU+g/fRICyi+/ivfxI9E5M/Y
i+tbRnW8JVK6DB4fILtnbCikVoobr1W6mrbrPOTWwgyReHazzkffYLRbumsqpA+OY
Q5+jE8nDgGGRYrSaIK34WxUVexw0Eu+b+c9bSY/9NchlPU+wwYhy8PmMIP17TW00
0akNWg5pSR/Ys4MGDKvDqNi3pYX0UfK009xKZoKvWedGhSCzQy8iC1XEczCViv71
NKnLaBGJIdh3dSTROBSy5mXkmsNP68Xim3QDELchmXa4WlSJVScu5i5B5JNkGBbd
L/04ch8q+fKSPI3B2JhZodLfpG2tFU2GpbY2KNOT9ld+ZSY0I+7ZJHG0zsVu6Izn
s5Rh0FGHlTmptvjC2FffLwE4HigYDK3rRACAGpPN0ovaqwyEhNisSoyBL2BMJ1N
PjGYPymB7o3ft3vQJGLgCvois1inVcPHW9lWGuMvd/p//G3pkCjlv+4P2whYuWRt
LefY4ltxiVnFzYLQ4DjMylsKbupj1Jd3/Ojr2p7emT5f6p5zAIuoKlNwnRkKdde6
/yqUN1IShAGFvSkfoQRRN+4sEr7HraMJGcM3DAWEjXstei3TRWjsVEGnSPkgrBL
bUv/U/83TdDQcwC9Uhpssq7CcglaykLY1J48Yts8ttu4IY1JzTvmhjaFPTCi+ASw
/bI1fGMYaerVrRITY08ESKQuwBA/1l/l30fr0i2fg95YKwr4vfhu0XQ9gtCW8m7
gY2ew2pcoyMKlREx530Qo14XsXRg372yqEiRB8uA97JJ7RXDb0ghOJ9xYnuJE9w
a4dgeXaVjmsAa+Gd3BXEQ30SVhA0Pb5JQm/3IGANSYQIVXDUARcyP1QDHPwq0mA
AVVwVqu7Zw/dyGBg6GllcL4z4Rqrl+4Q+Qp4tdbBGa6mXIYlkvMV6uvqVirLkg/L
X45Vkh1VwDlxDG0e0oc/c4WNUuWlBGy5CJ08yjmUWu0c40hJghfTFgSoiqyKS+ZA
WYgzW7G49HuFCg4cUqYmTgTCg7HtBnsqk2e7zEmvvQ9n0vbGmBeS84eLRUwGbSK
lDmzmbDlxbzTFK2eAGPFbLwCFApnyhMg7HJnXjBXjgJlsbin3KqyKD5Wjw6r1iI
r6V8tikQvTBR0ZwuseV02KLNovg3oK6IVVsgpwkHQ7JpNA1Hv/e1eLwNZ/Rv52Um
k9YY63y7Y1ew4F9DUR+wjzz9CtiunBkf0oGk+oxNpK6Vo9EWXuQDFm3a3u0FMK8f
xDwPaIyPZmr0Zpc5FwY0u7M9WUNcViFhZg5IdaN9UbGw1jvGLRCR1f0MqRWxpPG
SVKwgn3Y7Vq1WiVOQDAXeR62aue7UZyh0TcJ7KzqozjBxtDfZl/sPvQmLPhTaDyJ
BuhGvWvT30/q11NPTAZUZD4ItXi4nD9R4a+7I8Itepo5aSLlCCppz42M+Vc8e5TJ
u/eViSb7sEwWeD4Rd99jT00xWki+i+mKNSJr2qL405xqXTLPiveL5NmhbY8SH7SR0
MFpXBVIG6a4X1LoymzlsU5lAedE1WEAENI2z0lUVy3DP6ZN6/tlImqJM/4lRNlRM
eusbszwInRS+3BEtY4VjeZLJgLvphrFt0vPdn9qo0FGUSVoUtk7lQpJQqbADn6F3
wons1S7C/1N0UcU/iMZryfPPKmV9dTcgHRYI+0j9KZAaUsau4xv7ItbB8ztFie3i
Oy5fpobuTXmkuoXnsIwSoh4n/s+7GGCiIYOC+X9iFN4ryMxPqN2cMFFJ4BeTpZFo
MIPlMhrw87xMsYk02k2YdRbTA0qWJHC4/dIPD39/k20uwiBiI5Anaw1nWqDuc3xj
tLT688gPcnsirm2Fa/pCA9AVMMVXsB6Tf6ax3l+G3aD0JTiB8pxCpexrZsdST0tX
HDP01hF6ud2IRWJffI/dEqERU9cW0Arfmo0eNzs1Vwk9Ev8t0CSyQsCE9fnI/e46
00r9urBTA1q6ZKAzbbILet/tzUvvn5wBC5Tp8AbQF2J1Fjqc9c00hYzrwiec3fJ
ysbSu85319CByBB9gHBIVEZlX2qX14gGLxRBcuL3PRFV/y+4UGda1BUj1Tcnt6MT
EYMqkgE00B0GTxHZTtv1gbAfyN0zgfSd8La80djckzRrynrUd06FJR2msb0HBjdb
hPz7tH0nN0WYsx7jfa6omZje0z9IyFtW06Fyr0BcTt8Ef1NGYv8kJCLeLCvz0CvG
HsBAMFNMVtZQ13APB/h0F+PACS4cl8TncaiYzoLn7N2zhVyUQveF5k/xbaxon0Ky
ZoY68IlqOmE9Ymlnu+yFW1HKH+SxrJQDv3/KY3m/7vn6WmFayZ6je7hy+rQ+699L
Sn0PmCtis6jtM5jIByl73QA6kbrILe6y0/bFE4/+W2nP45Vd/5KjJadl8wjLtv+3
+5X31mvie55GfeAhWvLPxJy1u0ehB5SdbG9UPoTiSmJIxSjj1Z2n0hvCyV0R1MQO
Km7ct13iwdCamc+vZ0Ytqgwz6iC3jJ9HKhj3TA009T1FdeYA3CqCNSlx59DCmG9Q
SIWLLKrMh7wNpc10TC7LVMBp+tCZu0vvy+JbJiapygf33BPQFWF8Eo0JBwx1lbOnH
rlnfn0ht5LA7W9h2G3dM3yaFMfsCySMYw1ULYEx5h6m/40vLT1m+3FD6Ge61s9R8
YOXEm3T9xWCRizAgx9/oLouw0etoyHANnyfHE/P/7ZdJ0T3yaV30KmZxWrx0rCg9
JnYkmlffRe05WyJAjvDHKzyRzPHdJ/f1FGuYf/Mj2T1NhQVrLFTJR+KQvdR9pfD1
EdU9sk5n5TTmRbiVbcbRS75daVj0BC6UuN7wh5IBU4Mp8tIsBo369C1/H2u6Arw3
lp/kMx79WkSX0KotxfUDahlovRVL9RAUGnzjNLY3YEPdZMM097E3qtvyLAX8xdM
gkoj2Jag5tl8kqoQJjK27ijD/bz4I1JY5Cit6q1DfXWI2nNvgrCLsHbIywhDGxn

nAdLH8709s85RGCaNKDzy2ihQ9UAcXLQmoLFaGEqOfiUx1u2l1tQ4FjwBp8RYJw8
6ahFVqHZrXF+w51kwvDiufrOgaAj+xAqARG3QMzhyMpgcqdv/ox8XvtWxvkQ2uuL
wr/R1IEOXCP6bK8GiQSkOF8LYRFB1+sMT+YQ18zHLgNTE2U9AgnO2wNk9PArWjx/
aqawQztr4deix/mBdva98BPIGCgb7NGRAo2/c/aNbfX68DZ+KwMPrXJhmAzrn9OQ
GxZ6iNvsxeRKQ06RDRPC36ME1qFhwRXANxQm8nBE6duvIx3q9fZ12Ha+9tGatjH6
5oXxKysAy4m8yhh4FEmsMcvlnlpGeKtVKOm+DLH4e9LRpckLWqVgjTp0caODTiR4
PPcoJ84qZUmWoEqCsbDZ0MG+jcLgUFDShEUeUNAt4mKRtJtzl2QaXceRuKjPT5Qr
42Scfefax7xJCN3nLQ2NJQFC7oF46r/gdT1oyKCHCwbT6JcMxY0dxJPSFD3Z/2soP
/wjoQtFRPEQCRY5pgP9LecvPXTrQ/tIwe9+qZDecqSkuP5RPtkVLb32DoDWYBZHt
N2DadvgMZYAI8iEjFowiyMdSAuRH7T2uXUKzQhV01BLV6a2IVYIABShzRfutykNW
sw+fPLUMRa6bSNrzlvPFiHZSx0sF/o7BMW80drtp18qTid3fJ5QgbhaqVj8BzHl3
LMvA4RpnPh1Q1mpETXExwhFUGpB+YQb800ELMqFnSfgZddBpr3pQG6+fjVxV5+tP
FuQynofnTrYLOKwqPcp30LpBrYLQyXiP80XMP3wj83x9cB1L/LYkHdvGAZMSGrxM
nnMd9qLq9bhA8xTVMtmYmXZ5FjLzt/C+bKbgRnlc5FK3oIyW9q0+zR4h0iY5Gjv7
zABwwAZeQQuWKOyRniE97YPdisAX7nA8gu8EDrhagTMFuWbcjiocal0rVZ0AQHF
xvxSHBeAwvWi60bGAXlgImI0zd1Fl7GTgV/Z6TQMznXvtrIMMIj/j49lRsykVRyJ
qt1874LnLF93nmviZ0D02hcTt4/2PB51AgDyhmX2Lgh80xKi1N3w8qafCke3tbT+
eY49iV7c2qP7slNe4+5ukcamFd1pX7oRBnrj/cUXxNfk/hjX9MfpdD54gKTwyzaa
3FwTQDyjtFjRF0HwsULJ3HQmKwJJcMEFXA8Mc0+3tnqPJKWw9xazwjVjwceEKHMU
YQ5q9CdUmZl6cQ6Z0COZx9xQtPKxqkePgDe+kAeQhTRsmW+PhbsPyyoidYBGRGz
W0zFMql76LId0Mq/7wchKXI+F74tFtI4exW1z0sjiKJsr+rwou4oICSYoDXnfk7j
unRvuvGYuB4gxuc1SIhMJB0SGGBCBQb1sLZRrfKzMWH0zB/CjsvkxKaoP5G6l7pK
MqjghUpYqBwVnrVeQw1qwkjyNx5XoFuyW9QIgisINU3E+8btD24takp91eGTJPb7
ZwxwQhFHPkxvNMRzQld0wVT10u2XcBDWR8E7bXHM+AuXGw8tIQ2oSjxB4+0U2JVW
G8qyfPTYcqJQ2Hjld4qCZB5ZeEyyjI5YCWNFdZEUd2/ZP8PjHGevDZ4/qGVt7y+
NG4SghB5uZx5Y5RYpaAnoVUUDZRB/YLzgpMGHuQ64YX13+gFwflxZrjj5Cc7w12K
fd76XpF+RcYUUmPyeDvNwr71C4LXKMIJFBFQKUSkPdquJzq0whHsMrB2JxhRhEc
93nc5tfbtUH0J8+rTvbaG2+jEBCL7nIp1phGCCsv9Zp/DC05BCowhhyt5xkwT0
Fj3qeFPD6RoFVKZXRv46wi873HwVnIN1JwmgA7ps0icnYcjgFUREJdRNAvxLmaay
Jb1eWaYMHxP+M32QXlm57TSCmjsrsFljL2D6qFTJETnfjbieU1pBY+I6t6yLG8wF
oht870PDkoQMcyjDbBaX9IUh7Up/u4mLF8efu6vFQPNsfyGbx25yfk7Q4CFDZkpK
b6weiSTRZ7EdrS81Dq2lGTBwQtnxuRFGYgkY17RgNGRZoj64G9XTYFK0hzlygbI3
fdh9uB93R22+NJ5lDm8YMPLEVPvSjKyncdset2jX0c4P7IbivBU8AjDPTeT8g4Ga
yFYA0Pq1NUMf0hJR4tI4j6MdNUHJxd2TiErrzXWzPQVgdem5ld/1PF3v4W15VV4p
EZbURkZ4vk09k2sdGs/M0dmyF/+8EstTnWvN0dGjxrJry5uHAB3nX5bsEWeBT+M2
VTp18fKejs/rYF2lQ8wJmUyk7FkdG37mph7csXpG6cR1+uJQNVpRLsUBA3/2kYwU
+yj78Z0QVBjivT0p+7LRQsfXLQb0fJZTcW9naELgNYOxmB+BvdILRvcIcmm5zkE
mxorwjoIMBNOCowe/Bd4iqU2iELSMY7850HpL7G/ZwwElCuRdScPXJxD8rjiH2s
/ztyDtA3YtYKJCFbgj0wo62Jh52fRlCfZ5C4Zlke9TRE64k43lXJXXjx3uaY5VtJ
aQzZzorS6Rgt0VGz8XRK0ITu90ZPAqFzJcl2dMNDk0+2AA/16KucqtqTl70UcVW8
IFWZMNDDeTmtCsFW4bUJc74DvcKlaby8I4KkGtKbTB+JYqFgkklR1VrLcxmTfDrN
aMpFhdTTCLfwQeZN4vqSLbNDFQayvXti0AxRzRIS0ahzc5oz2DZq3EMnyk0YNhSs
YAvX6XPdKBF59MI1lwZbqRANpQL2J+nE8qGTHgQI0b+AvR6/rrFmD3IlqsZ/U1nF
FrBwM8MHJ2yf45YwnmdI3RYjoZi1WP8jthQMAHjhzDUQC7bn0SkFyNW9qWSM+uPb
PjLrcQanGutMvRZw0G6VGoNnf3/23QgdId3RebPi+1WrpXKfsQAm8hnrZy9ot029
UooUQx9hTLZEsc6cmypJfzFn5TxBtLA14xv6dr2scL9hR0FlaeUCY8U3T08ETFQR
kin1JorqEr68lEftf0lgGUWUYfS+uZMHZrojzBguRIQFc4gA/327itTYPdglB+pf
Di8pf1F7EV+ZcEbVaeR3HHes0fA+okuG7IRvpSx/f+3xKA1uAQb0VzIUWtvcM8og
LZ2+ZHYzrI6vVZrpP9ixVgZCqE1XJ35CjFJDbCPrXKVBikCsIoX/pR+6D1at8GJU
7rNANFzclOG/P8pkNJAKbT636Wu1mt8MvXMu0Gh8Yyc480qcUadMHbEASU42Be5T
vfn01GRpGXem0NlfsDfhDeq4jOHQbQ/tsM7JdIxL0S9lrcAZsRD+bZTgzGS8n9cp
JciZoVkyNmgio1XpS1FbTzQ5E+2z1K2UGhQ+P5wL7riqgy9v8u74y6yIl3Z8pq5u

fj35MQiY8hzaXfd2SzDqE4DXUifgelbg3Za9NLFo+Q/R0j0VCjT/kQUCILnpZa8D
6Ic0LH00vpmNPxCUH8PsJZYkDhLA3nqRDFshhRbiFovTGzeh05k/DMtPuicIPyMZ
0SdR1u2Q+SqMgbm7vgZ4pZjrrrV+4AGZSQCZ+Vhe6t1+Xdi1lCHbsbJGr9Cz9diJ
UVVLXU35aPamyW0KK3jd9m6Z9eQyXdn6HIu1/6o/U9J0SzLkSl7G5MMuc7cwPVYn
WERe7hzktd2oGBS3hewbhdDTYbLLWeiaLAZ+mLo5Vhw/2lWwzEKU/Z+NtE6iDUBE
E9PxsZn60KSZeVmNbDVUAvSx+nXkK0sLoMxyTnWX0fVr6Ckc5CNLLVGHaGZM9GL3
AC8VxCGx48FAUV/CI9ny+gD5EwDorcdzG2J9PQzNMRy0kAwUbjka/6DKq2ntz0KR
TFaKyeK9xrEcZML8mHarXo6mcZ9HcA0KMXbS/30vyoZ7YbXwS7oJ6WQ3ZyG64bQZ
1cV0cDbhUV1zibLXnm8ILyXnOy79Tf/LFlsn4+hAykZdEbV5pYcubrweFc8PwYwW
44pC6gC1yPI0zpa/ch+Ui/Fn01PEpafxaJYPW2X+eTBegYdfXdBtsu/trImVqqOK
mq6zrTj0M4mJJaV15GAp6EW15a5WAEytILKPTXvVgyt6kZAY+TCeu822LYqClrgr
z6KEGy3bfcITRU1oAuF+Q/CAw0iWywVzbtWRlto1pcTU3kuhDa/O3cPKMvhr/No
SKfDPVDANVZwnbjW+qyfZwdnI9LRtwmEmwpIw1LNfahPSDQgDusViJWT48rF0Jzo
3gp1Ilwl9o5cxKHxKtQznoT6iQTHk0zscKxvGThJLfvT03VK+W5Eiwhht/sYeGX7
AKoMLvmSjGSh4358akdsmGK2xnr1ryA1facq60oeBeSGgW4pSwAeuCjzxoS7yvD7
4GpHddrHnfasskJptqBj7/kLyC3+f9zV8LM0bUcS2GfGIIlHVsoDsoMbCY1TID1G
70NPsQvMOs/pAePxHyGBI7BK92gGVaxPxB9Y6GAGZMWru+JDbQnJBqUqEdIU9P6d
mzCJ9ywHIWwTgeYtttWQj3E/2VRpoaxv2yFHszs3tzG/fGi94JGpT7moCRfMMpm
1m6hE5LYa0390Wiv+YgrMMXpSS3hh2Hu6JLZd+e7R13P+nTmacgnr6ya5tQisehp
L7d3mOYRej91GGPikfghyCJL4zvIpxJn5f6V0b0jAjciS48USTL/nyabQ8RiDZL
5MV7T0b/r0jcSFuPDzxyjbUPDyWxByyZtI00JE/x7o5aQ92Ph38XFASxSQ4zCf64
my/FjUxL3fseSSxGGUy304KdXVKtmY6LPwv5eRKZStrq9WAY2GFVza4cqUtt/f0E
jHW1MFzt/40PpfyfMjHsWS0cjqbN8HWFb90Y1sAdzkg6gtlnVrAND44ZlhFzQ227
uYNHc2waBIIZXzHwATOZYiNsm/4gUI4j1eJokD/3kWGyRgkqGFyWlng5Y5DgZmaF
Pu3r/8X4sm/dyZjTUU3N1Ek23wYaWhZeCNzg280YCBd+p8Asf2EAM0ibW9KK77zv
DwR+AHEUAY4G8xG2UuRpVjsYsoms+lscjAb09bZwCnetBhAsb+8bSBaGqV85BgnJ
IFs52fw9msmJH//ZuTPqT2VxLftUfQAtki1uaDwyiwJoeFn11FIx1Ir+Zd3ZCrTc
x0RfSZB6F9LtwexWJ22gCaw02sL5tyCy/Ng2VIrTxgtGARWbv6dSDFa3uSJMk+3
5L920QaI0LVQhZhb6yhoCX0Jf6bMrKyDj6I1JFGRq197nauhAmAtyMV/5zJ/avv
kHgBochJIfv3ZFz20XscC+Dhe8LjUoqBGpXg0ftHIwx//C6er3QW+jYCRs0DV/NT
vDudQAd9An0D300RvG5cSZXsRx7Nf/yZ/PSCiVhtQnBSXN0v0TXnFcB28qgxLSEl
qhdE8QZhzGkhUjum5p8KDY9HN9istK0inRlSHZv0Ddg4vg47DnKHfp4Y4Eo4mzHu
EhZyCimZW0Ay1HXyciMjthBs29LzDljdweC2kcrj8JGo+RjD3VMRXLbulk+vXkUa
5xEJP+qGp0WD8VwnDqb3+OR/8GAYhrXLV2nEG/ZSa9LViTuSBj00ztXRjWUPTVH
yjikTZEESzLsCb5muyK4A1ApeUFUH3CAj5Hr77RL9NGrPZtsFStxJr6Xo04zvS
OdH0sWgEbFVYr158Qp6kJePRlGfJaSaRbCdF2hNg9SuC5hFYRze+x5zv6QsG//nS
hTqLJKFhIg7qnsXHVaiPaH0gir9G00WepSqkQ7YFNrh677ACVQw3sS2xN4Ygit50
GxqPRMnT+wNegIr8vB50Zm93Q6QTdZxPvLhuo58Pd/WODPQJXA3LX/scX+g3weC/
ZF2fgK7mDTE+QmZH+sYPeNwM/CL5qzSOG4iL0rGauG9rC1ycggDlzYzc60HCDMS+
GsA5AcifpvmCe/t9QbsK10joILFsYzXxDFSyAHBRR9uifx0awXameL7Fuv3RK0x
70eJl05T+Jj1AP2XgUTYqus0QXkEcCqB0a0d4s0+RpZSziRCGTDR5bl23q78zJm
CV0gbeAcVGo3irB4Fvc2/AXydykgtZaWF4B9DzJ40a0c0vnJV0pvmTceT5/Z+n9I
Ebv3j5HKB0RiBIh0FZ1KEDs5LXq6SxqILNoAcmmUsEHS3xiq92E+H/A2btML0rIt
8FDXubv+c8AvNILrMabmGcgHWtk1sRd527Bujcgy3Lvm1H+yx57F3nLoWGCCgi9
Ui/ly8+D11H1Ryx0NnhWyR1X+C9Hl4Kjr58Ch0EZznNnAduKcYRsWXHRJw8KSLmb
k6TZgCGT8F77DWwawq4ZBBp+pnV5xkOMib8PaBGYPvAdj/3j0galfgXC4qA1liE
auh64Yf6+JRqCjLGCj8SDIBwe2dcFG00XTmcRjtkkA16Ywga3/zIby0rLVwXhi
+cbnFM6RFJ8yNW1ZMyXdGscFFdpvdebAaQui6rPVHPfjbrt/2d5IvIDQ4vtu6Wwr
v02GjmESuRrOKJhxNmFO+xuitZn+BqqhavTm/7BqVzCapQSmkKole5mfkStVc6mp
7CKskuGFmSdksFjCv8toVhCGUisNBvcRa4YcH7nbDt4TEN5LAV21lkUmiUznq5F
HfPZe1LS54XPftFK37vX2iPtRddxzW4eQnj9e1C+8p/zwIiYNWxgekXbTpLlaKxy
T4/1pYuT27cPd+d5elnpjUwGEuIQ6k4h5WxeqcCqHtaA359xg22Ej3Xwakgc8nsQ

4LHHNM+LFxfmpMyrLunmHHC5PvRpT60G4drLAhrE7JiJb2oEY1n13jUXLW5J02/5
c1HxOSHpp07qgufieVIAAJw/pXFfLD2LG74NTmLfYGnEgsVtpGDx31g6zmm0eumsL
0MezjtXkVLcI4JwUfqFMXoL3N0ZjeB5kbh6jsxZFmg9qg0Bvi7rLIJKqIxr5aBu3
Xha0lK3RBYFRCW0i5JvBucv4yPLa8C/BYTX8h3ac9UyTWD3w8My2X/V7ey1W4aF
g7WKPavVgKIW7/LSHncFICsjTouYOBGgPjV5U1JBztltaYRrDGZFWckfV9TBwPN
m9mkPMHYBZAE0UfKMruewi6uudVTbjX3q+EbE4e6HHLuvM5d85gphdGmqRBqeXIB
ZB3MnHeP5Rge94SYZg6/6ay944p/J5H+8unAzK2w8aKWUXqm0+oDUYKMfK4Ghrp
2l/14V6X3chwToft0aCsfn5Wl9pIPMUWEQxsMcBeOgUDrUr+ee03z6LgYDU0rKG4
ij9K4MZCeLjN/5KYocX1G6JbcX7nuJIamXF0kjUez3jSfehN+/+aTnUj/4zJwjJL
k+vtERM/5hwn+aVjTLIphJgPbl9BR6M85nt11ZzARq8IlJJoZhQ+SyaPQDLG14oT
qxt9lIW1KyR5c7H9hLmE704B1nvJCTJrk4PrNXGecLOXLqp0A1a4t+P1g+Ge0zaV
z0Nks9Q8Vgc8w76vGkd/U54LM0A8IbPCQ8X4o2RTlZFlpGcyMC4QnY92tnK22gf/
jFPnL5S/oq9UW3Co6bB2Amdle5LMY+bSC/LTPYModAETu1D0HSTZ6Hz4tpK6m4Q
VENKomP+Z8m/dDMEPropLLVjRya1gx/dvV9mvCdPuONq4DACUWOPaPnjztXH3SF2
gqxLY4LTHpT6m8v0cmRSmEstgGy2Py8Dc90+/BzuI0HCpKVhCH61nDFvopyTIA5G
Om/ojbwaVU7YJtmKzoj0RTgiKfAGSNdV5yIu9LswJw/k5KkWW6EJMMW/kdEHJLzx
lPYpWntr/7ZsvFB3taGVT3BTKU0dMh5vU3noTEXqVTYzH6aZRuGcuPvPUECvnQ6r
MjcH1PitcR9QjATECZ6CdX1guR70ZTbt8eXSnTMUWqI4g/fu/otBGmz7stBsB/
pGsX0bA8TKxJklSqzzB8ummZqHEVNuLgpIdrIqZjSAe11Z/2JeDY0oytnlJ4+PCn
WimHG/3xVr28eGU9IiHkc6z/InwSJGbM9FUWFLVH1464Gnsrjs9P4CHIT/kbC39S
oC49zADlyeLZd7omd3naCjbfIXQ1TYFa0rj0GYtAxnZ5B+jKqGEnJbuCZraFLIGv
mDK5YtSqK7yeEp4BgfTvsbsTn5GJo8GAFbgFdzeH0Jk48HEJq0IMonrPiZC4c6S6
eT27Nc3BBYw+4f3lFBCPvf5hWRSsh4vUyv66XXNFBhilyUh0H6k1oRn/9YhOKQAM
ZPy0NhJdKQ5wradLJ83Rv9Vd7NKLBF3AitGRBJd0KzKxRLMb+dG9GrAJGED5V0bX
hb/MushA0jR0TIxrySiRTopb28QwW4XC53K5irtHQ6byv07NwhQ8Z9odbI/fwgzi
8201IBV6Gmtc2KJAnRbZUOGAzTRsJ7zDnnZrVGARuL+ciajm+IH3T7/qP+hMNAud
4DR0+SEdl7Utf7jKxX9d1grzjACyP3z18dpfdiWLqBwiDqVc100NQ8bw4vwzyye3
ovcjsxsnBmIAsHSBemrsee8WUP8AX+KnEEUNXxy23qLR/nzoX+VoLb/3x0fuDcuEn
KEH4vBbwQp9dqFne3j0D5TttsxAM1AQjDwj/eUEEMwiZo0ApJ9l2SqqTYHqfSRL
HSCynD/0o8ues2rvRAZHIMW7QH00kut4ievMpzvVUBzYRpdPWvx2XwU7H46RAKF1
HbzWlyqKgm3c6bk+Sz4WVKgvoDA/Wvs1D/lEoRcdyG7hyWEJT9MLPshuhVrqaBVT
c3LwpGMxybEt+XuSk9fBoaJ+uforBKImBkD3eStZ7Br0ZVLKYHEVzcGfR5azSlkt
Sd7/2mxgEVRZ9uqu2PR0DXXSjL0lwnI2+d2cQLv3JmMzlhB4id7cxJK+6mS7zJa
TH75G1etYBMdodBkzREscpaZ59aYt19oeqz1kJB+s28w9aH47HU7Kt6LNgUvJdcz
CO2iIXIuCaevav/lv7KV/mrLEKR33a+GnoeFM/32zEmEgHn3y+qh9PCEqrMeVLb
XHuyGX/f6iW+yCBkF0ljNS8xMiuBm6Z/wpuCpMnCbI4RLWj+HZPrAS1i7KCl8cZq
z74liwYwuD2aZecD/10axWs02/k/W1eRmLpii/NQRTjqLb2nzE67aZTREvdCnS2n
n9TJDYpttTd2rrGt/OAfcqkzrc4x0jsFmCri/UHSdK2yd6+uceh7KGv+uhr8dM7z
bdomGwG517mj2Rve+XTPtz2Wbq90QH55QQ0t3owGEhuDKWmtBQNBFB0dFShEmk
ddq7fHQeQB2HWVnza/19cBGZbvH0bUYJ/7dxdXd6FLFD/awTGzv8tMBoFFFEq27
x0AaaIAEoGS0K1memITi+Jsg7gevE3Zc5GRimH40fdmKJQswK4ZscbT/KaMD7GBp
WZBDFbc6Z60bI80m5dyu6uqekBUq9/rBUfjc02LeMGMHZ98BamiNvuTdm2EylS7
Rj0t9yoNAT35klMqrBuc0bGNDCl7hZUZ783rBzVSDpBPxjDjZY6hYP5s1PzB+J5X
kKDZNGeGvU1640C0dQhux0/2/m2b4EEFykHG8n0H4Kv/5G1SW309ruIzSpHP3o2L
6MQI41tEVrtF77Wah10ypuZDTb6J5RsCNDMN4mZ6DS5EGFEkSQNHnqNLtwfXoKrz
CVWZgK10UGLYQ+2k1Tth1adinkroDSfoxZnp+YPowWcCLR+jjC9l1Hf4532ATcGm
Bj701VLSmqFRG0E8VykjZfZ94rb9X1UP2bpcN4TOAypojlwMxN7leFAXmZNgzdS8
zrESpsbFPB0qsk5IXjjsmLocj7LTXz4JsJx0mABqFzx2Qei67WhyWFmgRPvsza3
jjVor4mGL53NAmSYcGF1qSdZwzer/wePf04A9UyDsABLjy9DJ9dRg00Me+Je44oJ
E/63Hms5c8aVX4oHiWYbdbxJ0TMhqwhJN0W32C2GMdxVzH4/9IEqJVDAcg+CdgDj
wZX5G8iP5fiX4qYb7wNUU3NM8BUKTx/QI30PkELWLC9RKLew0xJew+z/sKRnvu8L
u5vSLkewQfLdqD+3SqjojpaYLijfqojDALQlWc/8rwas9+0x/gHlvLWgy7iMpPPE

BTXUPH3j9bcxBWboeBsELChuyi4C9CCM/iEVNp+GKRdVwCGxbx5S3D46cXPIRuSg
IIuYJoKvzhBDPV0rJhUEqMi+jfnso6Rj40LVAuQcmJUkzDcKB/UIgkQc8aIp0Oz
dtvLRLxjKyZkxXqvzU+ZHp19m958bP6FTFFujf1KYZw3xQeLsTappJPNLI8LehGW
MMqh61iw2eba6ptLzfP+ra9+WYF2RBXC6hFRnsPv5V/TcCwTGD3u3hL/U3DG2x3Z
spwVTHaj31yrWKcXMPHLfbFn0TZj/l572iCGLY1ekostvtqoSliS0UqE7g0BmbUs
ugvUFChDx4gCINBtCr1YXOVu+6qy6YL503Jqts/4De0y3McuLgYGRmAq10Cx/cgQ
+FWfDEsR/2z94zqIvIUvQS1F2JmfglP9LHX20c1PQpo3uLLDFLIEP2FEXHKXaH/p
SzJkXzfZGG1Wfdnm8FMZJ2hbDVyDqF5ehIJ2kG4R+Oy5BASzX4B2jKbU0u5tnR3
bJfGsdKnKF6BvcCgpGhOXRsSK5ueeVoDhhEjLfk6s1rj57+G9r9hfyxChTFhks1B
AXqeoBWXLEiDu5hHE1anWw/c8HmC10THVzw6zR4LLRpad+LYETcU03AjOZStcz2
ESaxBeU8EYlXvPGQThlkgb5WAmff23sSwIKxxUAz5aRJFLTKLiLivFC+Q+d1YZWW
JaTSMv8paEiAB7HH62EM+wetBsq4F+L/OpfLPMvnTV+Tbk3pmdAonSRfdS45pOqJ
jUtZVFLot/8NkvImaGLVwn+c81sekkz2o2Df7gPjrlZ2/xS1f8qCxn9GXuLHdamY
chexVxtBR0dEk8eiF216EzXLazSJ2nNjNV2mI/Uj+QzZGmKelFeIE7JDXHqsIZU
yMmH954T4Nk2GVfJLX04cB/jLduow8uETw0f4Q9R7k+UyzL40+++tABGLfPDYjB
spbxymh38Tc2cInzEj1DP7Glpdlh+xpK0d93LlfnrCJPYX8d70JHEjRe8dr0w8Xy
B6FvJXtCNmXLlytCzdIDSHFJXJdIkBxqaGTfHT8A7k57DatFtReY0/G9JxU66dsaV
Q29P8b0QhFbW8df0XMq1tsc6Jz5qUkRi92aUCmU5f30epX2QW/8VQUHF5uCkRShr
Di0WhAXESJY+h7u4SW5QVt2sLaQGH9zHxXXR4A7+Twd6ALt1fCdBYec1m7NjD99Y
ljuz9ybbXsv+kF8GsLqMjTgYlaZqnnkRGgzj1cdk/X+I9njKD0MrcCQ/Q0Y+ZaY5
P15z+E3w413it1KMrsTk8w4DuAxoV9Q90Tytz05XQoBZDsmP0cV18A3KG5BU1rU
/ALDLxVhdPy9oxyp/MOAZ2UqhZnv28592UgP0mcRisuv6bw9A9IUKilx0F6XnkxE2
Vp31BFvksQ1oG0WnpNShb+6MTXRFbCumNqZsouBauZc1tqvmgSpsdvgM7PP3BH/l
0l0pBg8KAXLeTieYyBs2UL/QL8dH1oxiiqpNLcztgixtkBCrrLxRR/vTzJABnmC
wl6H0EZy2m03nJFS0u6wvQY7pV1SnyYZLl3z+8vo1h7Wxm1KZE1xTnNS6NAUgd0
1D60+PwrcfZHLG8Gvy50f0dGw9KODD5ZmjQ0WyCuBpWCSsLC5pz7iMBFGHUzFEJP
/ArE+4/zTPK/CRA6Xs0343GwXmjfglwe0Z5eJug0wemdToj8hg5/1xdt0JD3Evei
tRwinZSMGFRgsweNUNgovZDKGJlk9JBSVANQSi/WxEqjp0s62+byqo/kfv+2plQC
E+fqdbrpoYPS9SdrdhDFwj1oovN7zj5Q3F/ExkFOS5ZRoVhcNy3eIQunmfxE/CzJ
79cMeXFox50RCM8yofBU36P6jRyAlDyge0E0QwL6z7+3D4ZLT3cFm50II40kR0ThL
mTmo4KBqFBQ85Jlt9woCaDJ8ppramYQA7m1fBuRch2jN8cErKL/n1C2CJuATMnp
r9WKAJf6LBgBvxhLXC7zSVvD9Yy6moUdwKVA7XhhSLco/HWziXKqTQvkkeoerpgh
RKV8ICZrGw8B0HFfymxnpU318755VQPQYPk94z+fv9+gl/q9ia49Ykvti+SdBrBz
mi9CoKuovwyS9I4pL/Q+nvCVXzWQwRRJzFV0L3JWWKj4IgrGx2toukIUg/L8Y9nV
2aH0Yh6p40mQI5/FV8nBxxTmGweijDFsS/j8zGKQB1Fs/fXQCXPmo2TSLVDL8Vfo
/dmS7S812z7RLweCgZwSc+jefP5nZ3Va9dz7y441ufb6bL1YPEZSedJzBrscwdUR
6HK9UUE7yRtNo9ttt+5qKpPg66Gjfh4Z56TJpkppnkChgTQtB3sw0sGvI6MvhW3V
QsEasC8L12xAXQT08fUfwSsii0FAAVNZw7/UmjPk8/6PFJQIFkXi2E8kdSeinL4h
9LPmeBaS1T7jnSAqbkWt/8RU4+gSrVl/DhFCaw+2j4JX0kN8Nb5zp4MhvqwnKCOF
/T/EmAMiHp1ghN0cAZLmzpD8tvWP6rWT5eVca1BW0Z99YdmIc4ML0bYxCbSmVywr
Pi5kANAZ84hg00VHLJNKGwanFvhjfx6aBkSZ7E+e34CBM8uE6BeTB3MOSQtIHC5L
5rk/6oJf7XhWDZ1r5aZJ5s24juvJ4TjySEIDMJ5f724+activFq0D2lhct6U4Uhh
dWtrTla3pkqkcc46UlsPgo/App2ewY4KXxm5ZRmFc0/WNkH1FKV1pMwvN+1G4mEU
BWxxv0ftr1p4H3KsAjJPWxIdiTkBQYbwE+nmWLaFYI512KaQsQ7Aut2CmaZ2mNSq
NHZF4zoBaPL9cKG62wfA5PyB5dCn07Zf8xt6tAzWwJWa2Zm2bAI8LdFwxmWsImgK
2pRT9khA2RZ5LlVWG3dxLPLqYmuZKcgNLg1o14n0E9CiLQjhEpYb+ygvMpD83GmS
RAM0r8FZrCjyemRIDUK0FN9n9uTp/6tLnT8aCPLob3mCfClcTtlj/Sto4U94TEzJ
6+BEZvzIo43NoHLsei53xG7V21Si72mv1g8FXL2CsKDKhLX5ER/Aoi+bFUZYCbNX
4Qxq5srPGXye8dwKp8E4IAQ+5vNZmN+/Kb5Dfen9MYKZsgut2mbmknPHarOS6tc
0VnmwipoX63QoMHGI8urJyy+QGhn+VLA5rVEvbhEuZULACkLexu0UHTN+mIEFGTX
MXjfb2ZgBUXKUDEqjmBQSKu+cycasTSXmdZx20yM7QgrWBIfrs4mgjbt1H0uyP7
M4A96Avq38rDgKStqMaG+12Th62NknWR6n2DM74I50WylQDRglxjl0LfewzduERZ

```
TTT/p2fxR02+CQNCC9hBvWRpnx97e1iIMIZYAJIu4Mx5zQMcn6roa8bhVfZYMnEZ
0HFrswzxs2vISnwh31qVYL7b/qZYNWYaxVHh5VDiLp8cP2psZLKKAjWrxafhLbK5
fvfGyFqPGQU40UW6Nzln10y1xNPTwknak+04h3A9PcsRjuTRdbShnRGD+icdTLzf
9N5YFbHb5fX+ZdZTRUDXfxFVdGMUAG6K+SIXTj6ean5ud4J60SWL0KNrGwIdsQFa
AIAuvILaoq96VU0lv8oJkwuWZdEILaNezU84Uzczf0t01tuQke931qjzLoFDChvu
NeM56W++jg0B6o4l9kluw5N0sZVdpxSdK3qRl1rp17KQIL5KbmGxv11o8T0kUf/
r6BeUu5y0eYguSjAAyrg9hPwxDcuVFnU2hEHLK5gcFmau0qMPLVmeVKmVm0LmhZD
mV2sX7j/xnsJ9cVeYeAeWZSLGyqwT4UQqih0a0opB8HSRQ6sXuKWGHMJASp3QTj
WmXgxQLWdNiK9f/7XXMothwuNH25gqsBBbwkteC5cAjnr8417tiNFYPtJpqaI3Ef
gLmXpXZ9GA56g00tIe3HP0wbKfKkQ1aT0jIYqjXQR4DQPfE1EOHBe0+lhCYjAIs
PL3B9gx6ppGyHv51CmGjCIyml828xz/5HdQci3IabDqYtx2PDE45V1dn3ZpglrWb
1VYKosZ5zwKbDdyv5erAZzVI4raq35PzJKndUjgyaIRmM/LEp1E14YSq5Qd6wWR4
t1SGxbnJ0bu9L0dNdfG7wkaVeh2BHQAYXj3JZOB1K4x3ZjUDIyuuCRqBdP3JeUHW
E4H9uq3/TsdaCs8q4oyDbQcywH9F3n+qPXNgjhENbFMKU6fYc/hC9HRPRkCpKdUn
E8Zvxan7GDV9zAHEshPVJelOIJOoIqs5sxL2S60gykBPm2/dlSweFnA7njVzcEYe
UA7kaEGmZS8Mb5jC3/fbChfLtf9hXKSupYWRQ7GIpx974+tdWBCsnf+rgYeYn2/
gdREgZOLspZZ9lsRtC4dkM1YTGiw5dVxDceToL/d94Fok3h0Phum7j8Ffze4x+7H
Ge8swp4155V+NWmv/CRxmYSMnzLU017+PgbSmfQGC2LxpULD/vUbfkv6JBVEJypz
QhpjUrsQ0IN8gNXx0JZ1vacFOCQfF6uWRDrf/bT9kJj6SH6b0SF+uFNtZVDA9Jh0
fr93ahRxjbAkyLzFb39DxBnbhZND8oUuP08DNPGJtG7xGBUceM98K9xQQ/45CgC
cJ14S5rnD5TH6RdRqMe0E3E48oHqE1QZ+eH6LrFZ25QHf98aVFDxLLfRUIjPEoMG
uU0wHv0oVMSBWhyiE1hDzFZZuxsDVIBgiEVmp6ucilf+b4CE0ggyVaTxoRxDKwQH
YrDk7s5DhZQ+sJiK54i3TY05zc2VXFzh4wfoMS0NoRxmT52sQ1itQ846mEGUT+SW
jNEDrX0fRCw1x5P0kFzby15AP9dYdeNiqrG3T+j9+wBbVZAg8du7GC1Wo9DM4T7I
GbGexPMYiMd7aw9UCYlxaEiDiD8XY0MnpJhf8eZjX8LG6wFrCr5f1aJcFxyPY2sh
43owa2pl2l9pbuAyc9yMvJLZZrukx5VQ02U9lq5f/W2KEY5cb4ZMz8Hbz0f7XewZ
kf+e06aH8tW3EmmgVjn+RN9PEs0r4aExddcomL7rJsZnSsNL4LW3t9hAo1DNdfQV
hVHbUdSzPQKMTvYTKvG0m7i/NBHnd08tR7YmBl165vbSb8jB/Mboy7aEdxdbijRR
V0tshUZjflFR7FzBuIXreQPd8WMnX37RqZsEHvKdOh7V7SY4RWF9DW88yPnFGcCw
vvJRS/+vsI4q5GBgpntAWsYuzPw6E1q98NGyUmWs4ELMq7DJXgYT3JozT1BlSKxg
0eJbRMzYFQLyLOX1Jyjk4tHKpikike4qPYKU6chcwMBaAh3W+G6S9f+MgUN9Libw+
PzLKGeLKXMXq3UC8s6UuEa80QS9L9U7LSbNuCljYmd5idfScsq72TX41Pm/+dTt
3SjtfFn3psTWYYOarJjDkw4KTIRwLkBmic8B2nzo2nxZQPb0cd2YK+o4862UkJ
SdRVurYLCmIE0bw9XoVRgvlC8ChW1Ncm1D4PM6UscJajc98agTLGjL9kFZeK07qq
09Hvy/Qj6RNAoFkduXI6tFa7lpBmhHR/6i77fdqihZk0SIX6zNdVU+WN2YIb72nf
eNVsqXErupPWfeIGTW3iMWODdWwEzmmGw4iL3KzU/QQUbL5UdY7IqbhSFthL0f9a
JlrCZzKT0FJU9PuqZhEnSNxsVtLqUWX3oY9JXS1l9ss1tlyi3+mGqvsGSN3hTpR
F5hKb02iCJdEUM9ZL5L4wCVWGjjyqQoqWKUGaDhtSchxXbV7JfPcb8akkjzJmcXi
rjZjCiemWIT3f6PZDdsowtbMA+cJhf5paq3PpEEaBqFGYgwmJCWYVaRco/KoTJTM
JY/95Ed7ozvR50xzSMNCAG8XBjdtModlgDVtlanZQ5JjhR1lHf9J/3gs5ZvzwrU9
sC9Y8SVcrQG78SCAZORTa/scu8BGqW0v9Zor8okVvk7IiMbMIj2V/zSsAVhY2w6qm
2kh7EGCuGfD0Eu8ZLZohXoFsSwKVPE90QpwM5lzX9Mosl7hyXbnQdl3Ek9q6Rp8C
M1a3MGXc009sfWaS46g=
-----END CERTIFICATE REQUEST-----
```

Sample public key to test the SPHINCS+-SHA2-192f-simple post-quantum algorithm

Use the following public key to test the SPHINCS+-SHA2-192f-simple post-quantum algorithm.

sp192fpub.pem

```
-----BEGIN PUBLIC KEY-----
MD0wCAYGK84PBgUKAzEAKYNAQ2b5QPWsvVjEdJ1EaL+i6gYwod9qWSrIIPwn/bC
jGyLq6T2Aqwm+AFt+UtA
-----END PUBLIC KEY-----
```

Sample private key to test the SPHINCS+-SHA2-192f-simple post-quantum algorithm

Use the following private key to test the SPHINCS+-SHA2-192f-simple post-quantum algorithm.

sp192fpriv.pem

```
-----BEGIN PRIVATE KEY-----
MIGgAgEAMAgGBivODwYFCgSBkHHzWUKhenPqr fHDz/J8duR0p0h5mPueQ0NyUtpF
T41ZqgTLgbnwdDq5hJEpKq+2CmDQENm+UD1rFlb4xHSdRgi/ouoGMKHfalkqyCD
8J/2woxs-i6uk9gKsJvgBbflLQcMDQENm+UD1rFlb4xHSdRgi/ouoGMKHfalkqyCD
8J/2woxs-i6uk9gKsJvgBbflLQA==
-----END PRIVATE KEY-----
```

SLH-DSA-SHA2-192s-ipd (1.3.9999.6.5.12)

Use the following CSR and keys to test the SPHINCS+-SHA2-192s-simple post-quantum algorithm with the 1.3.9999.6.5.12 object identifier (OID).

- [Sample CSR to test the SPHINCS+-SHA2-192s-simple post-quantum algorithm](#)
- [Sample public key to test the SPHINCS+-SHA2-192s-simple post-quantum algorithm](#)
- [Sample private key to test the SPHINCS+-SHA2-192s-simple post-quantum algorithm](#)

Sample CSR to test the SPHINCS+-SHA2-192s-simple post-quantum algorithm

Use the following CSR to test the SPHINCS+-SHA2-192s-simple post-quantum algorithm.

sp192scsr.pem

```
-----BEGIN CERTIFICATE REQUEST-----
MII/+jCBhgIBADBCMQswCQYDVQQGEwJDQTEQMA4GA1UECXMHRW50cnVzdDEhMB8G
A1UEAxMYU3BoaW5jczE5MnNzaW1wbGVfVWVudD0wCAYGK84PBgUMAZEA+irB
FrQTtcqWTH1biT4hxl8xCiLPNJhFRFQHwuOd1Dt+6h+Zv8lRa0Gcgtbn1K7uMAoG
BivODwYFDAUAA4I/YQCN4P004yd2A4wIbKA/a6Cc4AEFjXmKJAZH5KU+SAtg6fs8
eKUWX/GgfYl4dVvwy8pRTAh9WoRtK0ybdT/x25tshOW+oyogv+zF6jGB/bafbmVq
gLTNDdWg5NrrjTyjMcLbSAphiri/5jAz0uL5l/y00QjMVex1pUaZCAv4NrGx3rodA
s6xsQhJ2xePscFwi0j9pgG5cz9H/waUF9Pnp8rhi7LF7zqP911WUumsJ+8ms31Ej
o1IVKl5H0rx07kdxxVAsD5fxTHHSz5LJ9eueYSs fHJk/cw1Sh3sUBnHqIzKGW7AL
Ch0Pow1t6o8Qr+XMjdBv5GF5Sm+79jRnEiu8oGnCKsvGLwSZ2rpL3z23VRyie795q
```

qDci4IUwPLTIZifN632euX0Q2atxwJWMicH11KQrXHRORSiZsed9JuMVJqC1519M
s0u94ZtzSZCvYG05KrHXZVna5leJNFbw2JDy2Lp/+04VSjMH/Bq5YMH8PHcWX6SX
shARL2k/dHIi4whIsle/vAqSjQSxdDYTghlncGJG0A01QExv+tLycXTBZR/KXx
LEoiNmZ60W2XtivvP4p995zqxHThHyLWr7wlUCGTdR+wWm1Im1+wuPYDGZHNt8FP
MG06G828RErFbTUBEMvkQaYBQWusQDB8myG0UH408CBnzFuubiEN2c/Di398EuxT
8/tmOCM/qFLK0Z0QsrrvOUlj4yQw9IWi2cuf6vt/LaCPLowPUPxGT03fnCZgT0MS
y8YkXo0poqaLptFSb72QSi3TIqv6STYhbbJSkC74rIimeUUIcNN6y/jlc9khXpK6
gD2hILNo9rQi8arVe0rr9IsaJh8fm9TF7hFJCMzQ34xTeKiDaVU/dTL/gRF0Eb+y
i3edCi2QTgf7IILkjiwi/vtVLEll8Xq310tsxj+mV9Qabqw9mG+KRjhUFC+01ora
EDctbicr2f/+JxZB6QgsZ8QxKF6ifX7gx4Bfo4w5f01pTUT3yj2pnCylXe7tqo0x
+HEGXC6pU9NZsIPP/u4+4ogn/v0WEPbZUDywkBHWLNfFo5oWE+ig4CFs80NHbl+
qK6a+k24t9teM3RUt/zbo1nIQudsfsMihhri9HQFcx1XUbeQXBrzXC0eR01BAUG
SymLpY63P04T5MSqexhPBhePVNZNIYZ720TmmLR+hZtY0Kd0/J9H2kqNWDpbyTF
S/N2lAAoB8Gsds3XDAVABxSjAsk3EY5xN/eFUmiW8aa58Z3QMmTHLO+Cvbk4beIz
2acB8c/z88sCmaK21FvZc2oW9qXWDkIqokjgYs2/BLJyrPhIek66cinFDLKE/gLg
Gdxo2m0tR7e7sEMlyq2Puf7aXUNGBwibc/IJ5ciaTmmXwhVoWRdrHnBVHBFgfNO
6T34xBf5sypFoQ4HyHUH6MSRLW3l2sLjMQberIZ4+vTa5Ds46GQRBtdqNq8dGXq
4DPXlfcNmh7eUZEKZ3kD9N9Cq65FlYrNnabJ/mQjheeD2RiQeMCKA15e5KJKbBr
vZF127aIMNiS1v9iFxmW4z0YtgbpuMXJwez7NEMFUN9UAw1RizK2JnieZryJ5av
V1ozmhrSIGBx5e8eQ7mqz5AV0P/ULSoASKxAWziWkuP5s/BS6mYIZQYXGzMzEUy
U/qrmeNiU4v+tI4Uy68VT0D6kzpzY89rNSylfzJMD1GA2ReCONZHwVKUms2X789s
QJ4p8A7rwcgVmdkn891hdzEy5CK6hNJtuvwHrAkWBaJo0TaDFhsLt0B4TGql4oYgd
kcvXs+k0IRRQ11KmDyamzX8/anR/aic0B4NsYE51GJW1H7gZsfoYxp5ms+qJCwSH
g2R3bp2AZkve/sjzi9y3MWIzi00Ro0mat+7al61osPLFlzNwobzjpqeEy87Rax0P
W63RxxjQ3LYhPOZ+wU6oQRw6EpxoBVRVUPWLIMU8m+X5IEQsQv6uNI/TBFppbog
wLPU2EI3Zx6vk4GgivGjqRV4dsv7xov2QA8p4UsaKQ5V5cuWS8KIhx5lxLtUTq5
QDgLfIVZWPfXaHQLYRHYS4dyzI9IhThS1n4SzzMaMUCjdf0a53fiLo0rjuD0S7U
y5g0plKSZCZv/3QDsrrBpSRwRpTvtBZUAgt1J30ZRsjY2x4mMckK7/P7moDJ2f
NDBLX7aTZ+U8rLkvhyU1dCTJHC8o0MPHBE2Yv7jo7KeK/ZVNjLAjpYgWwn0MGPjo
tLaY/kE2JJqLYOX2iU8tnYk+G2Ud4QBPS+U+IX+177nfwc0a04JRTbZTv0Ib7+2p
Pot4Pv4rk0ztYQeBFLqQn/WKB8kk5GpcGdpL3ehzio+Sj0RnL2et42ZrFmhxHCj1
CvLv9ZvWcoy9HlF1LJGaLHG67CjG8MmA0T9XfLGIYbWIhkZmBCKHW8HKPrdh/8a
DbZjj2pUMVYtfgsG+4ttaj4/uW8zcdL9jjw7njeEf8yz4g0/czGw0FeRLZYANr70
mWXZdIQrOzp4UAe4KWzP32pM541N0djXsdGtvtZiSAAVDxmYGXms0XwUQ7+MiDjJ
gQCxXBEMfSx7iypWAMZDbLje6zVzPmqpbQNXlk6iMq1U+fs00WHZLDff9FufPta
TcK+w738N1luEynULcmowrWjpbBobGr1XdW1sDFQso4pcL0K10D105GjKNrhvqdl
osN0JGX36iLSoE9nuIdu5pV7XQRo56Wzxy6Ltoom+5/GGFqeSuLfvG5qRm794qez
QjF6j93DninUXT03meiL+U0rrYT7Na5ZrXpIjkAGLfwDn8WGZs5a3ig97Dd2J0u
C7hqJnrXS6KnYLq6nzH8acQQRukB+zHidHJaDU2Ltk5pxdCcMywjn0SJU6/N5Ps/
HGcyzonCxG7buPQd7zquVFS43NBicr3swucmA97Wiringir1wS4tx7Ugch9yeRsCnu
Nw2ly4ru/yFX7RS8NuYM422N40rsJqR459SmC8W5dE6Di4aNYqr1iKC3xW3+3tiz
5ZktzNT2pzdcBhvbejCTHy4GpWyNY2tzfhJrqLuVfWfaVXzA4zjSRpmtn2G7387S
thA0n8Kf3cdfpSCfNXqzP1K3c/E59fMH06df8a8VfvWrNHbSRcw+/JOL7/LKREjw
M/oUgKvb+6KcxaUfLjPa6008ugHLwWisodhlwXHOYJ1KPE2gUi/UX2rioUTMN307
J8KxEIRLgX70FMX8I5DLkglng6d1ZthXvswvGVT/we59mWX+96EEsK+9kR/VAoE4
wR8IrHmARTF8iydmjMEe0Ib4TwtfUK/t/i14CUD6xPLdA5BNxAgTcB1lrKwidNxn
ErtrHQHVWR6UKH1o38dJ7hGJqKjLeStotQB9BTGh70RskBYF9gR8F8xTzq/FTV+0
pRgmNq1pML/5Y+Ym/rXvGWkSNzFQrLphWmxFQz9D8+nM1n3MPZd/iNxECq4q3rnL
8ktUdZasoWgaJ22lMDMD+tb02B97UytceBBYFnkL+vJQ/kYobpA6xUEIbXjBNfeS
XHGbDGrj1oTToC0MDlt+xI1eufIpgW256Sb6GJ6LHReqAabLqXTIvPLR2lvGs0vF
zp1Q1ma6FMxLfcVEQg7Z/4Ga2DM5+mYi0lBYdkyGvryi1Py405oJ/QNk0Hf3tyG6
j3idJFMDgDbXil1WTRek4mLVOCJ2DTQRfMoRDMwkBQFlk1/ZsohdgcUdrMKSvgLO

EK/KysJdRzxdw0l3e/AswbjRMLfxmWYPVWIq9QSfsAqgG0kX8KtOv6wX1SENV8
ruqcf3LKV62Uu0yXmrX14KF5SHe4aW16xeQ/6SrRxFQY0Sc4LUJq5Mimggep0+q
8dczwV+JK7q8LLXsJ47SAy8BI9ehNmU9TGMd1UCMwORrv6qV3TktfAoamBiFSP2/
S0ltgwItHG1hfrl7nC8IXfeltdQ/i fnz+NCRexLPrY4Yg7Kq8K/4bB6k+4oC82F5
0INasqy1/Ps0Muy/I7HazDOM0baS+fywNUyvRrb9Lpv6DmuHGJkmCvwxCdYGXCDH
lJDL0fNG7Fn0MwVW5wnsl/yZ2RyKvcg2/+M3JyjwCSM7MzRSLiLLNrxjXTu0VkB+I
N5A2BardBdXpnn/KUALvGAPZMSh+dWkoP/7Zm+fWMUR8Iytz1eu9cZ+uQI8zyC
4HhSN2QJRG/GZiYrl+ZLNhrvtmrztip4p1F212cNWG8qy10ztnBkqEg/vwyNMF7G
P8RJWX31pZEY0puDEPSybm4PDUW8GDbbETiVbrbHVsacMw8k0p0IB249TioNbaIt
ziFi/el4GzSK+J0Q++eT1LVPj/jayMn4GmgK/PrEIEgRJey0/mtIwn+GoEj8p3v
hh1ImFPPRfmf4Q4v1Q7XWdSp7hqJTY5YRDYRr+sL7sCRKCVQPC9GfVFNnNR0JXIX
qVGVIt1Iqe3iX1P0L30f89HVInJ0mRjdE6cAFniMwUyFadwKbKK3M4L9hcBeLHh5
PRxw40mJW010cG/diyCNeMKbxv+SLUXCZkWBQxXf8EQhl7f09bw71yFqaKutaJBI
AKZr84E5743awDzjyKVGbrsmdm0gHx1RtKynPSjGCJJgmALzHuDRtxWpA7Dk1pth
/eJ/k9akDSiwUSxsb4gQfp5gGwBxH/KuqGINA5d+eWxb7Jdm2EMm7E2hPIn8meKs
J4gdMtNhzNv9ZjSnGxLDu4tJoGeCdVEUHigpIH/yCjvqnQ3Qg03weSdx5M3S88hK
x/al6/IHj4gZurKEM3Va6Cyp3yoT9NPwymU7+wdgxFL8667GxWSi8qoFAFeLABUz
zB0DCy85qax3RvC64I8+vu2/4TI/xPA2Q4gkRdEekU5ucAXQ5mUwkfwDG0JmwaRr
/vac65G9SDTWbvSwlNjCuxrtuMQatIazjWzPe2izAtR9lK81b/9toyrvtFDLidn
SRJEA6KD8B6XuWMDmvYARMIK6Kbt/twfnknfBl3N4jbmZkMxGOjixwWQV+H0Bcs
EzE91o3/saIWqelFymoT+JUK04uR+V1Kt4iZMsXtuqn79jv8g6v8g4TdIpbvByija
uR55QMPZSmfBlhgZHATuKYLER5XEKGoqK3BPE6Aj2f9R/6djahY+3kf7/7Ch+8Am
l77FBl6jEt9nBxRQMduwWJov40kroUcQoi+HCzgaCkCW00HG77Wsh9jQq0HZRJu
SmU5EsZgJucI0s/qQa/pBCZA7Ui8ID6WhevGjX6x5/ZrSx1UBReDMAaIEejqjacn
yXD1/xOVJ6WPB1+bDm/v84z3Sxde0f/jL2UrBrcTyaH0gl7y7nLHNJqWR9aJH1QW
9s064LbFmXKL9ft+lG605ap2FoLJ9X/9lME62a8mNbsVczH/n1HsdJWlu/UwPRGE
yMt0EGVj/6JcPtlZ7UTFUOHgZGkE6KZepM1SDm6AhxPncWeShFMjxdo1c3sHvuJw
frq90VxM2H7uIN3ptmNzLCRChA8CFo+EsyVgLhPsow7bVa67Sgtn702yvlRctYcR
LECM9+xTA6haZwNb6iqwC4Bh1+h0mjR1oLrz73kwCM7IcTCIwCP7xZXtRWBxuvfD
rZrH2IWy00mVKro8xFlFmFJpCjWbZLQTdvcKhD+STmbw2wGa71+PBKl8GSUZef
2B9T7Hda5VmBz9iuD7Ki12513LJCa4d7RF6hVzvIdYAtYbc+AtIwBmBhb0B7eTww
TJGDMpCcrPoIXUjHZ7QN16dlTKMLAx6cg8FmWiySXRgmbnEYE/1s4IQJrTM5haWC
033HIDCZPhhQXxiLT2VIbboZ0pxFTYuGpSIF4ReyXl7DEia7mqOU+EAacz6jrZ87A
FNRw4HBLyFAZhr0eI+59b/A986NIv/5uxASNv61ogTw0n8crYnNbCQCPivYwvQ4L
GfE2kQk/EY22f9zc6K/DOVy3HBRiskftQWetvCD+j4UHAENsXV5HJFdhUSnhFQxY
OvoqzwlK4nh3E3XxQ2o1a6rxqZiJbssetFERx9ecSvkKMT0+d9YQ46spVM5npeP0
B3nd0Acoe2DbjfwL2HhfYzQc1K3N3WxcXhy569Zj3rey3BbSPOdbL9iaIfxUPxhM
uCT8aCKyzAWPgGg/MVMibq+n7BNeHdsYPPRkd2xUJxYQicSkKCSN7Wc0+0nRpe2+
l0L/T/cPYt0dytio9NDwcjI1e9D61A8n3oajCJhiP32rq/Ey1plyzaDHPLPZ8AOr
gW2jCLtFDL/0ozBivnBRtIvko003uhMNIffwju7UGosOZQRGL2bLakmsgo7EhaASz
tMPHjdf3ukCzsZUVieeUc0Guo187T8+Bx1H/uW3RfWd9SzlY8Tux7jxyWv6suX2v
9K2vUtf/2vzGujWNRGMGRkiLX6TYuvua/g5ehtMfG+DRk0imJucP0990Hvj34DHm
iLLYHYm7aE3nfjtXxZGUCIIsvSMtoSN63v8/+Dmce1KdBXz+mYuY4P64Db7GTtVA
LMpr+StqHiyVkhnu08JG0U2h9cj69tzi+NqStCd+cd6Qqq6P5j9wKxVtLMh5IjF
a9ahGAHBSIri7tJGPiI6TubG8gSHX8Lz52QbXs9RqWaQFGLc8ZaeuK/P11LzXcAl
9LUZfr19JYeaC4wh0BtdDxt5t7RCeZiFV1dj2kdCQIXh8nYC1tzyRXaq/rFASekg
ZXbQSeF0tHTA5dUEiKbw08PrUfq7VzaXnK5/nkhxQGvVkgSNoDF6LhJZ1e6APqtT
RqiVaUfbXqdaYh+fLasVirrVgfAN/kLeUNq8KPMFahR1mQDcYJdynZI/SwcI9dMC
FtcGKQ/a14IMnihR0YJHpdWgYXHeXqi+Ky57SzxZ/cej0wEszKY4GS7th1rNFex
kHQeV4JTPlvZEL4w0eDTCcILjqqbmcz7UV3ss1/aAGJZnHSDYRwJIUWw6CUEIggG
R/gd761ag6fY+GkLu2rI1/ir30DWlySZ20hPd9T83M3c+ceEKM/4PEBMSbK7hw00
s6MN0EXqTK2XsH8vaJec6HEU2mIsdK25E5f0koK9qdWFnT5CarHZwUASF77mKozb

sOR/KXJ3TbLUV1ENcOut5Ih23+MfSfxSuVcu3Ixn7N9iSqqsk0vSkpuUmo0rYjry
oTpaUgs9w8zmpkg5JaF239TLLNwEf0gFpKwExYsjLHTWtXka19UoS8d1TX9auu3E
M3c75U+KkEUQgHTXFFC4zgTfCuG8JtbLvKQZzDsJpwKdGhru0loQilivz28/4eg0
3Zv+DwLzjX+OkPHwZfQjQDR0fiKlj36GjZ2ri1H7ee1YwmujUNoPR60Kghfc0kyq
oAfyjybJVvd7dBUQODlM7m0Zm3PLEBbKKh4EAcG64VEWxzKBwWp8gLI0dCd3m3f
PzGvUyblN9dlwgTE4JhMZtkTSyPDBdHmEr/06ogr0q30/COLAMD0lv3ArQQpNu90
ghfF0vZ5j7QzN1rix9de+msRrbMLTY+ykkgsfUyMU0oqjQKp7CiShOmc4Dd+IgQ2
ixoh2DlkZlt8w7KwjKAhbDZYzX+ttqSXL4gQilW+AG+aTKoZTglYOSAyDDR6xldJ
HsI4rag5PWWryzJ+7C2T4mE+7g3E5aew/m08lmMmwTJBHNdFHZeiNumZaEnUpDwd
jPw42YMhKNNJSq6GJHREq1vDgC9zEIyf0caXDJS3ctd4hU528lBLS/4K0ZcRAAhk
a9V8Z6h5zDI0mL9YAjWxn/mlhmykzgjFyzyRZMuNqLWUbSTL8MCDfCh6NEJhFDyB
j2xUAhyloEw9zW+7Uiz0Cnl+ytjVxIDf4mPAXnAYsLwJhQbRUSoQUn0GimWKj2d5
DhU524M/ifnSyC6dt5qVWtVuhwe06WPG/Q6TPZ9xcSbVMoPkPH4KnKl2PH610Pda
CCDHPbTExZ0B3x+QsHkXZuq0Sfrefe/r8W45uiZz20hsButujlbquokv0UIhjiP
qHuri7hQf9/4vzv3T8liAuaCwZa1kvazq3CULhE5hHPaPetB+Xu6Thsr2yM5GWL
prREKQb9EiyJnavo5srz+QgYqxXHaav71tRf5u8pLRI4/v/BWz+C00leSlp5D7xG
TswVb8bYwoX8Y3MnN0vDyPZqTHby28ExyQrSZ2JBS4x3922gH+34CctLTw/X2W7h
tLfUh+NKOuXBQ0ZXPJRjIqcZ5tFbV3eSPEXTezWG7U5e1queA+0zEgna+Uxeajy6
qjZoW7bRyLB1lbSRutpm+6M/4EGpykwNRt+Vzpo4YXWxTAHud0JJrJt2hqN5JPRu
XtC2r71uFVwend6bB8fU5cX+340qeuhTkeA0uiUka68qe6AJrACVvhxv10hKPxZn
ot1i396rZL4rm/YIJPuIE9DNxQhovrFYwMSiRbDXfBKbXyMJtDt3uJvir5Bm80dG
+VnWpwSsb5qTp9AuFwjIZW5BeVp9w1PbmHpQev5aKp6xGZEhsnoQjvQ4Wo/u5vWR
RaGR8LvezKUF2X3Kycmtl9cT6DhUd6uIWPJLewp0cAE8tNj+MfXHQI6r0FgFYP12
uuG92hnelLiioC6Rg6JczNR04E4n4AGeC/78/e0wi3WsdCV3l9CajoeSWpSMx6rX
/Xy4XU5bsHW+kVZiPdm87UGKCP7j/A6cNpRWnlWqSf7ejrgKIFkiDu4wCV4YkkQM
Ty4KkJT4LkXQzxDRFSzyBF1jft8LRd8nTV9pyECKo8D5sI0mbazYtLB0XfNn0ThD
aAJ4J6vi9wHdC0BenYgNZF6LPsg406+KYRUzwsBzG6WgE8yVAG7T2G98exNoE2ff
iszs/9mKYFPpLRbc/MF9gfy4GG3E7wNH84wj9LRR/ZTpJA7UMy0q6ySwdUcdccgV
+lr5iKkkuyfAM4atIACQHF/XYpbx1GFxpTi5DxoBDL9/sbZc84b0X9fbKDjA6amP
9h4Z2nL6DbLbx9vxHf2i+0H5nwegjixJ3p0MwxInhjhUvC1AB7MUaZm4qF1ASbKz
cQzL/3xmqmY0xTHQLR/2sY5kj95EHp7S5AE3Swd4n6unX/6/msw1pXckkCRdtVmr
4dA8igHalZaeV5EzUN3Jhxl/aCnAH6tVAe0HY1yo3Jql0rPxNdBxcu0T4WuDOh2
IjTksUoZY23nBPGLTZrw/5Eo4pe6IHRy05y1zpr3KSIRb+P8IY4HU/Xd9xZX+4/q
0tHSEpg4rtwu8gG7kFR07fYZLE+a1bi1lsuNfmRvCWwgmhbhhZs8rk88AJz+7H5T
/r5gPM/MFz/jxAevVkb9gls4NQXDa3FA4ZIq0J1aTaFV0By3UxTd4iQWsf521n1l
cR8hrcYfZ5Q0m8vlknpJo7rpLRWX6TQ40gGIE6nkNRF8EEMVy/M39lQq4CsFbLl
kYGB8VxatI2Ejtv/Ajbybn668H0WFHma91qJ8XB4Hcflrrn2yexfTmsKohy918dv9
Rjxuud/39IVCFqgrsh1EaHs6v03MpmHx68hmxg3R00MwK3Q+V7noGxCP3olkAwq
nXVG4zP3JkmDF08DoVVVm0RHTRNqu0sNxjWJeDiz6DLkIZYIoSv1cQaKMSyX40tu
8BrLcYInAU5BIu8K3f93K4yT4TTP9FHfBeG1DYpJ4izpS/LMkSyRBFjiyk0y3Fzr
Rgm7uaNgLUZG5ZJ8gTLwCJW/aMPLorEmTrMdZsDkqLcH7GrAUKtrgrwN3vZ//bg4
JdWrmrZGHejaI7U6Dn/GpSL+krd7tuCVz/l0Y8J6qyeQccw4F0Cg02dBoH4raM25
u/CiM07esUg0fRxdSkaI/mGu2wf1koPqSZfx1hf1xHaoE1c0igGn6vMbB9NY5+T3
fTmhsjtXSCJ8SLN70z6bfb+mr8Jt2ibt5kGeAauZ7BAmTkWxSPxx83/++YkbbqBj
sY0TOW0LG+KFTxEOlv0UZeLUcZ1FUa50KCrCUg+Uf3j2QbtFM0lxZHbSfpMe0qZ
mU7WIj7U7aU5AiAJyCLN40jPYxSfdV3rHCjUnVu65WwNXtrifQ0dgUwckuWR/3MG
7NF5t7RFD7AicB+kbzThwxa07mIowT4Y9SnfMvRvUT8R17AKI+1bffc0p3K0V2
Ls4e0eRCiBEMhS+4cwBx03jKcCTJKXjo9b1rphmauqbllyybR417ITC6LMGjZnjp
07KYiBwo2HamVri/eREi33fw9uEQMsTN+y7Hyo1DKn/pQ73INkm0e/c1W64CLkU
zhWVgMT6keGkFawMoerYUCS3ktgzZxKgTXzLLA0L9KgUq0gztxRZb0PdZH3n3D5
wY1D4thSjN7LuuICLnukACsQhLZ0vpTmQRr1g2Iou7gVDGUXE069/5/xjvXM18Py
mPU/bMi0ztktFjikip79Gm7GXlId/nXHfX5fmAJHokf1MT1x22lKg3Yad4h9d091

pIs1i0StzxmU0aoJt4wrZuHQ8dbiXIox28a86X5QYu2iz0zWMW6p7Q8ff+GMBvRn
14LA3sUXauNKAeSjzeOUG+hR4ASSoL/uAjGrU93i9G1DMCTZPNZy5eU3MPXQJOWF
iWKEzkYsKin0BgDapq3opzV7HY6I/037yRpVeHLoyp1u72ZJn7N3G4J9ECJ2/iBZ
6JQnT0hFRbiA9tkYWIYb3XW3L1vVwVZmpShmVMFSL3LZ3JZKTjkW+ypEFdVMeDls
ajvIE8bk67DHcI8l0ABSFAfsFJL6I1Tf6bN4Fn6cys18tCFgYMYruoQEJho1IBXX
FAa4Lz92GYs0f2ZAKhzuePulxQBqQtTaiWpkwcdBjRJvNgimj46U3DmlqWlMxWoO
bwn02jfdbS1nyIrDaCmRaBVvsc+yUAFUXV+f05fR0foxatc2/16SGkYaH/v+SPqC
2M5g1LiP/LGLCXcdd8KmvPyPB5NQScaL4fsdnfk0fHh+Wdy2Abv/i8R3hRQn3MkQ
W08f/pzRBc7SBdx04ZUdg+8TGXuRIf5LxhRfX9la2sfo/M+W1Y5Xqh+DpIFw7Ujb
v6bl+zENADER6Ex+0FgVPMarRgwmKdWH63tf6uoaq4jeTm/ZGdGZxcgf0o+LuGv
OPHAYJ+C42f859kNCatfB9M5SoEAVMvaFjuhJSXZxzZAIxBY8avVWidke3ckHTAY
HgEwCEk77m5eRQ0VwZDZe60HS80aBfBiAbKH/LEwmJ3ABxxg5HNPnC2Ceruq/J/A
Q2cQZM7qL576GPy2W6XxQ0o0ls2U/YO/WVwHYswozUPL9jVgFlxBFAA9F6cpP4TO
929/3QtW+mAJceT+gVmgwnLP3w6sZve/3ehLnA2PrksivP0LTVTu3rAWoBtt7oRX
tLiA4VE4RcJMg2fJq8BH3Usvm6n6+CcP5i5f6wDHwPYBVq7cR/90UaK+XZfNkyVi
V0g7AW0AwL3BpQyCYETXqicSbPE5jcuEvsL7zNS05ZXXj0UYTEyCWRGv1k9AJpsJ
exTriOPHN1Tmfvp9hiMx4MJo0mZSDce75+7dlvQJSNk2XK71xvqtnu9yF2l3v6qd
MZf/ZyBZJee61qAg7G5976CMbt8o7PQ2vmo00IW3bT0FY4dDPqtgwjCiDnnUHW390
PPTuu62K7WfUoJJIUGooz6hlCrL7d4ok0278h8mPbrg/uCwG21zpG3UNsCdJ9T9dY
vA9r7Cb+qL54+Jn+SB7m/aL1lSfc+wDf0sXjdoZlvsZ+TslCd01/urWqKFxf5SPe
/9ANQgn3oSwpn3M96HiIpH5YSjt1wjsJ/RiGyk1ky0y7S2bARKLxXpeBfVwODptF
nnXYjoEG8wmfoNSjshhcxc6qCg01qos5f3WJdM/U9Gn8rSz4KT3aoDRsnr5EMkx
QEVV5aN1ihD/Jwt82IYk4lgrWlee6EBriuLai6MJLpaAWhgAKbIxn42n/KuxNbrw
nHCXN1vbl181acrLB2YM+NTDo7sCNNSdHg5SRT2jTdza0Yg2QWDGCE+QDatZIVZ
hUl2/M5RvTQORBIWgCz/4Lj9vN0ZbfPP61Kreyv4P4ojS47+36Yyyw1ZtaJI09Hz
a7pz6voGkrb6TZL04VqDeRvyK+n2qP8jpwpmomI17+jSPoFmuBmMLxqw7M2AW+so
b3TnByP3muSos3WmC0roLNNlj/TT49sDNH0boADOEWIV/uToaXSSzfPDA1SV8HKX
/aUKCSwDGoilD8aQpReNJEFzDISar/gD+l4McJauW0Yt/Nsx0mmfLXTFLOWAikvt
e5+MGNuM1EBDI8GqeyAMD0lqrucX1926HxTPvrDCBhw4HHsbUyFYJ6CT8tNT/8bD
OMMmqCoedceIpnkZpSpl1Jj6kcFSDfGJZ1lEYTCam2MEAbAI6XeCnYT3IDHJrMM5
WXWjGXV8zaj0zcYMqMrtS+/nM58VYooJ89ARWfM9030JifqE01Ly3PBdxPqByJld
OfDVT3hf6WpLxtv6S61TWxulqj/jNtb7RNNBUtLWuYdqNpa0C1UYQ/TjuU0WLu6F
rr6pfepVV+dYa+B60zzCxn0Cf1Mg7HEdJUBv086WIZwkaFzyZ5ML0kYyYoQTfrBZ
AhClKIzEf/phazlJ7f32YVKbHQ33B0uL4c7991PvfuC0wEdgsc8w1GJFJGcpCFN
UmMbnEcRcOmM2ZIJKPYXSWE6/T7NVQRORqsDYa0JII1E3sEqATYwt7ewF4ttjaUdD
YB0PJycMhvuUiQswmFLPFB0m94EgX17R0seR4D/b4hOmU/CbctIbq4XkWOQlveP2
4vPz908EmJ9LU8zwqQ34RdvwLvn40U4fLcTy+wKqL/o8SgoLE500XYu7cSirLgt+
eMAsvCnrqUEf2lyECfwLPSHV01gWFBg2G3LUFGBjs+utVuvtliiySxajKD0zXTa1
wSmAuQ4DNerkrzoxTFzUzzvzvblTFYPVyHbHi57pPxCU6DE80X+ZlgVHrRyzo/f
3JT+VPtgsGaw+0FhgjM6QGwj/EiXx9bWrMUZEHLNWFw5bMBwd0oC7LJRXLEv+V
hn8EGgmm/WQRaDs91onQdfdiS3qFOSzfoXZPJkqFKxd3PFA72S/XyKLYMXU7t6Xu
jHaCQBZ4h1wm0mkvzK+CDU3FhL3FRK9wJeLjGRJfjXNwYhdj11aoPVL2f8KvTSv
JmwxwgDiRnzs0XqbxakYup6N7UMtjJwBqEfmwip7dPs2fRix5Y8eIaEd0TFVwWYc
0APNVljpdALMDphdIIOPBHQaxtc/PBIhGq73075SvA/nxfjUwjcsMudIGI2eDhv
L5ij1i3ur6md07K9wimtLBWJ1RBnUfboIgzdfEzfrALsL82SLDXW+jsg83xx/dv7
xRC0a7nCE3h7XM6XrBM81L5nnTNET+Sfybi8hnkeTAGGNvcl/UgYj8WV60ojXJr
eVloIdABpACyhzL61f3Mmre5V0wqJQY2YHvg8I7Km9M1nlyzzBxm7QDywcisY8xS
JKPIB7TzgfUEzZ6N9Fmvy0ENr6bc0UP/M1hbkMwH+ZTUIcnxUMDo5MItpW0Uv+Z
AFHyT4f5C1oGbBljeIYqi3r6s6ggxNAFkPTsCVE+7kkSAAhaXf0R0aXdZm6oERS
IPtRHv3iVoTGZA3Y5t1UP6+8yCDD/Dd/Ag/V5MPNjtqUBsfuTJnXLR2h5KkNM0UO
fhFyAs9Jdnh8yJoSDx4w7lqq4xIoGDvhZf5KCh9GMecyXAss3mBSr2I4DYKYC2zi
vZN7W7KZ07V4y8T+I36rfjcdLfvHgZP+vCXuCQRi32BX3wrIyDVVzehuaBJ3sWGa

00vVzfaCRWwze1/6wf5SfxaTz4ffqsLHbNcnXT+zuE83WZv3p08rhU4opsv3xFmn
6oWAp04rP9TFVt3cGyalBEwOYJoDnc8UlzIIP4xmQOJapLAuxX1eFs0Hb/dEerX1
9xEeX3BHd0LEcdJWJwD3VDyfoEAiI/dYwszdt2HpTaTb0mLRK8SRCRsrIA2ZZb2H
8Yigkr1N1Tzb44Qzo6esuyE6r59J6cOVEI0L5GPZGWAKrveVVrcyHDC+U0GkOR9F
8E0r4T0i2LqAPCeWiqoFsv0e+trDPhIyS/Y4+vXtKi iCkgh/7XscWht66FhGZ9IQ
pPolk3hcsPAj3W0bmq375mCYg3+S8zDroeuXr4ARGHDwJ0TaXVnyEijPQFwFkcpb
kcPcJxRSmfQVf4DCtRDHaZMY0Nk76ds4e4sF3Y6v60XgSzh0/lrI7ud12ttihUkp
RFFBnSMROSyD4wgB1ov9e2t+wCy/r4+5IkS4EA27Jc5NnyyJ8DwS61cJ0hFc+H6B
vA426BT90U6S6vp9dDsrj8+Acu475AS2YU8+uT0KvGnYvyVfzKj0iZY+LPzns0Fv
M0Le0lhTDRc4zblb7sSCQ2jhktQ6QUM2Yj3rCXsWVQvI3mdqz2uOY6Rq2yxWGWhA
8iMcwujyIzh0L7K2HUMAfjGmM2pov3mL2Mu8XtHlxilTc+kYy5kRfJ8DgiK/eLJA
+xFT9k0pOuyowTNOEsSa8zleLZmb7lm0zjlrN+Z4VdnXEUj/SxAVgrE4gAzVB2Wd
tuZVjNyxDgtzTKSNTDWM0p8xD3mKNE0GIJPUB4E633oqP3q2C3e4KwryGGMtpAj
09ft1vSyo6R3BEMJ6fgjlttRvSSgkJOzvMa0pBbUxrcpoMJZ6Xb0BEkxSBx2UE8
pvt+RhFcfxj1ffvurJjmt/l1rBBNhot2l4ZkCF2PkTthuA4LoIAZl2Z8ji6P1Ioc
L6mM3uiD6ILmdqHE0RdOYvHkB/AD/fuxcnUca2/3X3Bz2MrezxRMBUxfaIk7cJW
Bmd8xcS4jI5xTXhq/03DIQRVJymfPKt5+20IdMXncchI7ZQt/ZRk3V4iVy7p3fQq
oddyMiI4BVvd9pp3Hi00bIbS7a/8tsyusd6sowKXZN6m1PV3RSBkJcp3dxAygZP
OhyasZEXJ54qT2tvLT2cXWH51XUSScRvP8M0vwOQ+gtxa/UmV+F0t1HtwCEGcSV
A1MXDHTX63bjxnmVCyqVklqTP64ud7FyVjxilcWIo1CuSLpFfGPKc1x1wnLbPU29
woTHhXYR5ZkTqRNShaQKEKxuU08+6nk9u9cY8Pa+oqu3gF7s33nRPjwwHDAshpmq
7waybt+XZcLu/mKYULtBw7BHJ3EHc3YMeA5JKdX5pxpHxAjVvL3uZ7YP/mMhC9g0
/gL2mxT079W5UX2X7v/ldILRw/kx62r5IvtuvhGNv56Bkt9wSf3RXHrdPLFKGdQd
ntN8xqQBPEBBv+Y3uAteY4G0vijZtbfftZQUKBL04LnU8jMBq/7gxy00KSG3vbma
ddzsl0Z+vIHBPD0LubNi1HyERqXKYm2P8AXwINfeyqpvnb/hMCdlt01A4nLoARXz
jrGvoyD4uOGz0HQpc/x0a0+M/NBzPA7kcgdygVMjN0aBDHED8a4BDAww7cuF91D0
JTeUfPCAh/uoziCwP5rU5n0XZEUMNkfGYrDA3dBYNtyg5V/UaCgB2bIEGh0q9YiC
JIQTFELgD7WlP0jzSYy2aRv54NG+foVR2LU1vJ9fzea+LYEYt5/vC5XGkHoMl2Fd
QAr20NpAcfMiBeDRku/RH2GF/EGoRHVuu7yRXyD/cX6q3Fph4gNhycfzbGnzPjCp
LvdeqF6Xgf4ydnXioE1MvEdFH3m9B0JNyDX/qdpgyFMHKQWsuWjuLgxeebbJgDN
+WLSzj8sbt/wkcSXTUwVLzTW4T5CAH8/qsakXuo+BMW6lsfpmpWjVIR+5H14nxwX
gFRh/ZJDwUQNYp1m7cas6tn5QRH16Tq2FUM4MySGkyZpJD20t/Bx5ai8zHLce38z
UNLkzr7CuD4HwKPxMh+SR4QekMvZ/eqyHLNy2SMkYTIH42x/XfSHsbF/MMTY4eYo
0UxcbNSrA01jBbw4vJqjJGRmdT5x2CeVm/wNJPRNCVW1yU67qhS/7Jz4Lk0d5tYe
jwCKAChFiGWCwMtDhKeCq9of22bB1Q4bPTYA/4NxFSuGTi13b4E96kf6FP21y9e3
TLTx7tHhRhBmlKumo2U+f+a3B7Q11LVBdqMFNY6A7ogNXQnXPZspig+Yrnswegv8
itt8TgTkQzMsQU90sscIi5WfqtvtDRFVfla4vA3j10BSzUAK//RuX78LQWaxyJlv
x7dX1CS1PEj093KpVjd13QKp8SC/ZaWLIxXf/ub33efmNzTTBpY34p9jHVb/haiu
gJ3NF5mwOEE2LHH7fYdBPst7wg6SauHXCFdjgYn38/g98nZlJ5b4fuaYnneY39Xb
SwUePG9uwxytTWPSVMeLW2DEvt0FbGR73X1oblc0owmyjdqP1B0VRn3yrqVJ/G1
R6do2U51Uv+0tqPu42UorI4mYD0gSrQ7x+FFTC9mYbJvbUlaSjTA1kaeyDHMQl2D
Xws23eFpPOXNdjK5Iec/N1ABPA5gEBq4jt99Ds4ckP0lsMUwaYmjhn4J05KxqOE
3fePedXYaqniujrw0y1l3oNJPynDhegNAmcVhKR+58xBENpLlcnslkCuzynbPUo
io401/PuPvTdjEUvITMmGdNikQOWHuaEeBTB2b0YbQTCp6usV9zfpNLf9MahGfxU
/KH1S+uTGCfTiEaa0ZdAq2buIBLQapT2EGWUJvFkcO/PySs9KDZH+0XNs8ERJYtk
brSJKC7Gop1e8q7tH0xPvbqDytG0nAq2hcKZnumbJIOkj7EdZC+CcHeVlsCC0UMA
J82wXN/88mXCRKVahlxqDx5zveSsUVhGxBCQGsBdsmc6zb+3/u+Q+w72Rt85d0L6
oSK3c7gYQbSrix58s6+1byjyAkgh2LM+ZWpdxB00h96XUzrTU+d1aqAcCZHUGZy
JBQvQjlHV5vHsFj8ruIziefL2ud+UkWIYfMnV4cr01TbVckSuEn2EyWavQy1zVq
2jtWttw01jibI6TFofF0Fo+2M6nxAcMq6aprdQp/OEvaw+WjUWd3umgl8j9zaODP
Cx75CBLudaYTFye28c7M1JNGRuzY9cWu/bhcUW1Zwa41g0Xv6WtME69EsWH4n4Pk
jJnSXXCykhkVGEp1Nb2YBUd0gvAs9W4/CptZ6MZKNji0mmWL+MhIzEYUfnBm6hzc

80+SBj0XjBj2eF2yWaRJrt/GNwaRe59lFw57CFgnHzGzHYDeQv1R4V7axKNrKayz
b4tUV1PzXJQlgoNs2Rf8iVQZQsXKTSs6t20J+N5pUN1YJ5Bo9+DixjY907HskcTE
E+3/I0ThrLSizc1I6W/7izHu2DFR7QKTPJdTJjHq21LXq0LU7y0yGoQzN/Yyb2Bv
Lbkf0jZ0pZK0EXzWbw/MDP+Y+/kpKuSNhbQENj1AMJoWP7vZL/XOUnfUx5Ti1ELM
3NqI4KZCrHqhaNt7delwK0gdqLsLoHxLNLXb3f2COeobEPHsXNWjYZIj/MEjPx43
0cZX8BrGE4IbVJCyEkH1f9t+N00zkl+i7+dhFtjC5kJstL6wPsJDEDYP+WhWchI8
4+36JFeXSKAQ3u78ZXQ/1lJumJ5l0F4w0xjsuItlyApLtm1Hs+v0udQF+WY4WDnx
5ruEaGcAKihN0ywbTC14yzXnMdDMwELuC3YC/9zTTvLwH4IQ3+rovedgALHp9wFE
fXvco4NYeMpBHJzge/SNABglN1pEXMBzT4ri9ER1//OLxDdzAbFLt87XAVa5n8eL
NYWRqW2P4Qc1lzY7sXzKYTYvo8kxFNl4gp3z5TTnttettrVPQNYZdwJe+10uRv/b3
b9eHuhVVk5ZYpfTUC6q71zefq0+Swb0RGsM2JLLK+K1IZPeaYNFohnbRvkRE6DT9
65U/gb9dVfcIEYvW1xW0mNhMBIocBgocIXS0r9MRugVW6LkU8SjGpy/sJ/jg99+o
tpS8X5C2IX0yWgDma0iwjAqNWxkCKGbcS10sYvp4+m7DFe8G9DLS59+HyCxdXO
qYazleUytrP0wYcXdh/orBx8ZQEBB+J467d9HyjnWgx4WCP1n09mMDATkou0JZdP
ZtK0XsnxI+Sr+Trtkc1Gt+NElwyLv4/+YnybGqWHN/GEiWnqYWM3pRGLKZMeCsr
uF0sBhX2MpoFjLHMzrDur0UbtBoSJA7mpWQZsJKCCfLu7bu/4+8USGqh20/vmIm
M0ArJoSxwcX2icsK9i6JP9969MmhXP7D8rdGaRmCtsDzUVichWbZ9q6Vc/COdSp
z+ivq/h7iCpDesB+sQTeacjTJvougQLC8wLDkh4+HmXsIyfKtFcNhhY54JMGDELI
wxn1NKpTuFw3gggBT8SMW7dbG1kEkcc7AU406St0khD2nQMpVsFjsZAZQ0ReKaQe
/LheEL8uVTbdF31Vkh/rEQbNDjkm++YqXVWT10r+7F5CL0c1WuecORqSi6tN4e+V
/zRgN0NAct6ULeZWVxPxg5glk+ex0jFDJHvQbTePehckeIUAGUJqkMq0xnTcKJ+2
nQ9CdXgM/qWrehQfPa0WocbmL0s4nSXXrc8JK3HLyd2+kmEarWmpdKk9AD8xBW
cPMUpaxMWXgZhfL16ML/MWmT6j9m5k1+LxqBebgV5faQeBsiS8CN1AEI12dntm+7
Iq+cWMPiPa4UMSVuJ0UtGRIIdWi1Ncft7JeR30j6CBceruoce0QCe+wY0Z0/79XH
JztsGfMS16AXrrBhZosurzgoHifThQoxMP5gHA7bikzKen+w19MtA816xQNG82w2
boI5y3f1mY7KLudZsXkVm1+XFvU/GdRmGt0CN40I5YDxLHxwFUZ2kUSxcfcjsWwV
sMXqBlbUeZS94CjTcT27azQrQML+u+cHei9YPnpP8aL0WkuFb8b8+wj/oJ6LxwTP
ava+MnAjQ29pZI75aXUBH3REHQJSMnnjjGIJtXwmMDEEM7+exo0Hhrff8yf2qtoj
CDIG8Qu5Y4RPAa7G1+fQPIXSUEfu2MO/CVSLT3LhpNUPTrrLF02ZvUjZ73SFkef9
e8lToo844x0pkylf2wanJBF/AM43QL+/WRQdPa4gseb8ySyGiuTGANwHuFLkeLSQ
TTc+2TEzPMTkA9G4+NsY5WljRuyjyuf83he6LLk00BFE2QzGteBoEBCTix3LMZAZ
OrVSFLAnZV6699KYIpx3s03VBRWj50SP5+B7T5rb4T330nfCtLNjg99HpQiFamhB
+kapDDdHPJxM27WAJ70KP+1XvFfCjNC2YzxlPtAmifTrhJfxc9kwNHEu/a+NS1f
ZvYy6Bk0LpYiQktcUDYJepobHPi994RdPn6PVgHL48bALIMYljphPub0Qkw9y3fB
xRyDShRWQvI74t/nQxV2K00xsFMF9x4dXGTL1u5TaYQcdWs1aw1p0a2My4mUf9E+
F9cczoXbac0nqtWmKHCWLTW08H8RTFw5LNT4bY477ZS6h+mSII5bKgZs3hnPAiTK
Bp1eUvCBTOY5CadhD8G4f/qVCzsnCmM6G0L66zmn6BNgIAVYbgf05CM6c3u1n18G
C9RVjKNSVN1kEQ1yPamVv3J0a3p2L8kuMONYKkKWF6NRgGovpxwWHTfvdE6RTZVu
mASmjAhv8AVs4dvKxIovTf83GJgvuUYikcIBexffkxGyc0aTA1Co029IRFKmiN8n
1e03TgZ9LpPBcoQKT8W/suizx3wvx8/M6Zqy+xVWmHo3skqSk4iag1zgwE5au6fc
0gCP2yNvkXk1nsmHoz8PIfm+jzwQrw5vSdp7rZ0gNjVT551lcXRt2dbdZwXt9DNl
P3+MQQq3kVCMK5mbxJeMoI92eBMWky/x+ucBCeGFxgZrtLKN0J08q9P78VtGcJV
WtdYXmMwUePzI95eAEve4PjBRmginxprgFvaNI3FvdvoEuXi45mXSPpyYAfTFaI
YwZfXcPzCKZW09ahK0qqVBtclS6pHQN34gsIQS2Dn3SBBA0ToADNoBMBI2i1nwbP
fCwI9Vib00/YRa6GFZKfTYCuLhd9raGw8wYs641zZjm6MQ4D+ep4Hpelxi95wJ9u
LnAIbxJ68BVY0Q0tG+OdQ4dXs8yl0ql7rg1cg73Eqc213NKn1r1qH4ZKu2HB4Mr
l2Kd056/ZH1qMm8qBusoLzsnbJezZ5K2iv7paz+duk33weQLbuoalPNANgJ5DFga
aC74wQLpbpPWkzLw22SQPiTjvbIWyxAEjZgW4ZXQnn03JoqF6St9xdC+x6pZng
0FX3+7dHc0kC42qmEy8wbqWetDvB8+UJWt+Gk1jXwj5LqP35Bt8T98opUxHzD/y
IZ6hb9f9/I+SQaw+1WRix6c2Eqg++l0nvd/f9KcjoWiuUTf7fyYax/d+t7MhSVIKf
D+64lA+AbI7GaLc9Q03MfhFVmmYRSR1+P66HeTxLLbfvD+MghgmMg9VYwLY1s006
onntWpBCU9Fr7K/cmWr/x2FGQWJ96eGa1DyYtnm+jfxnCtYdX5dN4pZUY8LI1u

```

7QZDWZq2w3fU4bLecItY3G7GRRxrvhH8wW92K25+frtJPGQFngHb309VLTJZg9IS
sSFGvg/R9pSMPMTTPM30Iysslukp8MVa8JQ6hB7woLtKNaULus4o9zPQ5GAegR70
fEhaW5sl7FRtuNsSycsIAvyxSGVQkp+MMjNPpUbImt52TD1+QV3AE0+KgHfZ1sXM
LMdSLpMx3442uh0EZjzkrwtw8XixK90MBRkVXciyg/yjkmu8QzI0BjpvSBVI81NuX
IwSqRiGcZzUmsOX/nbeW8lyrwLZyKt2EkxssLnirmFMCytX6I0tGTQfn/IByRYf5
yh9pfdkUqfN84unpxAKH0zR0PjkwCt1IHHmY0lf0ouUgCkAejhusTiytW3Sly60U
APf+JP00Hh0AdbwYk0w8AcFE/SHF3KmMQsEa7SZvgaq1EE0w6oPL8bNTwKX9ja+/
2vT0aBvlnU+phd/uC7/NfcJZfy7D6MptcBMMHzpG5vaCSxtT2awxjJ2Kfah7SLiQ
uPCFG9tPkWaiSsIIeaTVdYEJ34d/gBo1Fxl2kU3JvBBW3LUGJroGIqM1EuikVhE
fX6QbNqz+u212LBQ2l30YRUkn83LzFwx1fqQwn7YWDc1wHbfiGpFBZl3AsHwMtG
TqrQmdSapigBuzkMx4nBk5yWPdIWz68I0/7sQj0Z9ULsR+1XmjLJharVlM3dAPj0
XvmQoAnxfIugVNWfZvgSW2fC074tPHthP1pPWgux/V2oLcBlk/v8eLVKBmUq7nj
geeGoxJph9ed7YQUxyRW/LIJrS65SW2gfbpRpevnwTubc6YW1rV2x6Mvc2+BHcuJ
9NUS1ZiWx06KvU4x55pmsNWxtIRTwjC0ZLtvXR5u5n2R90jI4kca9+4a4qZ6P8
UdC1SFkqBkN9lshhnoTtP8C7ZvSxCfzqEdvZpA1UP+B1DVWw2fLj0tZ33vfADdog
b701Z7tCqsBpZqVSGQLACLZwkTK9EMVqTBBTorL7D4/1yTZAPrVRGTwHFjpyl1Z
OpQicopVsUTigLMfu+0c2tSs68bPue0JNNE+RLLksQQEQxqxIoGqm/iS9Uo86fRU
/Itk4D3QUBjZ1hrxRRBJhugt7w8dVff/kz3raePAniyYqJ/UUvBERk4ANplVs6Z
x60bM30IlvwbzGJquv10iu29gawmJRPyiGrP63RAoSycMkUWgl/HKogDkp6Lp5
VYo+6Sn4i8KBudEaz0YjSBK1fcxtNc03EhBResGRT13Y7DDTY0z4gVJbbd5MheUw
aEMf7sW6KSxUd7e+BXk=
-----END CERTIFICATE REQUEST-----

```

Sample public key to test the SPHINCS+-SHA2-192s-simple post-quantum algorithm

Use the following public key to test the SPHINCS+-SHA2-192s-simple post-quantum algorithm.

sp192spub.pem

```

-----BEGIN PUBLIC KEY-----
MD0wCAYGK84PBgUMAZEA+irBFrQTtcqWTH1biT4hxl8xCilPNJhFRFQHwuOd1Dt+
6h+Zv8lRa0Gcgtnb1K7u
-----END PUBLIC KEY-----

```

Sample private key to test the SPHINCS+-SHA2-192s-simple post-quantum algorithm

Use the following private key to test the SPHINCS+-SHA2-192s-simple post-quantum algorithm.

sp192spriv.pem

```

-----BEGIN PRIVATE KEY-----
MIGGAgEAMAgBiv0DwYFDASBkC9UTprKv3nHRWEiqmFtyyQg+C3ufj/LI9vySgLU
dzko566KWQP6Gjodt6jG8yic3foqwrA0E7XKlkx9W4k+IcZfMQopTzSYRURUB1rj
ndQ7fuofmb/JUWtBnILZ29Su7voqwrA0E7XKlkx9W4k+IcZfMQopTzSYRURUB1rj
ndQ7fuofmb/JUWtBnILZ29Su7g==
-----END PRIVATE KEY-----

```

SLH-DSA-SHA2-256f-ipd (1.3.9999.6.6.10)

Use the following CSR and keys to test the SPHINCS+-SHA2-256f-simple post-quantum algorithm with the 1.3.9999.6.6.10 object identifier (OID).

- [Sample CSR to test the SPHINCS+-SHA2-256f-simple post-quantum algorithm](#)
- [Sample public key to test the SPHINCS+-SHA2-256f-simple post-quantum algorithm](#)
- [Sample private key to test the SPHINCS+-SHA2-256f-simple post-quantum algorithm](#)

Sample CSR to test the SPHINCS+-SHA2-256f-simple post-quantum algorithm

Use the following CSR to test the SPHINCS+-SHA2-256f-simple post-quantum algorithm.

sp256fcsr.pem

```
-----BEGIN CERTIFICATE REQUEST-----
MILDajCBlgIBADBCMQswCQYDVQQGEwJDQTEQMA4GA1UECXMHRW50cnVzdDEhMB8G
A1UEAxMYU3BoaW5jczI1NmZzaW1wbGVFbmc2VjYME0wCAYGK84PBgYKA0EAjo5j
uJCOzaD0vKwXSu7ag7+mWrWUGwywdz1m/fSmfJwrxRjcpz349JvFF/3efdVHpUM
vUpLhpn3FBU+sPLz9jAKBgYrzg8GBgoFAA0CwsEAQc5GrR+tNK/NI funi+QnSA3q
0ES/WQywhHmLF+ZJQbHuMENeycgSyN6N6W99cghngERJYL4RsXJgx14JknafDci7
pb5tQydQay0rSx7PxrJ+Qj6jYYv+6MLDdgo3LjRCMt5CwB+Pkd+Aj/UQJn4ykbRB
oRplk6kFht+AVwK/bcwejpgcv0ter95Vs0uqzJfSA03abhxyDYCFIaus9DrTWHtkc
cl0rRjMneIBmuhgstNklk0+ZMMJE/T/4DL5VzXR/4Xmk7u31giTno9RLx+KsFZB7
UaY+YYnia68wfqSZLHzCHSxvysg98jv2psUQTZ38jZa087Put/Wyku3qElescgTN
CP4QQLiJIZvNgZAamKYnRYnZh8YpkUG9bY8Ip1MRqsFiIHRTS1qZVCQc93gyQ6pH
D0enJt63PJ2dAjUip+AbuRRhj40TTTUBVQP3P3sYFBLDGLSLuQDIhVAv3ADDRZp5
HyVwu62Vm6x7liZ6kLKI/InPmEN85Taz6TXbyFHvWwqhxJ1EKNZjf+QowB/of5i4
MfY+7Ii2M0BTZMx81ypJ0q1KanJEFGM/QfLQ4hUfmMs4hC0wxYKZgJNB27x1tYFO
iikf7Mse30lfIA3nBR+Ib/HonhXWv2MyeujG20F0MvqL2R4peWmRwof6v10fjOIM
jQFA0xGE8ZtAqlydALnc/AHLoFHTQ362PNw8fHX4Lf5i4orNEkZSxc1uQXXZJaym
42RWM2pCKBGGcypNrx7Gw2dBigGjcB771TaC9FQIQ+0QIfqdhCXB1raCLkuPkrV9
tkmKper10TQUSExFwgzVl06UFup9m2V5aizhVgZ0WpFS+6pru1SIqBWacdnoctH3
e+z9R+6PtJfU487ScDPY2RMTL5G0v/0ot6L7b7anOCPLTMzLQtInlc/+7h7p6+W
Zld0+gES48hDM7MXsVD385oDJ04UQSId1GhK7APTahkYnMql+HFrthw17sS0Fadj
f3GsibyGsnUr27JXX9cf6c1zLxyKoAPAQEkIq5wbfzykDp9UKXcyL8v0KfrH7b6D
0Ju0+m6MSkbjPrit/2mNFgeupORummHaXUyjSEVAFWB25rbBseKkSiSUhVN8trLw
oRtaVpew9B7R2532F5Dv/+KWAng4Pi/LS0yKZWMbM1BFX/SSzIcs67XiVke/Ysx9
igbg1ug60niYfa3v4bj8uC8BduKTHtjheKg0w9glSEz8UhZBmbtZu/BH0LYdtxhi
jtnACJ0xf2LBziu0yusnjhiVs9sJHY0NtqevR3ITP6XNwP4f6MhzhqTajZMzUmiw
JdQCTDbGyCi/oIANH6gi24NgVptSUZak8Vv8vq4omgdq2+RtPVQmULRhNgnkig/Z
F0c/qBK/AjZLkm00fCjJLxIzY4GbiELcY4+D5tWZZVQJn3kIH/pIihNEl04GVjEx
EHXhj95YPf76oKYeM1wQjpefc51Kapx8qoEQL2BdyAwdPonmGqnV/KcVGzYevf1p
7vBBvNRCYbtihVBJSgGLrqsI/LJ+msSVE0LlFbo1qmLkxB7Mc3rt8EUlAGeNPJTZ
Unmq2mnrle3uJNv4YYxvZaboR5LY0id8kbrcwblJuMaj/CWm+QJZOIhDQMXnnkBU
aVqw8/lo48JFFSWMLhBACgqUF8mEKqnV5E3/Zi77zh+aWc18RSakYtKHjYHB6epd
tZCef0Z3FJuq3yYASIC3qK4y4SF6p0k9bI4+rB4zxpzpmozCLLzql9xTZ6sTyvXw
wkWqkYza5IC76EoJuEmup/rJLBAIFyKARm7ChAzVPacLdpFvRmRXGHBBTbNRcVSK
0H0bXneUvI8CnDmi9eHlopDx6r461aKpNh3tpCjKaViTDHgEellusRllk9YR7y0E
w8s1fEMtELQdSR+yTjXncRCrrg6DQK0ffvdUGg6ZI9nfrKf2Av0RKvu0zHHh0C7t
eZ9bj7eGpgCuhBz6V0D5ZcJ0TCRVHxt0Ms2v74Nl00swn/k7BSyNRwXVxzEA4Vmb
```

FUA4tFdQ6t6jci9e8S9lEPi2Ccl1c4ecwXvnj0H4zNHwr1YInpWkZuLCDTmaQkPx6
ZeRGxLaMYpr1TCkp1W5LziFnIaX7bTERWaqAU0lG6aRyh7bVyCg3THCHycLtq4wQ
Z1Ko9/9vw/wLFYtkztkm5mmSMxQDKmYnxPKJ7s+M8kxUGQblH4/tRael9iLpYhrC
M6hg2+pgiZITtcVmKx7k6gF/Nz2mXevgt7HJJjBko86tVJaKwLo1WPsiVSCV13f1
CyQ8W26++udllZETlg5Up/hpPuaCVUbNNBdRe1lMJRTS42ERed4Kv++nf7/Va9xz
su/CePKdgs3T0bPmE1URCub/WEvUmD1L2YhEALCFMQ+Lb1MF9No0NWyTjZPGSqAJ
/1AYv9v4Su9ZHuDeVhUJoGfzeuKxzka+ECB25g00A4k1jAv0Wn7TcS1muLta+1j
z9TaLk8uBwu7Hqli0738Fk7YGuPLdq9W/HE/tICT+FDrCa2HKCjh0mcuTSYcU4AP
+RjIAS4enq2kHr8oSQUX/wIzTBq9govE1Mf0GeDf5ePzz0jRj3TUerBMuABkXgZ
R3+sD6FXvzmCdbd62K/F038IIwx3zIRO0InzxHPr3+ZA2X3m05nfl/W3xsEU+Hxm
UsQ0crUccPberWIGqbi5gzQ2KorcIaTQ7RD8jSYg/aQhG4pRMJxJbCL662iVMfed
htQe2bVIAxkySFHxxiqZSM9ArSbQXCqnU7qpAARAsRNL+9yGSroQ4lb8FvQm82wp
A4DgkYciQhz6M9W9a5Yz0g4f6uI0GjJnDhQvEoKlN/tIxZ0K02pkCDVM9HohkjcZ
1XsnismLyauLPYHUKRV88ugCqSdFvPtVjAW+oNMD3HzaiYnfl17hyPC1BFGUfVg
Te3uZB7UNE0hP3QhP9M97yu+3mja24IrTaZWGoCGt+v0oNYyiSdSEVhYegF/PnRH
x5kMwJg93LHebKu4GjR4s2lpBkAq033o1e1VbNhaVBQW7nAdxpE/7yAnuv6s2KqL
NsYHU1SQUkvtdTvUerve9Msb1XG9ENrqNt9jZF5Vw8Sr4h6IJ/zDjFtFm7bMbhRW
SOGPSNY8s92SBThLEXTpYA01B+vp8efbS4SKBAJFk91dozJb/HI/Eb8CHYNNHtDg
vrbSz4PR1Nqq50LdkBbrrr+4KA2/+4cP1Yu08KBODTFxoe0345XU1W8Zj0UGYl1g
8d00qIqponG3n4odYAAcSbeGLkKdDt02BtHXoxCEK6Yxms1vpSP+TzaBopwYTFrc
rowCbHYJJNvLLd+jeFa8pYmiSYfx7S0h6/ngLNTEWIR42uGAKu5eBy8RZo6CBN8c
M7HqedEkMpqTIJKUdRt6P5Mc1huRF29bh9N6qd8X6/8ynAA96/700edtMZkjpuDc
A63kpZ7Q3VSE9t1czc7I10hk9YQ00BEJQiAin17/xBmV1gPI+CkEne95tmMqtDhm
ps5vEU5wv7qMk04k4a0o8Ive0uV0p3cKZ9ZvFaNwK9u0GfWRPxlRbfjwk7UWxyHZ
fHfKXNXCHW4rm2DMSY3vGkDRtTH4AxSp7xjruTD0i569PG1HnhI4L9qmXnplkuP
NJJodiBSd+nRl8gkAus37q7Q4oLfyg0kzww+C4c9RuZLv5poK0kMfDpJtJYlCHSG
c4ds37b3C7CFgeNMo/oMoMmJg0Q3C2Abaf1s1QlCtS5GhX15k4wsfnz5MDm1gDPO
wQEVHWuQkAXBNeCu/oocneP49agQ742meatg5Z2JP2K/HKo2fp41WmfjbvS95FFT
5TP6gSFFTnt5R+yoJXzxNGD/d9ZnyBDlxb59jvrmr5NxxLIwnue3Uyyv9Mwi/N2
f/MQVNYJwSZemHZeTsrMstajPnkDOPsf0qU8WaqAuoI/uhwvvrnZ7CovKPsJfvK6
Ni3BjTwHPW/syv0CKGF3vd4RGVKBHofHFR8r6y0ZUXXZ6MoxWM22Qs0ZexYgyqIa
mo1Iz1pi2AtA7FdtEnOb8gsMlnvJC14SBvvo+yhskgBy2oDYEQKggDmo1P1+AEJa
1C6kfURJUdqLvMg3hoB80vh2ELBNxGGAxao40yuuMR1luEyYRPiWUn9ag+EgSH/I
jgkhyJKzgvJvnUyRznUYGyj13w4SskVbpoI9w+n26pAFHHTLUMDWdDccLvnJE9+n
XIwc5w11ZqfyFtxowkeo1eeIG7fq5EV1RtDlweyMKUuhMb/1KL2jN8iNlSebNHah
TW1NcAx0gxRJ7XDUX6GB7jI1ZzFlkYxArK1IqFyZ8FKCjYXTbJae4ZDzwc77n6po
zo5TYBCYAjILtc1dpEV80R22TAL/yDLWLL4oeEDLiqaYm46rdSciPLQsV+mdTH
D0HFEZ0xvOazP5LwcxGniLRWZjcgBQ7Uuhhb9kiAB6/bFMRv9CRjF0Tww5ZPKTuq
fdm3/e4f0exvFeZD53X8RJJ7TE/3z5ESjDoacSTGmAeL8fxzhqm9cT35ydhNLUtq
lk4X4EucZtxq8QvT9GjWNBCP/b5+N/hVRBxcwwNz2SNhw9YZ80RgR5Uw/zxXSD0p
BCfFLPTaa9Apz512ps89UzDkl0MSd9we8WbC/O8TzV/pK7G0H9rkaQ1u1KpbA7p
7aQo8AFX36us3G8GNb3fEwJbv0oJQyVtRjDga0RMI300Sm0mDU7tEHQAbBq/VfZB
kBU0Xv0dM+79rLv1RDqd19gsL6NsBX0WYFqw/E6zrzoSBPFh67EGLY2KyLlasj1w
fk3oJmaQHGM40oSUWDcdeDLIHAluJJAR7y0SX6u9Zorxj0/o1kLG2pQI+Mbfv+nC
ROVfckTPqZlg7kF/EpCP2IVgBpFv+sGE9p4l06tEvziZJMCnbW9JXsKmbGmV6qZ8
o/LN9xQxLX40/U4U1/uyEu90D9fDreN9amzHUAeq2DZwgmEUZ4GfBrESbpbv57Df
WiSXDRliniOAP4X/FjqdyqXn6/eCZZiNwnWtbnTEznP2Y0rffL6y7tm9p+sb0j
ml+rQsnmiLPtXznErgC1ryJw8e6QGf/mqo2oaBdkQjdaLQnMxQLQ3YtI7wDBbnvn
orMvNf0DI0dc9GKp+0j7LPh/dBIUtvvKiCscTLBKYZr0p9C0IGCX8XzEvp0F+PUK
JQD6yLZJSEaJFIftHCKnmc9Qc8yHBGn+Y0e4AXF+dzKPqiRri7cHgaayTKOGj7F
9CmSQHed/UcTroQAHNfnePlg57HVhHhjo9Uyvi5b0u9jYJd5CDwQbxKtKoB6NGzL
IQjLWdijWqZPdSvrScGGFnLIbBwv0BZHfBMQW/dL1CPkxt/Hz6w/+Npi0vd2Iq

Bbp/nahCkrzNkmEu7mH9wds1JMiea1dJ86PAPkkYhvQ5Bbr2W8kzELD+4SxWLgkL
t3LGyAJmwjY4X74DQJn3WhCOulQBTYQ048vIbv9s5qyFj8YqGC7ihLy+THY9yYtL
gFYmW9YpEQNGWu+azxPo+yHfH/cchfu/FxqndJCgusEitL1TRxtkCdyRPhu5jgg9
jZ6ZiDki/aNILFS6rFDKcla222M3tVnec10MevXeT50yGonCar8w4snMzEy4LGwJ
rYUrqp5ijxk6LhsOXCDwGdmFBHI2SzU0w/wN3nbEWFx9bpTI857DtVgVYpJGnL9
QNd1rVKBi4xDGZpeb54YldBQlyLlicSWrTT3pTzSnwoyTZAvCLE/vCKjHrJU6cA
RmbGf/3zPmx+3w9jyewwdzk0IEgdfVBiUU5fvnez7wgvGop6LLUi+2jbMqyqXz+
9GNtgliM9h5JINBLdxUyy/H7AV8uAWhP7wF7L5+rekVPRlHWvVEYeU6sAHMmNSyD
7j4VAEBU+gLhT8WhavRCPresH/AW6cFokD94DlctLdveouQTSVzXYsOM1gJdu0G5
EjGeiGrzqXvG+GY0SVflfsCUwG868AqBJ2YUXoocHuh4xpJLY+FsCaH9AzyE7r07
FSN/vqA6NDOWkhLqzEDL+/SI8cncsd9kgQeUZ0Dp9rXNLILNf5FECB0RafP2iskK
gvlrL7+RmMw8HiWrHSuI4eyOjfdUuDj43slk+o110fpWVM1TMpoutPezqJ8AeEPN
V+L8OurKGujFK0gXuS5+khXtc2u5CBgd05fysTwl9LVQ5cJ0xta3HvP+ba1jyEim
8hV83mzMKNSmo95f5Y2S3hdrMtmGJ1oCOZ+ssILN1XIN/mLvgA5+M1e24Dddb2Yo
SU3CtX1ljS5J7RD3Jz5VHsqwm7H2/HHAXjHsLDZuDAWyl0wYDNUeAI045N8DZHcg
VGVs6fFLdXAvHZWeXSisqk3qKGSkyOWcQqVph/QuMKLmWAcfg2ihokNsHTAx50Uu
3yl0oGpIwOK/Xesnf2GqzPLxRvz+e20HKl7UoCFjvraALm+G7sI5g7YW0g+mMbrN
x9WEjToJsqVXvLQRZynUjvwvMirqSxiMbkMonmUCmgCziBgD8vFydp/MqPe0OC
lTzB7e4b0MXLhzaaVG/R74jmqrox+K+urIm+A8udDzfiQiz1dwVzkuDxqpreRnmS
n8zcID41goXw3YHsaB6SxeSK7TT7onPJZDVRHXOmbkPBeRz10iKrpFU0WtsnOypw
nMGcPNW0jDye9/F/OMtJWaliofBE9gNjod4DY9yNcvf10b/MPKRu6M0NALGu4T5T
yiK2zDOUA8vxCVZ+Vy4x/c+PoCcqgU8Pj0mP09WWDVgOqyc5sGeLFB3aCpUxDqsb
4zd+9LKUNZvbr5Nb/09+qPIF38LQ07B3TnXhR7A74XYuBH5nV9XR5tm5EFhRZUwc
5XAndhs9fEXRGKU4f5nLr5UGyGfAzZeo7oN/4HwxsrZeXzIC5mtBF1Ht1KzHFmE4
bI3KpeuFhDGS+leDosRjlvL/WvLynCFNBrtR6Hbl7qST3s4UfSxyISIOYcSUiAYk
tJiA+NFBN1ypVgjzSPrwyz81E7d2kgMBX68e3u9ZVfq860FdAtL44ocvWqRuLBoQ
3EvF79L1RRk1ovFQjDMNBjD3yuRkyEI7KCDvi13Gtyr8pXZgE80jgMS5y0/7cisE
Ug0/VXhKZx6lTKL9Lx416gPLE0exyrr38UBRVj0+zNSb5M0/nrgoc7aqSCkRQk1E
iWEdgnias1uJrWL2djYZnkuQAUzy7dwXA+6AGliVNUwTKVxQubnL+pVeQF3L+UTB
MHwn0HKkU5VrndaVgyNn1vTASppNH87/EnHsisVZVGo35qIOnrtpuSYNVG427sNd
3eWfGJ63oJd8QX5wJFu/dBH58vrGISaqYTzP6tsJpZSgGIFrlnVDE+FA2X6VMjFE
IcjiQ6g5hngIBmUqNjPTF02SXdlR6pnI/RXanX4s4nIAhu1iflvyPvgRgXA94RT9
D33KM+Dn6j3T/BNYQp3KN440lyHUigRy9Le/Neg92CaKYsWMzFQ0Ji0e41huABKp
duHa8jUhgR8GjxqN203rj9eR0IgjPEJdZaclRlFVfrJDXInGMV8a2UbZk207HVun
JafHHKQYn/jWXUkqHwD10imshcMNwaR62pL32U6VFTHetgyhk2RHu1lLqxSgTcW
SQ5tP43oqBxChgqPSdkMA5pbjwjU/Luc4KWM+ov4ZwJNB0/M1PmS84aMgFUynXsE
C77308+cu8JEUkRd0EXOEA9G18cTMjBALhpDknm1ek1E6iKQStEBHKJGrp4DIxL1
hNE7RSPM5XdhmP2zBMS9eV/7WHRNBtK9otYiC6rpYXYEfttZwxfV00qTK+QruPkS
P+u7oy4KNU+XVz6Zdp0r7ymV690TaSDFb+M8N0m1NxYZbVAHL2xPaAwRSmWX7SLJ
UJsi1s75FZwMStBcILcBrU4KUUVvJU7RySA9gImrZTqPwStN6E+S0WdG0ezHMYAS
z5U5aZjgugKx56nES2ZU6rnaKIj7qsGRM73YX2ZkJK80Bj3ueDuKxnFoe54p0+mR
bAsplbW5PmzPbDtkduxieHegCo/IiqPD5IKENA6nWafy+US4JoQKH32hw9oo6b8KO
dN9cE0C3PfiI8vLvbNTLHfuynCDkIuezl7KsMV/O+MedVUiUj3QdA227KEPrTM9b
09/HK75LRPkkw7mSGdKuP8Gvvz5Md07om0j09+3f9uLaX+IV0tEvtFD/aUQCsmT2
oxIb0BH+jctrDGY++Pzgdwqc0+t4s0TlxuMDklmVY3EyMY+g1pQyEQ9AWdp0VvT
xwzh9VJftIjU9JExLdH6CHjieMm/bLpjwdLjoQabOkIp06cQflw0LEQPz1zaCJyn
sKfQ0AfJGzLo0sPtLwl9aWGbFvtmSSsDELaQD6x6L4+qzPdhZNLypPSvBiFpV8w
+scUQBknfhpM70W7Xrew0hnu29Dlqa1I2i2U4jMJ7ru5eei3geutkn63LDBcJd2E
6GvN+5zSHc9g8hM00hZEOKmlhBIuy+9yh3S3iweMT6EB9Pguo/rYkiAbYHV0cIEW
IM0nkZehdkOrwRb126fiVq+Xxmn9efdfXsSkoybv1PC50U4NHUyQontUyZRuCE3
T9a256fazRZf1tjPiyhyFQZgW8Y534wSKao0QCzOvKLF3CKkPLS8ekC4rodJ6/DW
Vz6D6cGivq2zyfiYhp6uJJEsi5jN/TQqdrD5VLTGnVjRaXmsScJ9pYcV0iEoNiFQ

nLe0cboI0XUjbcGRuxh+dox9AI9cS+TeaGjiM/qc29vAjksCe5gKqwyhK+AuccKH
I15X00N3DNnHBTP9Yu3syKhFAU2No9Wl1RYLE90J3twb+sR0i1tTH3l69IZuIspW
j98PIUYvldGU0E/FqIuGfe8ZT9cDYjdrGHvsk9ffZxr1WELBoLEICuLm278+88b3
BUh/dBXaYWzXLk69XzjOGef0YNgqv0LVowpjXHj+UQF/2qgk8P6s5GLFRSI9sHsY
vskXV0nKZVTwtjtubIX6cevdGdM04PzoPQnLnyMeMhSh0RCaPBEpzj1nechKxxuq
i53sramzkn8B5S8QVe7EamXpIsKy7eUfnhPGc5qsG4jpCTHytpFwne+rdXS6bZiN
452qciy0BUbyBa80ZtUpX4660kJKyc6uapVKPqMlrzGPLAX0Qjka7Wd06Bx5hW9Z
mHltxjZK+IxqIVgYfPHFVxv40EMwWRPxnSdjh4mYAj99rqY8gSgT79qjoipUHJWZ
CXQGjg8DXyslmakeu+5aWCBP+Cktq7VK+Xw8zjqa3QqsdQe0F0aH44y8NpKZtCWH
Acza1/BNKh6Xm/wxiz2PZDVLc4N0SNgeQ+mw+Ycj2aLh6qYk92NHyeZlLD5xV3m
HlbNzUhZ7UTUpNgj1EY0NZPHfnRqvoLbFxiotmoKveilZG+81Wvv3d82xl+PJYuG
WoE95vVKHawpdDinW0mSE94NWAAY/3XQ1GMgWaQuzRKAikBDHqoYyCBxj9vcd8Ak
KA977Uxp/p0mFzWzJe2AEnSA+0uzcV2E/TxcjVlQnuAEqDNyNcc3wy5eoK+Hoq1
TZqQt+0uHBBM6j+wnNnFaG9nvt5YtMMI4PxTWw6ZytJmwL8EL4tuKET/UII2w6k0
0EzahoGsZX8qSOVd7LAZOI+Dvjh/uYavQvjcY5Ceh/Lxq1UcMBFLFAG2qTV2wy4C
rMcbKfCfhQZmidh9NqTeWmpueeb0jdfU412TVn+1fRSXhH2VnYLBHqvqnYk82D03
3bQG8X6K8GghPoi+WVdzzX6I0gj0XDY9x2Nhhpbrv/BVqPIvBfYpmJ4oVVY3GHwG
brErz8ZshwtJy4m0BL0R/iMXpysqLWHT+w0Vw4ABJ94FyefkbBxsjn/kSz9EH
Lp4jWwEk7VUzg6dM0+0P4+fGsgztX4uOukdnDbYwUTjoYc8LG0oIxhEUc963Up8
iwBwgmKyUlswCs0Nf9Tk7+0GeQkPoxFoTiaJ7sYP27k+GM/KV7THGZjzZ01Dnbu
qtM3IFN/SsSMcCE2qrIj8U17ZI20mB/E+WGn4RY6U3owZE5CoZ0cr7XydbDwf0dn
rpC3F1rKHe1Gv6Sy7sIXnSNV0yi500eIMdyVVC3pXR5IhvThSjNjiZMI6VHPirPH
hcxeAP/Ygsmn1LA7iFVntap45lBcx9DEeG7wLxr1/TcbEODLzXgHehzi6w0YxI5Y
gp/BJ6U3VIGw8FmhwexXbnzteddxHCXmtHe1UxgtWL4jx8po0cILtAbn00tS6QR
unSnxiM5SSMdl6vTUR4Rff4BexWhT1D6FDhBPBP63tfc2gsVZ0hmqMvtNw2M/i
CCuDJVq1u2K0JY15hMk18xE/aB/RJAZWaAQMi7/JK0fk6v+qE9o61MkxNRXmod9S
4pbjQFiwiF9vKmxYgB40lbwig73zvKtj2f+Ny39TezF7QImGC+6lnsbYivF9cms
X1xa3gdtMDwclfyko6SmESRNUbeikJKShgeAe20J8AUzLVJyyuBEfmn/M2uvgyM
a+b155Kz57i911o0DLqXaL6Lwf9qntiIKg09vuRWuSP2fewW9XQNCkLmeEhvVzmA
k8z+84XWtDBANmZQyTEyGvdSrYWeqTzsIPxxb9RZi9UPW8AxFJY3tzo4dLfoYkFf
EZSVZpiLBPFxSvIAXGe+1EMjy9TLjbx9mqeWCnEBTXJIXRIP3VGPVHXCHcy3hSP
adWgtiE0YxFDNbyQOLH/M1a37i5082wwzxCtvWS+Zty3z0ZzwUAszDvrj6eegjLI
zDYqTZWPnyhVKjlsXvX/LtBQTFY6FZl1xIX4iAbW88tBohl5e+QVYBTY9FTGZrTm
7DfLh8vdlF91yjIafqX2/wZ00K7xplptEJ/q0Ka203UmWdh0DS3Y4jP1ENv980oN
3PbInIcF6VGu8b7WA6ZJCSFFMp6/8AD3mWZ0/0rw10Laue0X47PEyivMtd+ZcCnq
v/cQPDtrDqb3aNLVpwqW07XKdvX6p6R9/R8Fs13exM0qXxqWIC/4RmQ8RaUVhllW
Wa48Ku+rmugynPHsmD7CMbi/GuS0sbSe6uPGAcF3m8COKHFYA4htZ1ZwDzZcpeBV
qLGkQcBysJzrFW4sF801Ri2Va7eXYAHir+FU/ggpZYdfE0V3KigPWAs3GKci0xYG
Igl1yk1qfmg15/zT0xRvc7MAM3X01CV46Q+lKsp4eHY3D0+oKCzNMtgcIZ3V0Pp9o
a2AH70QMG8gqzEjQ9gLP0iqvuYFI/BVTUdUFjLCn07YBj7C0b6q5gYJ7fxEnkeUr
cjQDuaopJ6Zkd9+CHuaD6VScCnH0q36M1XDmyLdAiE6DIXhIFuy/v/fm1aDPSMe
u/WdsXnhSw9T20wfTe/VsVGLBUYN+FTimRHkiqBwtbi+ZLFHEFq0dwerrj+17+Me
QeBcDcG0A9s0bI+Hm5hey16wJLErdpoQEALdrckdPkHZXq+c1Js48LQDB0bTjWq
aAW90Yi1NRKNyc5J05jstVYYIub3F7AKB+dDy26PAZa1szMTVJ6GPmfq96bxAj+3
tqTJ5VZg5dzT01UdQBT7ognDLQ38Q9qqXJZuMQ7IUGek2cv2Fo0yNH9ukG0BnK7
rBG4JjHwENEACFYRPSWlKGFdbjqVv+DnJU40D1hSLS960qwrNr77+o+ZV/ucK6tE
KUTVmqfX557ImLaUxjad4NEEHZPLs+hpyXhPymF6hYxJnCl7bnEFyvktpCUdnA
cqkwdPMN7a3zdY2TJQP8QxIT71X9Zq/hOm13SqL4mGtaU5Md0vWv6r/RZc+HokRi
ljN1TLNX7WarTPU100mDTWiu3hllUOBZ88+79A+JsN98nDff7i76Dv4N9e0qezH4
COaIXwNi11MJPdLskBOGxt/Nmi84SbpG35j9t2ci/9aIB3G+KtnHfD1ZU7Ud2zix
uYDgM5hASTRHivz11q2AJFPR4hA4x6CnRTE8/YLV/hnqKQ+u90fT7ifPjiqA/7
gi2ijGwb/E+G3Mbol6ixT+IYunjV5SCC0zTnFW+u92wh070h2d4FJUPwXxeLpXL1

b0rTSs7L/dXd+A8sBSxqiA24dEQ5SQZDe2pqs/w23SA57SfBb6N4eorEgn+zo-i2
HwaVHkgKYxAr0tbzFs fumbPMD5P7+ZHAAQgGbrD/GcHt+JCgGxzcuLokA0BaoG0d
7WIbnWnB5x9cq6eByyhMdq+i+LrBF7PjHjYFkr9F2DND+S3mbBcMKJ1kYuqwFb/c
wHAZRElqOT0Rk9jXh/QXUv9pCb5ZVUSrpgahr+Ww+ND9nr6S+TUWiba6XI9xSAQ+
XUka5+o1DABbI8HeyGCINNoNRRrGDztQBwQ3PA1e5zzpeMhDIEJfur4r3D3C0RzZ
I8Nsn2sB+1tf7B0gQu3KPAQ0f0fFu0hZnwaqLY0oMMemMM3J6M7Zasjlvfu+nsad
ppxMNSZ3WZKxtzp4BH+gbd3L05avvf8xEW2FvtL3PL/D5kwugNvb/36ld8ppVGqh
lWZLIQDrBe1q0AX3MtcLUwIxTffsrT5NTTc040lTGPMF05nzruCiOovE0cRXf+80
uqTB2s77ASPgZh0htVQ2sAd/WVj+GweIhmfwc6Tpv66NALdFQFkx5i7/ScKJ527d
ssfNT81cB3DcBtWbZXmXtVzqGs6VYV1ZBewfq3v05Npn2R2pAE3MQNF4N7BSUpD8
18c7mcBcaZLc6+ZCULmg2TL+6LhgpbratjiZGv56SXdk6Yi2GpUe4N3gicsD6x0
Lj8vopZA7DrmJrLI f5MnOWfqNHEUq2Q0zGASTP6yixjavDVQePh+wdos9080X2k
0NAUqxMeLn7lduSv4GkpMe+T6AhaCdDEI876yoZyHy87bxLYsRTuo0uPl85WmCj
oG2P2RzbxK5h+GPDex13NgWrBLTYjTe1Z2ZJyNSnAQAPGS68IsjAGBns5vthoZQ
wpQqrLFKsB9spn6iSr9JwgN1/3z8vC9xfUWKR4LiIZ1/rBcXdyBSjTq0UvA+9yRP
Eh41hd07V3oE0aaJhJdpVjvptBh3V4x1o40Mf2P/y063NtcKtBE6F0zP5sGoVmw
7CWV5XCayLI+0uLsgsGhkDW2+dfS0HphzZ7Co/tb1aTdPgYnn6VmqufwRIfq+BEG
J/0609eWVEozRqAwoCNgJw0mwFXAE7f0oRG9uwz2h+naQL4mi0GDTLVL40AuGW
KkK6wLg0mFwhhPyQ7m4Ii2RPpvz3jjWqwq9YoJpMsYBbreYPMdpQpyFVU5ft29g6
bNBN+wc3CBfPM8K4zUQkM50G14n402ErVT/IB//z+bVE5dutJoCYMdkQAY58AG-i
P0r27YjdoC7LDavDXp3kYsP09GSc5zbjouGo3oeRXXrh0L0VLAg6NEi9rC4AnXD-i
g+PArIwVZmi fPc3avYz/X3s9dMvyMtXoRZjrC0BR6KsWX5G3ZLIpwmfMk3Fvn1Y7
Sd1Hwt3Rh0ZhvSiwWqsNrVDQVNX0GsbM7spWkolZHzFu8ZHD2u0ieAnL0HZv4LVV
pnTmaW/p0+yFoJukcBJBqrqQeyrLnbLbL0FKf5W8Gh1rT5yIjW0pDgszAGL7YiBV
DoZbXHDnq9YAqN5i3ofPQnKqOrB+5ot5o+tSjZ09KsW7QWoMXxHSumGgoMrI2JAU
qpYgJ9Vz7LamngyLJ6fuk4+VCc4Qw6Y1gTyw9TFBjt9a3Idt/+brHv0d4SdcL7Z
UoK4r8NjMsRgn9SsHn1SxVmct7ScjYAXAPxwiT8ZxPTDEpGWVW536ZsT/dTXVG/f
WjpoGyf18iJGtdx+YpABb3oxr/2JQWwwhCP8A2V6+15oktLnGmtywuQoFO/LbP8
T5/d+KAWElImrHp8NlEjVwcz1K2qbrkyPr13yX+7tWmo0Jqp+QWBVbMuceYddq2D
TnvKmp1H5UJq8cGpLiJV1MU6sYJeoPpHbYsJm0vMrxLjRoRKuXcasC1DjINppfCh
HRWVxfeh9iC4Jd8CbL2ChyUYA62qi14mfm7TtFdPzs19iff9Q22eHcUUGBTDiSwa
Vuwc/1zYQEkSR/Vf2K8ezeSb5F0Tti+7Cd6H736kbySu7d0ZSSlxCHRkPgoE6Ff0
5+lpRw/7EruBgJjVFG9LXctIw/lje3sZAoL5J0tsi+cDvt06m/lC506cVqqPkSrG
UzmInufVh0/iD0SC4SRk3ztpHbc04hm/lp+Ai0q5DrWeYDhoZrArjptJdgcth06W
1qMGQCLLJJPYGMpWzREKUG0Ch7taAn+9ApShxjn5ey/T4MRnavo2GFRZiGLYvh4pd
k1/slUrnaX96XXvPcC8+7cna49eT5LgJfNynlXtrTHNC51LtuXWU37eeBefZ9geL
qkA8LuQkBR6UgpRoQSikHrhMEBDVgo/enotgT0geQ5ERYtMTFShnik24hv2KwXlx
ZMFI6RGLKhrjX7SwwXRdDAXPZBXuUwmKBiugF1VPX5J6RSmtHBWEBjg4QqNRTk0u
jLdp38UsC/62tCzXuVhPTY0ernZFGhg62io7ZZ+FFZLhgT9rYein2XBH/CR4EUhX
snmxn9J4kCYXftMRxcpAesroW0+oLxIjcr34iSiHRnpmdaT6YAEjx/bGX9eC/QMe
d3S1ubZ1NnHpRaV/J+0Q90oLv6+KG9d2bYORMc2I3K/EMEW9e5LrPRLTrmRvia1
IzrxyVBBrpht000im8MqL7qBlwjUG5Iiz6AKfqvLeV/aGfrNvYT18Lz7nuoxFXhu
6JxoM/0vmuX6poa78IDpzY00xwV7oCJVuISovZbdYkgo8J0QQ+k353haHctomLBh
l935DdguijyfdfdjBCwBjK/mX5F+DqXWc+/v76n08muR1UvbbXt2SmFfw0XmARAq
3RbVq8pgjtPd3tihTLV1+ba5jlVydV8WM8uNE/h+ie1pCh1trsu5U/LQXpE92vk
pu4ESZdvsWqZcUfU2xTK5etBbUj8SQxYVB4Qf9fwZx1FJ1nnTsVcKsrdoCt+DSs
lGUB2YrV6tS0IB57DEEAJAYgt2JJiWoZCr2FRCS0zCQuZjAxaw7sKsRiCCLM7Fq
DGAh4fJZu+hRsxixRCKHiUvpVFupC0VKvQ9xb0AuuIJG9FUssEpw+juHEV5I0KY
4JoWwbknyIV9enksqMdygrhui0wemow4YXdV1hga2fnzDbIsJoowntnj8pM55llo
9QmshncZAR81ea+VMvZ0NPb0XUL57w3m3Q8ZdDhwRdZ88qdmLpAQ1+rMV57+0qup
LZB+FwZgFQoRSuAIG1xodNLbe+gFIL+Tg536qNjSxx8txoCoT3Rsez90YPkt6uX
uh2WCvltCHf0omY7F4Av0mGkka73Fdzd2mvgVBfE+10lWwI0UBNFbKhgIqmBzKQP

s0j5Sp7SwQhQjt0h/tu07jDjyos8DV7qUIHkskZ1Uw7KJ8M2zG5E3Pp2IecW22ty
xe/B6msnbGpK2cq6BhPNDKCbCwNfJGG5C//NbsEixc3mG0NHcDMzrwRKNvqWVSsT
4kIKYPbPYay9xhK9ExMz1oYE1phxy375nZNV7Tpsk+p7pCdCun9BaorEjAGjoRPF
OpGkdkKt+Gwlp8Xc7NL+krvL2X2Gdx9YI6H0C01kFrVbaGqxe1bSDZT46KVLryS
zfU8Y93PfmG2VT6Ez7taGyh6m1W8ewro02raMvjwPPMepG90lx0ppqydR6WXQ6S2J
5PSCY2euZiYuC3F8qj iQq7+tTdd/w637Jnq9/N3fEttUE37xEVudKm8Te2cxh/Xm
tBsQsGSCi4FCgMv+RSbu24rhwu2QtgMJIRXEL9eZTNPJAPaEGv4QfcIdZGZUsaHA
PP1Q2xIAt/izK0zm2smH14oW+SnYictN+6ATuR1ozLfTKsnrq/7IZDqsngBNcPQK
0IANL+Qr5droClxNEE9TmPn3m4wrxODA8TVaxX/9+Wgq79a4GvT/WFJ36CrN2wP0
5P/T+f9Q0wkVnu8UQnGPiSXDPwr5y24K3pBZVE2hV02e7g1vNLD5gAFcfV/WR+V
UCf6xKvtLz89UGSs/T/VwU5fhXlo7T3VjezI3HMRIR9arkCbmL5t58D5rylFSpfY
v/bT8rS0gGYogsuLZEoJeeFQTay10k9gJyLWAw/gPu7Fax875aVKwqNHReyWOUi1
Wc3NuUzKD+W5tF5bnw6jbmCHGxWHAqY72rBjFf3a3sXZBQ1sTFSP+W7aSzCyICJ5
nx64DUs+Ju2G3Kyf3Zj6Hc9im3F0rQAen8R2unCKFx0/JUv/tVSQFjiPDDbm/T5p
5RVkxyqJfchJ3HzowcQT8m/q03CsGlfSswIRme2h7JffwCmHJLWThUrMQIO+oDyl
AmvLirypPT574C03Kjh9d7I03+UYSL8Y1tPK0yg4Sz/6ejP5VoUGbxWICw320ow8
sVoad/xDoyvEyyfYdscU+c66K0XYpd6ysPwGLL03sHlGTcKbhy0+0+2htkp2KFF9
sqhfPTgzTwnAlXYO+sxU51jJM0qyJTnZ8+XiJEbklyhHZqGAFiVeXckEwL+K05YX
lo1JDZHMfYFjjB1aFDB8HtXNYhHKg4b9n08SYTCPzpxX0S2sSkftjB6Ithunek
llVRhMfusz67UK50HdtYa0K+RFbjprANvK+J80k4euDgkXYqhXN5Q/Ssn//oyts2
uSLo+imFiS0xg4y3Rowp2GnNy43QhtxBeJ8rMHn2uBOGm7nqrWGzENEv2Z7XncLb
akqzueKJ0xL83NxKjkbFJfMIIdiAAK/5iswcUAz0ydSyi4/8km3amLLwI0k0GcHk
TkjiawF0xUWLTGzZi3G6CVyJG1wyV05FIPBMq+T2A3R5ZZXn4QbXuQjWvQ9X4EN3
pP/czFcfqled0FYTk4MRQpAlbnmCfKjqnf1zJlVtnvgkym9oQsIxIbInT0omw1k
0QhEN8CJdISW0h6wuJH59BWarF2JCTKnZgI0ClUyFrOg+xE5CRxL64YpnPmDqAz9
dEMkQkiPv6D1tIyMKInL10JAZMAFubLgwkrevJ7YJsusQWzy1vgB4CvXmLSN9e91
rzfFjnDj6hJJPkFntFeca2xUtW0wjJ7Hqt4sn+9QPLPdU1Ru6ZZzX0TeeiBKIJ4G
B9GJFMkBAEJEMtkiBY1/aXZJ1fAWXcugwnMTENm5/AjV8qRj/mJBruHIgtsA7qLn
/XLS5AtjqtOK/3qlVhvCh503VJYiMsIbEBmeDcJL18i2Jxst+GiCpbUCjp2wHyrG
J1pv+mcNCi+i7emgiKpPqJju9VqGdFTjhmi7t3jC0L19CUdwdGDJPoFQ1LwrpQMQ
GK+peLnRQaIpU7t/yLcEQhXdkdN70iIMAWepvb/4rA0Z7dLCE5zHODLekYfsy4DX
Ea2HpQXc1fDdRkzfGISJf/va1v4jvDJaQ0RgCLhphHT849awu0aqnhI6+v2QdEojg
7DrJvjg+L0Eg+dU3B4Fxx/mIJqwlHntqYkSCQh1Z8plfYcEI5nIFj3SUIDDkrM0m
aHCFH8dkQcEW1wo0CMTj4v/sT0dYo7tXxAQ11fyIT4CV1N6Z0DVPw9tk+gYrxA4K
iSuxR/l2KCJSGazBRh3w8LA/dk42b1W42VQcic4u0VUvjaLStoHfjVyj0Q0pkTj
jkh3IsBAVwcS8pqV0G7wShkZAN6TrVmy/FNDbLflH8Q3Pg7YI32pL40PgLJF15r9
8ZCc0cPC1dunfjZKqmyi6/xL/Dr/phBydhoQGzyYiGm6+MvAuRNhzWFRBvewlEXn
FbGsmf9e+yyF+We465KDU30LmW1G7tkxR9negmtCfTV7B88hRCi4w5ciwKFAqkia
h9fYGHJzTeY8u869q2oZ17NaPg7cBXeDVe1KTXdcakKtELNwJm7L3ZV7e/Y4gJKB
nNWgW87gq1e+mV9MUaL23undTmV4MHxJKUx2fTn5t+0jfp2v/VAf0L6dNhVjuzcb
yK6v4EypJ1zeCnkW83ibXdlC0jC9VU6j+veeb3r3GlvkzFC9X4Wg2YIKIIiej2z6
yX2NNFQQHmbNBjX6RoFkkKHVnppq9FfMIU8PpWscBq31dHKSSoLb1WApvTzbUq7
Ckfi7Db7GmJGX8cRvamr0BLKFRmz/XVFbsKYozXrAN+F+05Sdsim5lTQ/71HFom
+vF1c50Ihd3isjwZZyzNrKjkbkRqzz6nYo3ay6v4M9v5QstduXYxB2ABV1RrX1A
Gm+fGmTrr0cl/QiEuWSc9o+zsw1Zs10ghX9nAL5UAALyHSx+nMONd08zXGaXILrO
VsSpTbo9qMmp7s3gfEXXbFJGPq3er6JTtoT2uc7PyHyLE35hcJE0tdWYP88tyDIu4
RDqaPxx0voVd/r4uEEV0u8BsBqtdd47Dyoo67Rbb6YsIhEMg1R+Ch8kHbkQ8vZAT
m3z7urVKJWV0wZBFoQFexbop3CtPQnB80rbDRpY/UWycZwQiy/UF4nDVx2x7NpTN
mnp/nN8sgQ5+D9nrLCFaypWkPcFkTKgPKIYRqx9GhivHdc0/60EbpC1l27Ho0hS
gBTJprHgC01nToiTSS5z4WbL4XSNCgYc1PsjjFL135kbo2jPwAE0omjs7Lc0USJJ
6rYg2069+rh47lgIVAwQpCG0niAb1bKnMRdReZT4A83ED+gs41dLRCP1ujDZ+BaY
bMvgn9/YKA6fHVMzCL5j/S4iu2zIIN0yhnJgxjTbRecajg/qi9tw+6FHi/k1F2wu

XPh1xWnVerNCMkk/3eokp4YSS79j0buX8BQCEB8CSHKY/toJxxiNtX7YMK46cJKe
7bW7ayPJgEc3BdsYApSeQauC0cxd7uG59i2UVMgFXcQEeLLo904MueK0jAQJ9U8Z
WhydfXqMLWwPIIdziNuVJ07bYptxje2C/ZoECSdXLx6LnfGmKEGgephfnyJwH3aXX
0etWR3SKa2H5SXpipLaEn0zhcBfdTcyB8Q0kPJrxZOe01Qc72449wbSJyS9uAa+N
a3osShTCBzdT0tXM5uMtV2we00JUC2R8Yt49ZnZg0moNgK/aOnkxFxSYnblWV6rH
o6lDwpd6/WRX90rdDN/gSYXjogJB6rE8Vr61q28371IF4rf4CDjjZDH6dJrrshIE
z55qU/mYveHh2XPDlQvcPefl/oQiRb93u+cJ4acyfaVcbiAIwQ9SIX/IwHK8M5R3
C9QRH2th+A2fkgBFmeL0/VGCS9TExm5dgfD0ARbkX3Adwg0/G0/pCOI0kzrUHAmM
342yjwwRpI3CmP6CPr739T+rHbS/y6kz3bCm32QuxivlqNJqy0puValDJqcqWpOX
IcEtL2VnnoD5icDqxxwIpwKoqcLFYGYIgvQXYmG9itpm00UzHwwoTcAooicDokMn
SK0HCg4Iie3wi0Tm74xtRFx8rLLJMLGuH2cVslFYoj5HtNIftPMN3wClRnJyCG7h
yvtv/DNp944R5b+4tneDBuDg1CsqFxee1Lz30cyconbpmEovP7f+9s1Sd6kWnvLPP
8Cdgmiv1ydfLjjir7L3VvbrzGz98I6tW4BgBG9+m3QCTxyEqbd9k+NSVSf/FmYdS
spaFwc/dtF65L0jjNAbotZ/+HssyAKUdqcvr9datwcghR9Cgzk7PjWdIjHSX0Ba
RbqfaGXzHogYEFf4+8c2RE02bXinyzoksMEhGcbWeV7vA+Sei9cmsSZ8LFvwMAFu
TglXhQvz8mPL2FCHwd5eZuRK/MCGHk9TGxWSLS8ggggFHLp54qWLuJD9tzZ8NKGe
1Hkycn1hhL1grQgpQqrFWPMCyXo2q3ETepQnAXHoFsuMknB+BbQw2IPWZ/djh81
1iHWWYYRL0Ij4VeZt400Lc6gCLYKnsD1k3G6jR+m0WoPmNo62/as6QbegiNPdV3p
GvkgP9905+UYA7r2Y4RSQGIPyYi4McxBFRCnTBtyWjZ/aTv6KarzY/055dHF2XJP
M0IsPV+MR/kYy9JGAMMrus8Z90hb0MS6uE6tRQiURqfjZ5xJ91dETmasCPREHoPh
kjJ0xi07Jmw99BwIqB7EUDoxCxXI6D/kYwAHdZR5NUqLoLaW0x6gFvJHhdRmYa56
C0Zy/XqeFLzuXC3LmidhsE1GHjH1kWN7unvQhZUYpY30FSMURF2C8geVHvXLZAJC
deTN1VTxPRE+N30ZkvGz9bRjWQG8AcLqVwCLDjomTr+oey3wbZYERDTNjgZKXrmh
4HntcLmlkjGc7S402YTcgV8vI0y5NlwF00eb5tml0IeKwaF3nqyHo980X38R4pF2
S/iBQD3o1At3G4S1KY1503oDjiwl2Tn59HoK7FmtqxrA6s6jcc6LL0799slbjCarE
S1iYaC6+KBXnMy0LuwqMmXoAMBD+vZZzxWMZfyP4B6Xm+rEn6zLO/hczRWdIU19B
0ZZCKwydDtbmzAbyqZcildpSzelJNh0TBqy5AoVIA/Kd9TFckTzUwiGTPDq8qtrr
3R0wVueoMM3EcgKwGXLKU3BKS6bqecIkhMsg7TZ/w+dxEIkby/WVZTF/PgF5gmQb
rluzl0f1y7c+H9koFuREtIRReyoZGp7Ivu/Q69rkuv1YfgYjec7W70+PZtsTzTN1
4LvL3iWAL6jba+T1zmtiUWQaUbl1LwgRcbC4ISURgWdHNZ/58PrTqOCCXFDB3zGc
ZIz5L48/rVVprcBG2eA4u4fYZvwy/ykY3vcvtYk8gGbumgttB0PGSV+Yfi4QJnSj
//0/QbTIJ8as6HiM9ktgTKHV64qFDp1n0TtnBQ0scFNYOdBBKIVpmyEUwylX0g12
jIvV3GGCzYpQD3i31/kc+2zozYiuGBUa+0L5uUFYM+Vvs03iot0iaLK+ZYiQP3mu
ANMVK8wEZ5EZcPnYGGAZsP7iT5xJ40YgfyR0ugdwRV6h2kETS4fbGdBE5HnTZB6p
akR8t6QvZ132f0DDHCD015C2Tx8ez40TMn7wH2nfiWLQWnZOXIPdMq3l3hXe6/ah
szs3h0JE1LnQjE01j2eSScYAYkK0H/kzvbYt4u8vi50qhhgjSGf61Bv2ZvZSuzR
99T0xmLnR9XtfwJpOU2dgKuAF0W8ZQvcQotVKHYyi5f5brypXRRFF4EXEQ0w6T1OR
8FzA+PBOwQoHs5jLkDi2bKbTLXtvcjjez4uQ3/V3S8RsRK8NAU8mT4Au05YGIa
C65HPMeQjE+Zs+KWDTinsKDMWdPDCEdor1rCSbB88btFB7zEhesAk9j30PRipBWZ
u4RdyLJLSn1FTj1FH6FnP7JLmaZ8yEGeMlqZyg/tManx+jmdrvFqxGNDh12yl3MM
HpXWqJfPSXem+MRq/8oKIFW6CWwXsm+BImp0/cqsWr44qy0WwSGdqNl0cUm0sF0F
SPPB1ZPi+LWBeHuJYAorzaIdTrjM83+EmJaida6IAt64tidF+lz8Ks2uJAe2e3ZO
hyQBAEN6cpG53X0WqtmVmbDcQVfrxjndez0M5wq1XJZa97C1/msyEcnzgLtR
E82/7iCS5eMyhdAL7zfa30AohdGjHUXiW5o894JBWvlyoBLHd65FRlaq3ikpmdEV
SsaDfu+QgDktnC+PoUEnxWki16WgxiLDY0SDyzYF4oeGvfc7+C2656hBRx+M6JBL
QA3cDWp0N4WtJI0Jk9uTUtYA7KtVi/er4RXjFzGDpsI6HLhp8aFTWa8/jJnSkat
tuJ+Al/7U4yWCKqPAnI3rXARAmv5uSW1xhY2iGwCQMDUsCFlvVF7iFmL82e/vIP3
+NCoxnKyE/IfrVQygbTQq1imQ4Dd88LXv0XYfgc05uYeh5D+CCVZ+0vDca/17ers
5ZHwBU3FcDZgyETknF+0HRqjA/oPt6s8mpKNYuUq5PQEn8BoKePMKyhQbhoYGTJJI
JSwWuqpHyQwVQRv5h1A32ChDIjehYGULDYasbf1qfyEFb0ft7mXzzMpAD89qyh
S71mMiamP9zsYl06Z0HQ7yiNwx7FGEaIStHJzqBwDo6GYSapmH0cSHEbmyM5J+CD
zHYwoIVKxH4MXrerL4PNiHXnJgdn9vaWtARuLDYKJP9o+x9QN3+A6TGXSjnmHdiT

BneSr3SCcwW/n3Hm0eygTMI08oRxsG1Xz1eA09WHSEBYoTfN4JGU16i2vWMQJMjH
nMdMamuxc05PEqdlahn58MFJnFAu8bdvQKKri8Dy9y7J7TPkD3H7gHPNli6bStj9
ED76YLQ0RPB9LSCWE2Bt3xmPz9LP0k+GPPqNCuyBXMg/KigMhQrkqQj1MI4pEYP0
pzw30DJaLYIdoFkm0FLjDjtS7nTMVSmururDCtGRuIUOfJIgVjk16Fhw394YQN/+
iaE6yMwnRKvv/Wr5/rOUib4Eq+iB0qYrSmeKEwTctYlvJ8nPLMCW9piCGpDAu6Xv
Tz5SeudVVdsh0q/N1guamLpofT62LEaiTmd4gC8tH99deWmipb0kqDh0KtVV6i6c
En9UADkxHxHsjl52uaaj2tIobYU2a/GQ0twMjQlp3mKgfTldVakDjtBIk0LVz6Bfl
9zHI4v/pWCY0AwXHvJVv/nmmrjl7DiLkeyd+eQatZeT/4cxe4+assKyZV6yAerqQ
jH20x+bQS9rJv0CSziR1brJWxoEht814CqiW3cumZhXPJ/7CG9VqUac/6wfVQAcO
JigagqwkUEJcNNoN/0X6w6GQ3bbdZLQ/L8EGRyf3gXFxj/OESP1LOgIisaAqReb8s
s0lyVtIbzPwGfxp1C70XcOvfhoKAHBSctw0mElcWyhU7UPxmQuocVxGq2ChOHT5+
03+8t7g8l+kx5G3SF50QTqYTGw5Z5PLq8bFwiHlfX8SmJjIRnYgvaPRvvmR+rZLn
p/Hm01vheYZAwbhYAJRhioeTCI3Ho3pcZphVNenTY4uYp5wySE7PSyC2jSCaXD1F
LgR9Z/TZEAPcqp/2B+F7JMGEX6kFcmd/4aA4TpEFTMcX4aVamqwi2hESuowjppqC
j6sLzZqUdUHKbr0ERajH0k30SptQHRZyummkstNW2dFA0UrcN8GdDC1a6W0yVPaA
mh09tRbesSch2Azz7sknXfNiG+2gREG0krChLTrBvWNJF4QCfdIvmdUUHxm6uPmC
v0Nh992mljEU/bvnDSfX5VPv2LvftGcin49BQAY9TM0pLnIWE7e497wn2bAheZYR
pbmL5CbIHduq/jwXsa/S6uxrThj2Ru9IJP6Lj9D6it/zAazyg4jzxBs7pXTd1x8i
ex1lGydx+N49fPiVYeYvC43dLX1EiRjWk6qdaILj8srfe823Hnr0R4ZosRNnSzf
zge0e//YHU575pYT1Sj8/OCPhBWSKH6gD36mAxhKsha+y9Uj2tMdqv3dbQHU5LKV
4PDaK93mnoQZr92eXQkTJHSTepfVAs0Jdg8qKJWHLWyhwwC3luNASHFal/PCq703
0+mESaCgXqK3q/jMrkUKmHzyfa3Yep56Z2eg81GSrm20ipldR3a9MIvNU1KEn4eL
ny+tnPxpXAwwtTV2hhud1LERJa96tYRka+XNyTVqIppQfk5boqR/XawtxwmSl/h
53tFvHka9EYbeqbhazrwwdzmuC55Zjt50HKatbMAvjVvNVhtHMKUuozBJZqlo38M
jndCPMZ2a9ZFkZk4zCYZ0rhM9wK7votBxip6PntXLFuU6RYhbAMBbjH0nUWZXd
kXLqEfnjQIen/PtLvlhul4brktQnjK0n6RlVE39t7XyX1vu6NDlhggP9z7r9onjc
hQnmNJeAoC/GQcQQQCF1LOcpN01ecM8Eo4VLfKwagLXe6ApeHS4XhIDE0Eike6zM
wrkhc60zmgqioV+JBVQ3kkjw0WBf8X0pvxCFJJW1n509GLjggoziZDorDhBflp6x
d0MCJAvGkMJQ2M8oifNSDLs3mA7PZmZ1hUkg41lmPFE00m7yU2IiuLDDJGgHXa2c
ufshJr83G9dY3KGGHZ91tre10RBg3YBNzxMn1XLnA7+QmYnQULqnIOiBj4JTn/WX
5ZEgVZ72wI03q7CVH3KcbHu5Wm3lboZbxgY0Fr1ZHs6hYetw8zzFjwB/mZwSNjA
i1dfFzzputgC4SgqkHvmmLkyTLZdqDEaeMFgkRVex6PR9yRpS/LAgcZQxASSzyU
x22+KU05LhdmBzCsVoKQrYwYbc+e5htLbeoCVZSU7NUkc0fCKtSNyvjTUnrRStI
qoJ3jGD5lVybCXitA5aW84zoKXF7/PeNp2VM6l7FI9dkWIZeHUU1dFcxTJ0UsSbF
cktPpo7PNU4q+dpehMvbf18CuX4TujC0rHpoNkPwuyTxFiccfnp037087ZA8JYm
K90GxEgYXpqKcUBowa2XEV87bmZlhYvQ3c/ZskUs8+UdEgX0iMosSQFfa0nzpx9H
5mR1jMjEu3f7jFwYvhm758nMnCWRIkcu2A1JTTHDTMqf3/EvLZQg6ATpx8uTjLv0
hHm0+odj2UsY90J0w1i+UyLQGNvBkQ3J2/54XfUCOZM0NtSuycfseSoW71S2sopW
Ntonxkx4mb4MI3segWepUkBYcldoTHxwVxf8C8Cgddo4HjWGrywpzI/yoGvf/li
CH46940PZxv5k53E6BgyCjT25h3Qxb6fjubyFCGkbZEevo3FrPTMcFys6dqsTXAQ
nr3nybGwoNm84aJnEjnoo2gKbnz06BhmR4RvYG0fo+xCOl6PZxQqfAUae/qetzil
jjbpK+MAGboiq0u0HSGIw5vLI+5kJ6koVyGarAugzmUX/E41DImq7io2628o1LT3
4rQEQEqlbq42pdR8C0fdGfdZb2XpXi0qs7mAvdUHKBJDC1ByDfrH9P0aYpEuZVC
D85jhXXLOYkFkxWD4j750P00sst+ZnpGLa0svYN1cYZs7UFcgeQRqoZIP0keCXcg
ePbV9VjF0wufc7Tiq4b+LTQXu77PreM7X78JJ1qtbmpEWv3rLiVfiLL2rQRHCqt9
lWUPJ54tDk0k4/j+Qs5ojlf667H4hjzEe1XIhUdyMra994+V8F1mPXj6CZxhbILr
+8KfWTzwGxzbc4A+NQsS1Me+lQMN6z5QT2QDqbNGML6L5YiikdlcBjo5uxlnFDVx
bb7duQrMay3+7CbB7Lk88JzAdZtWqthbxdS6RXYm4ix8RGeLB8HF3xymFdbFkkNo
QbLhN0uUwGvDNHXSEhHPfgc2eRW0HL31NjnoH1QU/TrvSVCL3BF0wG//lkK3xM
W+gCCBEXSSVoIT72BmlYj63nrk0b7VoRX/gqrT0U8Auaohs3C9d2MJxInbuW+/1n
ryAiaa+ayTTnGfyiNCGR7pt7BpL5PLMAuZ9j5vqJrXW28RFRxryqKu6HtlvZIVH9
pwb0BgcoDTehYwsg1AT9thXttnA0AesPq2Cakvd6vyJLMJi0h9AoxayADXJBjvWY

Mpxl3xRy4m5Q/XfWw2VPeu/MrXvyv7MMxPhj7YaYJPLFFcKgmLY+xdwW7DEOuDK
q56iT0rtpIhRLl8XoB0wBttII3z7qE8em2n2saarsuyGfQuJY+4qLQX/IN7nse09
bBYiZKHgscNmh0I4rSpohyBwvLutBEnLyt1unh0ke9Qshf8Ib2FP5tgTIYOp0KoB
rDFXcMoV5ylpAeZcQbm1tqr75Qb0AuPN0C004uEGuJbhTIq30SBiOzIl/kbPwqGh
qQ3r4bd90z6slH2G1VBCCvUHR2tyTqkOS45tiaEVKfCAN316nowG15aTX0kB5DKR
/IkKvOmbnyZ9Hw07yruP5LDA22FR0rVjJqGcChTp/i9bJ5e9S7Jf+FF39K/MHLlJ
3i3XbTgVr4Lnb3NC1vd7yrXorTXWXiazjHfJbPCCc5+DuMLcHJEerL2k61GdMQL1
xwSij+wPS0nzQyxvHlBxMU7hql43qJVEcjyjt66pRV7umQtw0JbuVe5/gsaRgDx
Zou6Z9PnsKTHf3YSq+INgDN+NrRUsUvXVjUoABDj6cUNUMQehkiULPeE3Va3Fhvr
GblN2q4s/Zf3HyS1wzBpLwFJ05cL6HPULgfg4V9xoxwUp/gjKTJYAc8tmZdukBR+
n4BkNuhxam/IIHwXNXqtSVBh1BGY6hstsmhcZMSqUMxXwQAS0qw2+8y7qNpjmHEr
FdQM0yjlvfLOAeKwUgE49ScmoGJ4YTEXCh/xSXYcBe9Pl7nkLc0pN+BeijSioLK+
L6tDC2Xqt3bl/Gu3d0H3gcuBXLQHqSJYChcChlWSNuBRucH60kz6IG3bah/V+QEC
5d4oMx1mMNNglXAJftul+8pH5Fgl8xnqlm9xExs/US4oEV40IeMxknuLTJbTN+X9
Sf289SIT3MzkKJHbQQqWq425Z90kfe5VgU7jDc8IsLbtCR5kTzqTLu1p5T9yMjFp
kFR/bqu0rb0iSeC0j2iMgsfz77sjnU54yIiLPU1S5HjGhVL0AXXzFksiv38c7eBE
v1+k6YQyUtuLIRVXM+A4PpTz/iRCQYp0vLYRwRpM/vQXcYtxYun1If1wLZMqfsJL
A0hdDpuk/Gpp+Zv/RwD7iLuPTxugwxriKKEznNVd94B22bufc42dvOFFtYvAedg8
ymCqTc0bB0fviTraj06SrF52EPmCbo+4mV5GoGRsyNM0bKRKGJjsKW6u7M5aM0Mn
3R1NAIpxNyTtK2RCPWj0AcYzD6wTAtf9QQncDMkHmTCoe+3qcvSUiQR2jgBzuaM
8Wu+QZ9T4HX63kzp8KonbcT4ekiGmXPQQPci9fQlzp7IgxTJMjnJNanUWJLhVgX
oEfJ3xuYAWkLe0W7UJkIMWGUwxCMx2rYy8cEyewwAoD3oX5R4Ze4AYr324JEDm0a
W+G0iyXqQ2L1ndvFS/CaB0hdY3RN/JZswXvblq0kc/5bCnd8+gQUJcRZdcNxZsR1
F+UfQFcBu17v08vy+BIpy1SrhcL9iLwxdq7oWjKdSn9yKcbZiRUj3e2mzsHQoPaA
XZZ/+uPMTLcD9P5iAykFzE1ZpHpZhbTlmih7CUwjoCtmbpHvxGXFQX3YUJDSI+Um
qZ9Wbx iub24DYB3Kycwp+ILX6SrTY3IzZNCN9UHfaiwBvgkA7oGKqRzj2vmnxX+k
4ceMtig0LDrfksqQc2vnVmcVbFmi6bqouPzLnGr/416YDBUV6UdAKM0BFRnx5aZT
KtB45N9n5Bj18E1K/nLYnGq6+Guvo+10NXykWMPRwdyHPdj+kunIxXpkztTJSAI
aabwq3JERHKBIjdHrd7wOwkTNIpwfngG054Id7P2JL29XCWR4ZP9xm/tmxEw9bKs
FwLVXEjVsWyJ8txNnp2AnPS7fJkQe92oExeD0sYZKWocIdey+w0rDEkWEzpuqvj9
BZ+BFFKOUVQd9LrxF+F1SiuG3mCMuFVH7CQZV9KnIGERonrd19Pre1sw+33g017i
Z4v86/smzPI7Nubj3lRds2wJYvCsiqudfapzlhsbIjPpmJrzEVWRoqE8bezs4wFPP
EGPk7dX+QBxxVrQL8trAP5jZMGL0e7185F03ZanCgFqksQeIUheVcfqt7pWGk6W9
7Gx+C6abNxoUvBQKgeazY1yiU/GEQJ50AHmKebb845m0eZ+JVtclpLeojcqYAcUtr
ZLr29yHzBo1VmF82TAT7dApLI6aTZ0wdUsWSsDJTPqQelw1vv4V9SH0vMlyW2vC1
j1XEX5wgiUtupssZJuD+twTboSbqDL9SYugjGki50dUAV3h8YZw9L6jTQA1eI4Wn
tvxMQmsuDMIGmoLatQ87SZD1qqogo7jz9J0jvmDo3X3Qcn/WiEm6Ys4PKX6/2RMt
R0RLumw2h4Jtyikrd59GwTFweCH05ECidA+Fe4ohqXY/v1UfYkvRqOKNYP3IDx1C
y+BT9u2/3KLORuwbt0EQFiu1tH1U5MHGs90ah5AFcfX/paNbGgilll0a0J21RX3
B5T9A9eLQkQvtNguq0Cium8cAvlnRHMDA1bbCZssFk1rnCb/Ulv6B88wKuXc4yVk
0VQDispDPy0UciDcp/REmLfKgxhLEaTLAqWAYcAosBBQsvWZwc+901hrW9uLl+6s
xi0Xfzv7RS/ruu3LfbZBgfkedE7oisru6FnGGRs2eP4ZKyFwncRwA9yE7b98eFH4U
K+TLET2V3A7/J3piwX+3UTs1JUsWe4ME2Xbz8KYZuZt/r9FIz/dGnSEnTyMQnGMw
PiLxDi3/NPMEneyeZ1HtTcQx+Vb0GZGt0SPrkMLyJ0Zb3Dzp0uTvWcEvm652jpY
uoeEwCbSr51ubb2rzZuYj4Fzhox6fnVdEwuPG+rm8qq0F0f6WLS0Q4CL1QrUXNcX
GwpQ+hGP4cAuX3z16yuk3MDF+0YfZDPbI53tvQqwVXkQbMwf692gWRnvgE1+1/03
pz0o4xw7CvHJhNwvEJZGIvY+WbEDKjb1MWXnFRfEcLgKF4KrI0U8y4x1biwXtW0c
cactnd/HFLZE6zvz0D2akhjjFcPy6txY0wItBCMfDspGSfSvLzn5W0LA6DqsHIj
azs417qs2s/oaM3YuLrkM60kw1udF8gVvf4dBqlJ8jpd2tVdgpURsyU7VqwjT2V5
+yYjmvJYCpXHf9PDFra0aMzV1l3DutYFu+KR385MqyCQFjrJvF0A/yjFLqxpRtttp
PQf6ZDYi1uZJtcWDryfMqhgA1p963DfNvuEk2zNpoxTcGsLRBhhfb7HaiZ5J0bsy
jkBK3Uh7T9U/lpKxYvH8Hc+1rhQJZZawf7D4j21UELvQVTFBJV+6DDPEXBgKTQaB

+4Vkl/qBe78axFQi200jpF0b/Y/6LKF3ghV0sNv89ukL54ga36zMLrVhrYm06FJ
U53BVeNh2+11SigdXEmD+1qe0eDg8aYz62gjaVTNzeJp7dirD7khTzoL8yzNsG3q
NuDosnVJogKwCFVjh+B2JCvypigZ5TYdTuys6+PntNOQXvX0+/uBG9VVwqgyoDGL
35B1/q82ua/JqiUX6TvW0VKIbrH2x7Lv+It92oCXanpq0LCBg7CumKkqpxSiM2u
87gD6vA48AWXYgEHMPDmuTJtgqRUBfWC7y44f8fv8CyyNa7D/7WrDHasgNrx/0v
AaXH0/icZRmXhONSHtSLpXmXpsKych4IwTnwFtBV4QZ5NDDd49hfAjIEv/UK4g0h
S7Bo+zuXFLzYDME9Y9bE0fwm9p+tw095UNEACxPCxshGFT1bZMKF346NqsQSD0NY
M92EgqBC0/sruq0EVzK7LMC7lcGQwnJEH9W2GtwI3s9D2EFCBd3IxJnV57RgB58q
eFc0TWUy4BGg8jhLI5jaLghFdh1A0Ctj1KsnDqhVqSiXLhAwd3NgJG8IClFtaDLN
740gxJG0vZAzdCZGewHYhi+P9TLFhz0dpk7bGjdRUcKZL598uDfww0lcApbvqzH8
dwFE3k40bi3/x4eIYYh1CXoUYsoiDRtvyuF5RMsPb1vaQ4Jq1qGHE5r2b5QDJ
YXSBjDMDPGuTT/XTYcYlSk/fBzM+ZqRk/xXTr4spuqmCU48AUS23Fh5bxUzVRNP
WXHMHUBBJHHFKI5FMGRS0JGDkNa1EN3dqlLU6ibv0ziJ1y6rDM12CiTrjCfWiyP
nhAapQ5GjPmwLNoj4ev46fX2pFBTXHDzRbcJ8fGqIRv0FV5PxSannflaQecdmhd
RzGG+R0TscXYua85Eilx2TQtznFP7wxgUs0syLYX/FhWo7P9IafG5sz9PKj81Xq5
s3GU6osXEG0oAPAD2il2zmp03EY7T4IM6laA89wkFd/r7Eb0cw8F5g8TMIFSLksJ
q6egHK0EA1xeNB2f0zMMNTZds5vILUsHgy9XD3uirFI/Myqp/88T6IuCXRdIDPTk
/BXAix7ywxY/iW4wp0/oiKr9a54MLPd8MoMsmI9q+3fLS7RXqGh/dLzSqawohss
+B3QIP3FBZcutq3S7DNjM0pJXWwnW7kqEgAwVLW5nBiaRXvrEbI8A4TB4jre26t
Q41iLL/A7jj3YSBJM3Is18RbB/tVB8/tnBMoUu1P5yosNc7TTwhYP5e2+u59I/Zn
p/5I3ZKrug4U/qT65uk9UkXJcSWj0DFLCUXDQg6cR00aCen/hsIf4+SUSTpG3+2V
7Dky4Gkjw6dztaA6+WjV0byz00PPqynSNo0m0476Umv+a++NrSGZ+k0SCNwWN30wm
cvDLptR0U/LyA52zfbf8ED7AyDNCC8/nIQdP7uzdtGOQ+3EUvUvbQNoTqjEc4ak
9gST8VCCYEs3e0wnkYzFG2KfByo10cUHbMI1qT5Hts6CNUug1Ltp8KyMwGI139c
EenDxZLF4+ALbkkyV5zRyKAX1NSIUYJL1E+HyldiZW1HLImuMTKyjOgjL35ZS+js
UA0L0Ds2KrfCZ/6PMvBqF1SDQlhIe+yhMn2gRN53tKRITjEko+hIphQc/1sRqui8
8rc8c28205sPXf0ZargmGzhc4B+eYTRpTi/xd/NH+MjSVYVjnMEa9NxVD8aFnJ0v
cXS/GpAyXhoFtuktVDCxkX9qSZnaA86nkUvu+0JXDDj0Ml3oq9ituYEtgfRCmF4n
S1EH7qamNZ5pKR/hEYevcec0cfJ9oHwxT4C6s6hMoRATHY8tkgNb07SCv6yqt7QSn
o6EZlbeFi4RZ3ey3kTYMiqwD30Izb20I4hsp1GEr4vFc0Au5xY8PdeImaFE4eIAC
1I++8e7KRWsa1t7nwdhEwg6rUTLw7u3d5GLga6GwXMKnF5DxGYaVXzu9MBLr9vgk
Ev0yBDTTRenZ0wFpbjgrPSjCxtRmxK7DjrpjBlbN0e9bS3qwL0coc0kCu8sChTOX
rfu8NLuLznZVwwV/vLkgfowuXqZyity5SDlne1uH5CZIPClajPua9YAz+J4yogsg
FBceSzbnychRVkmJ8WUopiogSUqEppeD5bvXhSi+tg6B5wvupljeMzW09qW+Xrog
uncbik17Zv5qjfC0d5B0stFtzlPdHZ+Hs/XMMju6aw9Fgq+RX9cM0q2kmrWnitk0
hcfYw2JXN6QUZqeiNjKXQ1HrR91IWyvp231pLYTDJ2ZuDW3crrGnXR2zABtVEHf7
fCpqiAaRcD4LWJ11ELMLXzsSr7tLo2VdLcarWidiZUjsS5UZ+ByBQTou6UhpYJisx
nb36qEd6Vzfp7hbpuV3kRfdMxuv/dD4HJdGHnQeCrK8j/H/QoNvth17HRLinzN2z
mMbEg16dqB9EQEkTMue9lcZN0c9N0uBkWk9x3c7tyijpwlqtdrfdwJZzdvdRgCk
/Pql+m0sHQtlzPLM6esHrp5Yht/etCaPtWS5whJ63JocbNXtD/ynB0onFpJoCiuz
h7mihq6FBOYB5Rca5q+OSU3o8m1Dd108CUWPQwBvFYNCLaQ8gZ2rGKEewij58DpA
+MH/k8NzincdfQraa12rLqWzVAsE7qcik4et3pEU519xFLVgFTTsAPfiWlvjQKR+
6mghlZS9goSo0VovGSgGb/UNwYwui+9JdR3uKKrmB5V0vIKjB3ujjuYHTxS0av5x
pzuq/Q2IHPcy+39anfnP9qJPkysAxb0fh03X7aBG3a3G0U2KMuIHYWe5qoGYQzsD
4GbGb/gbTFVRb6So3QAp53fr2XJt7X63CPID/ivnOj6FRoapR9vxxnRH+k0kKIXx
jqtQtz6Cay4EUJQiw0jHdLYtQtBGeo8yJq6wnKkaZwIh/anKa+3HLp0/Tjl/NSKI
5E2y1JYXQzbZe48PYS4DCPBikRjJ4XvG8v7KosKL/pGg6YUg0ezRHf8904BF0ji
R7Qa9SKC26I5xrJxjuMdUZ+GIp1UfDeNzWtGLuvMDkLMTI6mpHcMlaTPFFwAsk3
ctVR1amQs9Q53hCGy7g/8Ud2gDEaExE3ygnWl3iHdb5StluMAh9eiGl/E/F1xg
nc308K2sW5I125hrFS3NhoigAAieExSk3IOS1dLVmbiW2APpdkhBRk+s0VeM5ciU
4DvcTL9o3jbxWanUUtL6Bb1JiI9E/CEScPIbUtSFHECrXVdCfCu+Kdx0o8CGNBnY
14/hELQRPNBw6k2t400dnuYqlsIxq+pLz1cy2+nAV67PD7odDHSeuLDL3slb/VQB

J5wIjrsz0SGsiLsHHT16vCHWF8hQ6pg9ru62ZccrwWoHFpq0yiEqg8dppplhLSQX
4BKhpbfTscX/FAIxZemdseP35mLSJ9U77I4L9BiFs31ci2ppzEnkjiil7snoyczF
QNI+LpHvW9HOUTF9ZCaCKUGLW14uh/hAD92LUBFntR46BVek2e2zMKvExMMJPS/m
7zb3jcd5UBKfNdD/P3T8WU/QCdIYGpW6m1ML5E4q+W5ThnrkNNNbE8PCQSeRUyIb
iaVPMOMGd4nu0RBRM7wnHliaSVXHZ0WV4MRgSPqSi9pUkjICFFMo419/ZJ8rZMj4
Ggtg7012LLUTmSww+ymY0VgSjo8cRCmWBmEMtmbPPEJaiKD800m+QSzy6lcL8ZCH
aJ0DyknMvGvYLino0xdVuE/VE6dM9exTTUJeuXZsv7ft7EbJojF9zKhSaI9qjBcb
ZiDXgKK4TuWHYETlx2z0Ff013SfZLZ9Ufo8IdQgywqWnBr1VCqB490K2/MRf1H6Y
Cx9cM/M/i3URwkITSaYb0gBa65EZsxMxWDj8zn0EWYXBbrzhWwwHRQbehsU/CLMu
bWLEmEIg0la8e4hSxBjxkY/5S13A10m5/fWnHLO1P9LFLy1JfnLiQVJYm/x0Wyq0
BQu+VNceliuju6sKyXh6mhKxT07Zeer9e5LWAT8CT46VPWa22T+Q4x0zkMKDE4lr
W2BESx8X4BziTWPtIRzdrFfqxJ1c62V3TddDvFRIN0V6+lisAIkYfTHNctUoY6te
eQVswGECOMomPQPI4iLVdHm/rtViPjyJ3b5uZqf59Uu6aol8qSrQkc8PtGy4eGvA
qtNl0Xu9ZL/cDchwqgP+EdMhr+0kHa2f+n7mogKaEgDe8ZeNncTSY694km7t4DSX
wVUKbAN8Lev6DU68JuyOQRW0nAj5FP88m7827pjTS/DdT7VYzmopZ2rTXI4czhQs
ft++mIiSpzek0Uzl64ZeJkg0Sm+LlLzEep3EU6AzC84XravnLrLAHKZxfaqJ268
VwcMqLb9LJaqndJopG2zYitsZ90G8wOmpgDV7H/ohQeimqLU1GHXFE2HTtePuZCW
Nf+CAV3NrxsaXtWStfqlde8VfMMtpjvjpGLFBEjJamKNQJ2AYsrQxsjraH3Sr6iq
Lsq448wgeYc1fTgt0+QKAe0EywNfjkHYx9IfhEHnnvCXZ+oo56PKDwtvHl8YjYZH
GE1cg6mqv2EG5JRrc9jLqIN+xfbWyhdI007ocavvw+GhsyzbJlN46oLa+IDJoG2M
SLP/TubJjfgBCZ8Np6ACMy5m+WA/yC27+DVIDIRU8V3I1Fk1307/K2h6+JZ6bU05h
SDoeUPJRGDyRVQesTTWuWrGkr51yiaOy3Uvm6LYuSzjJ3wPGtsrIVR5sobA4pr6E
XQJPoHqi3/k3MdF9VCLoh0vQ/Wvyv/zoHtb/WyJd0n7wnBiFvrHmKl6NyyPoPiD
UAviGyGSMs3wLVNcBMLpw8t9Eu7FCBuSvqQ5pYThWrsitxc0pbzCuN0YNbJiJYL+
wJByjX0msI5wm63LiyNn/BgXDxxdKtLQAmgZKeX7HF8QkZX8BYoGB8BJUc8aFhPQ
LnV0tyrnRzjiACbDegiYB80rrRye1A62B3kGvz74jNkb+rY7aLuPL9E27hJ6hcei
YxUh357XTP5dzLdjhS0NI/Qjiee2UEQoqTwdNmg04LrIsYvf7dVFL+yGBzPLW9TY
oyQIp/IZQfUqYcS2dA9YfoB9nFBg5jcuJdAPIZzA9QFCi0Woil3ljrpGeD3fL+bK
B1DEf5VJpUx8t8/dyp8A+peXpzAtjB37mUNawDN8mxneGhidmz5NbJQ3NlHm0TwN
Y2uwg4aANhWEANz65HTaCiQYHYaSqYfcU5lNwqHuEroBvwGVRElBU/qeQp/7WK7
QUb5Pnoy6RCuWSTksuLaAWbbXV/+OLC6kntxZdTwnXJzqKbko01YU15UQG7Zxc0f
vM0Djfq99Vav1zSbowqbQnKvtncHeDoG2khXpYvV27u050yqUEUqdqoRlDJ8lrVE
OH8FdSGGwzsj140DPcolI8meSZyIp01+cuK68eHLPqCs11ZkpNRpg3Dwx40HbcGZ
n9yP2NK90yUcQwyFEpYwUKtgpBfpeZLeH39K9Unzd/oQknsJcDsOoDhVto5lJLbu
c/qsW6bM5FoqK6z05LDVby9vUeYjL7W1CBnRndq+6RQvxF1avJmz0aTXWwSienI2
Q5hCHf0BzvnIQWbaBBYj6ysk+UyPozifjBCrIM+C+35ZhxU0cp/0HYsw7G7n/8B3
+FreXH7905s20wi63UQnxHxWkSwQSz7aONPt2/p12wIDTroD5leszIMWFpMZGU0Y
E0heTlby4iu0g8RiktPGEyJd2Xp4GH1gFhZqLLxzospq24fknKqliJT8IswoiYBp
M0x7sogibeNb0YDZpkotzSM841wN+ptHjksGgTEQUR128v9EcRPQYPqRvjtgTnUl
C77FjWk9NuxqyxHhB1szs276hmUf3QbDY0tfW0EsCvgoVl3qPpLXIxes8ADo0nWz
hsTcbidIaKn3d1xIst3p6NykgnyZ4wH93PMw9EnRltdcweTuLApPHcuXTbKDr3jn
f2GtgL0hDI8+MZt30hhj9MS1Bip/3hL9BLaKasMEK5VdX61gh20az353aRPNH3PJ
pY/3Cx/PYomwvzUqGWMCEg9a503pNcRYb826UrJZVcBPpLqtzkiXmG8aDCMMJ6VS
+rHh0e4tTlHBo6FbnWcmGkMsSHRsPfiZ9HHK770d6+3tZ06AfhenkpluJt+LYG
yQ+DK7ZFgh14KSSoVzKhUmdyohuzlJqEu0oAq/oox8Lk4zAFwVenFzeVVeBHwZL2
tto53vpplSGCtYzr+xMjLJeAP0p7PGl9vBnNEwZxpNypgqjNhY/oN1A2KeANTv2Z
wmK0ocmHF3KGCv2PSqdx3CLJJ/YZPqs3HYZu2TeogvjPunYAcL681g/OmtCwPD
01AoU5juhVFMX8l5Dn6WDEh/au0RR1eH20AVi8QysTrcge0Z+cfzuDZdClkegGt5
m9jqph3q/wlsPjoAwxZK9one1C8H7jEDV3uNvsIVBQExrbSw3ecOgDBex6IScVAv
VFhYTYZfYphv3jRtv20aBumTE9ANukL05VIp0c3ehIs7NsZ8bt2JG5wgHaBwciYn
DeIFySR83DCVsgj2kvzmx9yCAkjWo4zzCNw0+ckXr+zTcu0s+RvXAmV/ruD0602q
kmDJrydt9EM5SlPXL0HzHF6qoN2IKUccjheKUCBUHF2QcmQkob3gvZZP3yb0aXo7

bBhY8WRWBODn32WM/wm68317FjdCBSoeDq0TZ+SEfUQTUsE01f8F+//1JJ4UhL5e
1sfDM8eewM1tg29Kq8zobY54bxie3j5s1tmcZesQiIwhK5GCsTjncGpEmy8vUGo
YUwPz1bkriFyPWxOgRZ/zWix1Lm9nE9kqUIev6JmVTf0SICj//YDIIGQtzOdVdAl
jivJCVgBCNrH2WmMehnYwqBIqGHJaEi0qiUV2W+p7CIfyOmQ+5oyWrj4DouX8wF
yckIRP4JVhXEfrBeVB6zcb8XZVRVr0iP4m4KQy4XUve0FU+voirQDLljRAhfWMrA
jxpnso+kbfWCRpr6T9bgI9v/MhxyksaFATUg+uBGvfyOGjnhEae+TSUXQHRmwCrL
i1IDS6972+y7UanRlydTYK29ho8feCYwBq26oX/EwO9aQQaqNHCITqITg1P4sCQ5
NFC27WTHGdnmLqESW5ZMrc8xIsAP48ad+ILwtB4RqjsJZBL4gRxab050IqtFLURG
Rh5M0Pv41L985ngfd9GvRR2qfSenCz2F8BlrtFJbcIMRdylMWMUOjZXJl+0ahvGk
iElhHscwETQ83CYxOYzrhmg77WDiUZ0+g/LB6ARLwAZ7KECPr3pvXVTtqTgVRW43
KM0+uYaxEcnjHIQZE4ncyq0x4jsQRpkX+mNAefoklTtPtX2+ai8J0HLpwmMn7MQY
owDydYz/W3nnvERKokvTa4MF0LOC3NbzIYM1QCcsF7zIAHnBiauWwzSFOayFvbhg
eT+6c3r01uwidEds9QVxNiYLLTPZY+Ow46BcG7ksyd9CkfhVgfwWfY64sQ28d792
f6b/r16qScagSb97u79tH87VkhXHN+zcnhiZWlnpj2uW9MA3mHuHSJE+XhfjuY/9S
XQ4d/80/GnWMhw8H1N/ZxX4oqQsjsbe2eTK4yVXUex13lRHD/eoZN8PV6PV5WZeFE
q6JeSU2Zdlugh1jtpHTPYI0/Bd3AMf602C8qOwr2zvFqSvRc/pih4k06vtTskh6D
Dzf7N1Kd0PfhscfnfQAV089zvZJHZvaxzJBjNe+qZjtI8XPNx5K8tUFP3DxPMPP
QuaaUICLh0Yz3h0KI5KwhVuf24UpGQgITwuFuYn2HADgOax8IFGgfI6sdsn2qu3+
2B9yl98JECNwDzES9uYazenZka/aXbJTF+FMaZM+Z3vkRlGwzZ25ig6xys96wiK
of/+fZ7pScrAyrnSk0m/2QVB0e2rkoRQaaIK9IbYuaKMC3RT7f72/q3cZLZLUM34
ggYzDnDwNF1p5y9rgy5xwJNdNJIQ6G1anBINJAnMe8K1+U9rBfxBh26CsRwYuCK
0DzwgEetUq7qBp6rjpaau+SsXxdv8wBCH0DL4eEQ/EnJFgoogFA/Q4vr18VLchQA
V3RqPpsMQBkyw3M84TUkq70oGI4jIQUZSxa1Ik9uYDK/p75IJQZ5WThcNbJyESK+
QOY5cySMEhZLoX57eHZ1g0xc/q6lnOazmQc0u34moGtKcw1rmAvK3wUqvNq8lzYR
OwbcJNXFg5B9VYbjUZckHcIr2KyMg7I6dxKuA6FpZ7DZ1iUUfD6MxoGz2N9nqeT5
yWwHeBvGXPUQ6Xm+X02i5qR6GJZkDI3OV6zy1uJlBDwtiwfwYD4odn2JpUnWrVv
yvoJ1HZhJ+hry1/gBfrprWVHiUgC++1YWI030eC68NCb2diFwsGxrCCQkZHTRxkO
w8BBgJrjmsFuevDDa368ePL+4M9mEJQetfe9G20Gajt3Bz5yTMi9EeOMUFEDrJNs
CRw0pn3sKpTt1FEzisUwcmovx64MB6DnW1uU50gi3hrCPuvmvudy0nikkyIJ3uaC
c60qRnEn1GLqRZKrfS6cF5mM8W7KIG+apcrUxQ6KqclK0Z7an1qNl28dYv2Pxtn0
kA8yQnjfp03Tskf2W2onxbYgmMvXYFP9MXi/TAQGpAAd6flhLvXSHt3xa80z3xuj
ksvN/QeF7Z7K5fcy7GwTFYTXft3YXl3vPc6+muG2o3F/8vFy2cIrV/wTBoLphQ
qUN7KsScUwDcKYd+10hsG3J/IxQLt16Wkq2qobkTWhc7YOM/A2ropiIlGyuE/Be6
pAgns22nXvVqRuIKFiL0qP7pQQ/sMLON1R0+yMm1EC3dl8yI/vNEl6gwuJB5C8n6
+SxIrn6weWxR+5Wsn/4Kmyv1YR9exErSord6teV9+YLU0qcWywtE3F/tKUz9Gs3x
yc2KkVMRasK8d5Rtqm1xGU00q0e56u2zLvypD6C8f2OMUNDj8HEGej3PRc+HBmc/
SFq48BHvq6Evqq/I39mWToc463UtsYP92AY72F0yLo13X4URE4x50R0ZnMXpT5n
nEsJDKmMwyTqzhF55UliVLZlxA4b3gTp2JtxSrdUJaxL59SEm4TgX7ZDlsj5GeVS
Qoyo3cmHr0b5idqRuNZAtzXEdOr+vL0+CabFIqdLQoXASSPypJuzkK9/GkvzYw4F
uh0du2AB1Cixnu0VvnT+RQNuHI8tovxmbz9eDUmx5/Wfci3ZunzCvrKuLBnu+c68
+w+S0K+yShfPrIrY/DsR4wFla/8BIiqtyY1Lj1ClMw/oRv8aFnQtF5U0/sSLqAXr
xuIMcoSgG0QDx+pJ/pPEaI2EIUlGxav8Qny3icinK6xkmlPR34nwLuZhZlWSw/+2
bUXvk+30+uSPyFfchZTspQHVKF2fQibGR/vLQWaW1xcrG5EeF0SvSd+1zvtXG8U8
MXRavBD/bLMmJdbBVRfyTWDpqlrLVLiJ/cJvcP3oMJ0huKd2ibfzYdu9WhxV86+
k0BSzUqEtK2JTSZvGA0IWl9ebg+wimODmyRR07Cxedf30U98geUwww/nvh0aPIgZ
0dD1+C0xibV864ayXG0nJwE/07npUyPSqzJLjzobDgEf/b/dolkjIE9XQmxaE31d
Eiuwk0zeF0PNbn4x7iPqaYzftHo2TdxwzELuedT9UYD2x4cBNLTowZGt0oY6HkFN
R5j/ge35Lmq90tt3cmLZEwIrWaQSDoR5i8ePx94z5nUEXPQSE13yt9bXXny5Wic7
f9CY54iUuwLJnp5S8EF1bQ1F00wvZ2F7grer9ft10KgkDXtntQ5s1PHKIZNP100u
rF0EXv236uPT6Ib51YCVeOY34CF8arg64o5m2mC8bfzCJ7N4TzxzkZaB0zbLYHy9
MyvZqLeQZTV8M9DfldWYRTLaaZj6Npaw8bohAqHOPWwvPAJycqFLtwK7uSyBtyZ
L4tM03bEYvNgMjSJ1+5+dKwbYPNOqts7DWcxPoP1vK01d2YnGxIX6UTA4xRUaKuv

bVkBAnlMtUT4vIu0X+twF8vHpB/KDLCRIQ0isF+Md5XhfxZjodjLYSSpoiVw93ra
TDchkQG7mn9q61pH9xyeyeEENCNTud+QlcXERahVYDY9t9R4hPaFwMT014uwXaG
/LyVR3gH0mJYxYT3yrr0RYePDYQGvuoecBl7X5xHZ7sqVQPs2Va7RB9lij7DMG1C
tjl0STxgb0Nj3JBXaxQxy7dFpr10aF/1PhCQclrjQ9aw3BTOPTICxAWYxBaNhcp3
z3U3t2Mw78fcYNrxF8fFPIWYvhF9pLLuij10mEy85C4lRroUkTHZKH+EnX9BwCtT
mzegihpzTzXQeQmZ8jaoUSpt/Ajy8dIp4tQsDlhrxmJaJXd0/ryNEuJ+3DnxM7X
u8cimkKdyXP7G5iMhUTG0BB3hUpBS2GgHSSB1B0/56hBK0FZQawipVMZXvrS9o3M
URRPDLy2Bs80SzQA0U4Q54c2A2jzttVrTiwK21jk3ekCDLE5WziEFD5IIiNwC3MV
IACpXALkVxHJKYynyjLMZhd3v84FWP5RMVhJ1Sm+LK36K5A8unGLBKvkmuBy037y
f0xRi3gwVl+QscH8NSTT/Pss5TBB/1/8FS33+fj7ft0uBz6K/xrvt/4V9zRUAeNV
FtgcAsr4bycU9MTF78H8oxuUrsVnHeBnD9W0ZoakShBEXuePE7aTJIgaWM/6GSsX
P4C3mWR4E/mkrMX06xPARIUcyIyZVrqOxysIEc00cRUNE5q1P/OizjmMGCG4zBrt
oG408QxWIFnwLPdbJEBM0+N+6cvXmr8zbI6z6Ca08tAdBe+dhmxRTyvvs4+aXxOC
0ieFtUPnwK+Gk0P2ufgAqcYG/yv/8vkFYXcjoLisvzBNUKA4auI08rXYKEkuAABH
M2Xe6vh25730qwIirkEt6pHEL3C0xpu03b7fmyDkjq7mh5xH00p909038WV3kiMW
zvUZ8QeSUBDpcLu/a+2SiHPE1gBfrFKFdKAGMd1/LAevzvOLI2/3P2pu6N4x0znn
SrvfSw7zoTY5bYgNB6rPoV1u2F6UmskQNXrSx6tVdGEi2RgoXt+yxY9lQK0iMyCS
Lfk8g5uACmkiifi5RSryc10T0kbZzxjwHuyAWJGclfoE5llhd8kyE25ArFmbRuZch
ggzsu6c8Y8cYa1MvQP5559/um/M8Im+epC2B2c3qxyU7ASjdpLZ/UwU9UGzZK7Qi
m6W87gerAOuoPosedKtErzKBXsSpbrH7tBrFN8Gvtp9/UzzYFRPHJqLn4C6u07mL
xPTJ5K15Y48JDj0LJH8hIgdfsxrlxhdSnkVvjapggJE+8mEpuQfj/OxZxqheSEZF
NPod0B0QzirgyK7qORBjQJeyVZ1lRRj20+NepXuyjOpfZ927TTBgqPIVU9XL/AXW
PesqKnK0hgDpD954uxqKctq8q+kcg5uhTLfkz8Yx7WYRV9W01CZQXWP38QbIhAap
5NpSa00tr/IVP0TVuhk/kQdm/Hnf1cwsXm0EfsJY/0df3UjyLMS9ofJh1T0d7ZbQ
NLtiPjfl5B2cftMR+U9aNmrbDvx/KczA5HSKadMxpbS+o4ENgVXp6LzraSzQKkrN
XfhcH8tHUBfpxvDL7xJ82xcRgMi34b7lQAPzx/hR3my95M7pqcOhW6jk44ZRJ8us
pxzPkEh09g4TP8N1p/DLn5vh6MQNpDQPy+QIACqNqp1nfHnvug/wXdiyZrC9FaH
wf+qahKP0AqEys0D1NelXFuM0+/b3act01k3FfpgJA36bdfRb/1tGfnNZVTLM+PC
c7v81BIHfVaDjVNd5FyUxVpbGYoLm8o9IYXzqa0TQRVbc/eLe/Qvj/MqFoEB1Jek
uuCWYaam7hgszEBrajfWKWvhqWdGYGT+EITZmZ/qCT4YrbVa2nHDvVKTotzAaNAa
HlwiQZDYK88k7fjvTyX6oXQesngJZ7/d0U8pKB5vDYvh919g2rQv47X2HIDwr660
9AFSzxVGe+BThJw4KnZzRi2eTKvqXB7H9m3TkhoPrbVHoRMta4iT73FT55hfYsFA
ORnrcAXxdqUsYqRPLI8Q993CtWic1WV4hVDrIdmKlyOPEA98YRBNrWj8D0qCGzFF
Tf9/7aIM/LNoFwfZQNvzqbTkLD2CsBrDH1UwZIBYJ82kYLMoaoAXuKtlccARZB18
nwg1subaUSYfy709HrL0La4dWmgKVU7jLqM65Q8WbKEBp0wmvSLJ7xyIN1n2y4v1
Pc3NutEoXRk06cyM+GuuEXbZEVsSjdmWYNAZAdelRHh68wIBqEmXEcr+Q8Lw5N6g
hsVpwnfMERHJerZaz0I1/6xnmWP+XbK0XJc9lQeYUbbm0cQonf20FEFNwL6uHIRw
eo/bUoh0g46qgaDXu6NTB7nlHzidwV0bDCv41Ee0IBpUvMkh4a2HBUGWjISfxTiM
L817H7GkPP9MY5aoK3iMqSY7ZMh2BJ+ErI9pGNbp1FgS+Ps2ftCLKHPrhINyNLrX
hBFj54q7g7k9hqyn6fVUWtXbmgDqoaA4g31iUHwBDH7sfvTGIzizj8mR1kJ+bFf8s
ze5FLUDCBGy70a9VrUJCfLhbdPIqtNot5C3T2HpsqDub+iMpLpcDCarKmicUwHax
vZZ4C/e/mN0tR6KTTQa90xHzZlZ8ibk+aZl2CyhPr+gbkFuod5cBWrnuyrIdycpD
EHQxRb8qH0ZaZKnYk8xwBgRpgbPCBPexGbAFS6+lJPYz+7pBptnru9FV5apP2JL2
bf5HZ2KM4Yw8DfC3h872omAW/Uf2ouVB/Wd3j4zEjmrincjPrKY8JGyGvzvxyy4z
/pf3crVEyk1/ez9S+51p004Jcp4qYZLrmLS28iMn/cR2rQL7fP+dK4crDDApJkHe
58uH7tC8vduFuQ5pc95HsaL6DyQRyNk3Vqf3dE1v0B0zoBv/jCduB3FVFS4LByYk
UYwFHWuSSr0sq5r3dR0x09CC6PmLguysY0Jv03pIik9J2DjqzGmrYyQ8oLi5tQ3W
8lf2LiN9Dw9yQYST8yrRz6SQTvYHNWfsQaXH9zhAtLXKsCNv7vyr7oT5NmckzXTk
XpzpKNCsZrNdXwdz7X8GyVZaeQJ07F9xwL07HhHWle/BJSJRLCcqW/q/opWNdnC
00eORqGWU8oadwk+hddkUyr9rc3PCp92UuiZq/2pDueLbYtmutohyISwyURTNGhr
UFTpEMsl5eYy4qVi+06yrx+CFy5WCaTVIDbqrJ6rF1rC9BqWwVg7fYTDraGow8QH
6qxHRP1gF5+z98DgGcwn0bAAZ/a9d6eYDhP+6DgKfRZgUxzUEo+S8KhWmciwLSNO

J6gPmnd00ayfW+QR8amfiK9DM1L45neEIagIMasLPDweuekOn2IAaZErXj6r6s2S
ZGeDr1akGvXKgtLEVUFAtm4tieEfwCAFmAgbIZvde3Nt9WV3mqnQifaYemjUrd4
Z40x1wPN4LP3+zGvidBjlgW8mtZ8sctQpP3JQxcvHR19yoX/ihE8MS5qjsagNFQB
ceS3I+Pgvgylv7rLE5sEbEXChFs6v7qOn8dfREqC2vM8KhfWbuQiJ0KL1ldgLK53
jM9tIoT4bbgYrKIKTYy+00DB7/TXYHjpULh+l4TJqcv8queUQdsMM7SON5ZB+hKd
UUX4rakvnr1utqYfduqAP7AuUwUn3FviLwahDZVLwcN2cVkyoPA1FHAs6IU8NV2N
YXDozIkuCr/PHiVWuqcsgezA0/59SHRVLI5sOPf5+RN0UuApPHnqej/QDSHu3od5
1Tb0MWDU845xej1HJu6alfVRRryj4mNoYbc47kReiqnN2J8KTZ+3zymqCcLQSmAw
47FuM3htNxmG6DKR6CvJNp3M+2zJZUufZc7fbe+V0HsN8e9xiDJNHdZwQLRTD98
GK79h0OoybEGLFd/B6bjq+asUTLiX73lu4ZNMuQsAVcf083lr+Sc2P+bT5BlbCPpN
MI1M0+QsC9SANbrOS+IQRNeyJOTjQ0p4Kb8SfWu2/hcPmpEYDmdvPE5ATM448Bo3
uKGfQRc3asWMKC3pRWDtdlxivtd0RD3aris8suhD+q7akMcm4BERZB70BwAL6fU
UaTjtUJ/LAqo8ypITuy6A+ZugYAcw44TTJ4hg50xM/ESVjKRflfsPct11cFkqed
s09kltap9m7HVcp0gQKQ6WdmHq9NvVbgtz2DKkd4wRZnG/j8WDKLTLak/x2Xyo0g
hu4DPCRqTFoxy7ohSW6ivVsbZWe+nT8UKQfSyIyRQsgYl91iLJLgKWoY3Up5uoXt
CX3X+0c3UTVTZgWf+G3A8krAGHLtZxQznJx7zXJJiki230fnZ8Fj3pGIgUevf8Za
f5I1BrWjIQdjs8o7JLNM2SyxbvnwtMQV5yMMsYxH9x3W67IuP44kCALRqWqY93Cf
FtQnn+HksCL2pWHAXXmNev8CvbjGD+Bv/CserBR0EuJHR6Nvt30cuMqrptPE5Bki
vIcBL76SXTumKrxyQjFuJeeN9fYDTuItgaJwdPSprwtmq0Vu7KBcHgksE+TmtSws
YI81Jx4UrJA40zK+osKnjwXLDQZD7rH4QCc1hKd/e9fZmZkmQ6FuseSr16QAN5Yk
RqZP2R3fhSI8XC2Jma3xBmCPdbWxyQLXyGn6NUoX5t5slDOSu3PAdN9ezKGrmVu4
QHcFabHq5A3cHrz9voQyENTyCEsCqmLd5u1SEV4V17x2S2wZ/zmiaoTALRLE7FHH
H7ETGft4Hd5xJfVJD9Fbn8Zga7fRuUY49c/5r8C2QT6s+oS4Ah0eS5tGGYHK7Qty
Nv0ilEmqu+BnKp0aylSbFqr7UIsmcohLT2rqA3Sxp0jGoa8S26B3o+sfbp/L6YMQ
C2vLTqiG02PxYI5E0DL2dYkEiitBelp64p0LeFnH0Vh+azB5LqrJ2q0kVx9QBIH6
j/7790y2rtEuHzeJzRx5W2IloKfDbDcS/8rqRVv5sC9u1SF/Zz9cFyKj1tUd3MKe
ciHnRPUaELq56eokD1fattz9Kpn/dPte8xUZL4rjJw+jonewXTQ03JjEX79U8rWg
vP9vgKINLpg0A/I3kzaXLDcunCGf31pH+RNimuFMjXUackEIFXirsaj2cFJRAS7n
jrErX/7hcihMjGkWgWrcWz4gLK0+qTVEL5swLbu7EgwdWJH4Sv0aY1FvAFWyzWU
EG1ArwueXBbygkY0dwwILBLFc2nTzrd+ahEGhMQGbbwqkuXD1DE8imR6UbtTuCAo
tXlKanEwey3VcyXpM1ov4hzs9uPAvuDvXcA30DhCb1GLyEbJT0+T3/cEBncWsnET
448iWIJJohvxU0K60Jp168t1vDyUd4KCo/yoI3e/8MiZpj7QBvcjDRNIBIXoxcE6
gbnJxi7l2pwy7Gn+M/EQCZ9wX3PhAijtkBIyvVbIjqGX6a06vq9e9jbkze5mh1a
FDv4hhxU3RP6GH1yBAW6iChmKgrTaePDnKc6WqoFBUUKKxFSvCA3y8Nb2zsmSxy
Nwhg4cA+LwW8vEn/1laUquCfrrIMjizTYXiyulvHWEU7vHzMcxBNgqkFmTkQ5PS0
SEyC7rrs0D+cozJ0jtVll16B/ghnPJ3uSCeniGDFmqFwbv2P4F2bhiRmD6U7nEZZ
Pq6I0wvczExCJT13l3BHU0NSQE4mFpaWZgXBWJ7GkWEtiTpvXadNxmDpqohWMea
dP+zSfStIJ5HlTaKFHETnNNoRmF6czrjmkn1MtpmFTDe95nckMpy6xxTbtSEPxhZ
hCWlmuEgcFBUZ/mvmv+sTUvsnsQgFKzcKG0oYk9uFAuMeZsrqwr5KyH1MjLv93UK
OSf1NJBccmltVp/EYps5IL31Qh+nfDYGwKDQ6Lio1T4cWw1hc0rsId5MZZzFJRml
eZk44Sbs04wHbcuhEGIn9TAc+WMMNn1jDR1Qa4y9SxbDMe6owkeJ+AX1UdxenAL
agF2C19AI6OpLV2hL+QgEAaNaeajSE606+5euc7hSG9jM0U1DCU2BTx3oIpNRTPE
mNpX2lNTtHedFbcgtcsqVW/S+LmirHZUWKnPD3htjv/W5/dmZX/Ryh9iip9bB9F
APctep8bvbnGnkFksaEIdqPiqjilyImWgn63RnP3xWNJSAFH7IbQQjcNqyl1jaITd
t+KtaeDWzscG2jZheihzRbtZ8/FRgZ5+56SiHTA2iAven0hvtTHexzu8gGfTY5I
7Eb5vJWCilMXDloyS8PvT3D4fA1y2i1Iql5qt7ow3e/V8HtZf0EcJaAP1UIgBe2x
PfxYU5cKnUticjKiu4in3oJwsMMM28EERCz95Y29Tf9wwkdayhwthXUJo71bpSUO
pvmp+GzM9481ALceC6dbpaA2I9heuiHnJmInb8AMharIaV1gS6DnfIKfR6LvbY2R
oeAPixRwJf0xP8LEzbJH2zBFGaaJ//zSYpGnEw3RjU+bns1/aAOarmPV/Gexg/R7
Opy2IKzcbuLgFCgaTUhwYdKA3REdivMvZ4a1lLqJ1zo/Wng28+3ycyYhNBIM5CiO
LINONgNIum0YtV2EMFzXLP03Jxcjy03iW3Z/kDdl/UjHHdyFw00hHpZr7iTclAtM
i4ciIudW80S45fRa1t8MA3TIUKdrKgl3Hmc1MBw6stDLajF78DPKlKZAAVcTSmeo

+K7e4wLwpGAmE7KYKy6F3CjXBhPYMv3VJ0Q29VQFLP2eHzFqcUHmxXLLkIb+BfFj
bgfFoTIKY8chV5WMYTyc+a4K0bqVJ2Fxzjxt9qSJMgDk2ixE62nBt6RAFJFQgl+a
EIkYv6903IupZcP7QNDxoo84dULtF6jfhLwC5QB4Pwn2ic9dobmSEbLaSJrr5Mg
25WfDJLjGvt6MLkazb2+B+Z0Q2yW9niCM+gSPZ47CwXlqu4D/mMH0D0mZUIhtSid
BwpJDKYRBAhPJVp6wro9txySULsTqXmf88eK75glUoFrmQkAcxH6l9p1oTplm0Qx
EzS+wyEQcMovrKvQ6PYWhyeTvSKAeQJG0ameCTsisLLMEgZ3DBknOLIdBcmlCmtr
IC5pMCNm2A8gtVmQhPC6ADTDw8MdQxfMGkxwX64AFb9VrRnMU0I+dTeS9TBhXCuW
qiv6ip20WWBtxxPUeMhjMGGLo3Dtmzm0pQezu0HlmtqeQbSRtQvQZLxrHn5lc9dk
wdH/EhIN2AvP6M0I8+x9FsersRdUnQv1ZaYWaEF7DdR6J4A/J40Wotw2hCUT4+av
Djv7jKa66pFT0acajfdNWkU6HADjBqXlqmZyIxunxQ+FtmoFb3496x50jt0ifQdY
ULZtDF04rueoNkxeeTAR1Cqxb7af+egJRibxZ4MGDzMWm/58Pcg0h30yo9t3n6ey
hJSZMzkBvqeyyQ3IcbeSRkj8P047E/M/LeCphbQivFH3YceEPJqaJKk9bZ80iZ
pCm6dAuUak84kcHsIa8VXYTt79ja4U79Ba+MSbFctyGsXWPFzHafObBCPSvIK0Wf
sYqBE4uTDHlv4qELvalcRElWMS7ynkTM8+mQ8xUeOLmZfDXgJmeLHKHVQo7NgJ
VIRfhnxtJ67PVRVjFu4Ca/sn2QKI+4ILa2TDpn4iPxPc04+gobZLn8Ljo+esDH2
vUENvRjNqfx7IsHx/8a062SVGR6FMJ/SnacaWrIdUxow7Rn9CaSfQ0EgAcJ51WVA
RVjMEdiPnaxNSddURZco/MENUWTUB5ARBw6V+oxtjH2ZaaceeNnA1N1yH2/C5bp
ERYLeUx8iKENLnlUtNNyRQvhXI9TVzLnf/tSUJnw+BYYBLx2R3XxCdFrczue6CV
tHMU3vYVnVJtocaHa3nbKAyKQVb1jCq3Rbz4eUzgdV2NB1Tff/9UIZHj/vITjX31I
4ZzaZe11uv9qd3NIWcpnfayPg7tYW9WMOgK04vAxL9QBjyq615FOQV0GxyznsLJ
ZbqppLTTfzFz+0izfHvQZ/R21znJhs6Sc12YkZsqnxarBvnoVru8id9ude0gED5
Rlf77r8tBsvknu9UG2/hpoVUaVuxGLUBkVXrelSSC+P0mv3wG1qbZQDwkrT22Gj2
vnZdUozfZQkAzX6u/bfbScVe5cFAzaSzuwE+9XYHSX4zszP0yNk2188IrFW3zww
E0agk+F70TmPTxjb80T4GQs5w08afM9/OjuPbx/fs/agPS7M2BtDDAHDAvZvFRs
ZlQvs98ukFw9GvFlwsFpsr87XWKjivkwcGj0CpSMqTJzkWCfwp1wwXxj5Q01sZjg
MpKXWC4I5QojUFxp6xooWRb/bmrI+pl/Ce6AswTxgHBC5nqI9f0zCASRzC4mDn5/
PG0U2TRYUCzqu6frRzYwz5Nez6PJahVK0xUUNH41GdwVrUfv0Lntix/chIfv00XC
5VwEgxbFzTcE7805HZbPxCrjRxaB0KB9gczTyF5Rs2lt3yw885VcZTey14Fgxusx
+aAjtpka08nuCMkF/Hw+n3WKY6BV0uqdIXgmftCQx+dk/pt3+vQXwL0a7LSoRIys
GIRuk/PkA18IeyN8cFTzZnSi4aah3CjMjeyMR70EnWaxZ7P3E1Ktt0vS0AV56aw7
WMADdZCbFAQCvLnf30ifUGwx8hNkGnfH3L1D3ujHh1ZXChXTAvvbr//K6do50wpm
9AVk7JaThj/k72HitX0/Or+gNS0qieHJ8KtSdKCDJuKUEenzDSiv2dsTdup4akYo
XtLkmh4PxoHcmk/+2juob0LrgdIpubLapvq78eFd9hHHWxnc42TSI1xN/5dKBq
g/fS7I88q97X60FQUvMEuyObTF4a0HwAG8fPAwIe00MXLgWHLbDKjyD4Q8p3N0ZG
oubjvXgfi2yerKV9UqzoMt+S0+nL02eM0xG6cBv6D0jByXDfiokl0hg4PKP9uo39
bcce7Uod5SA3Qfw8EJ8Y0I1jyj8MU2jqLFoH9EE7AGwguxH/F9WmNQhJ2udW8lJL
0E8rYFtb+c9LD/4oBqMdGcmwAstG9EPvxmI47idQF4rzYJ2J4vz/651scDXJnl7T
nHBDzAQnE/QePMylYaWPxW16smUIKD1VdA88HbXYhSP0iepRdWsrVw9+Tmyzawig
DzMoZp6tZVEiDeS7mBRLTd6mcine12xynIbW+CYnTyD72SjFji/cTcabYFHklGp3
L5rhSbfyq4PkiAkNydt3BijUZjWbWoH8b0k+eQ04XJxs1JHX00ofubHqyFh7TXM5
1YeYSjsNPP4M6+ANSOIdWRSUZfcPKQtEX340ncR+8avkRgHIDy/O8udhjarBvrVl
gVuu5CN1cDLEso//bnfJMG77rmcEEL5bDBPMTIToBL/2g0xQ8Zwm/O9bpXxbwPjV
xGe9+ZfhcOJXEDMJUwFSx+D1+iEdtNn0wCPFr3RPFcpx0GL0hQLHGCBWE5L6/BXx
tnVlyNbabs6MpSQ9cMoxP3/ywYnHncKudqZpQ3s2GNSng0te40Rqb8jHahXEeyz/
1pH9bTTqmFUKA5NAyCJhCpadU0sJbXIAwR60K0EgjJRV9IRxH6oZ4QNuIwaUovMK
0aB9d6sIMrEYkwnoPTshKmbthlvj9IlleW56wuMpUIkGeNAjnz1v0ETsQJPTDTdH
fXMXDugUeEgBxGwlm6wyi78C2/QF06d3eryW+/ejbqOZYzdDBU5/eDFrsslJdF7v
4l1VCXkamTIyux52/xik0PRF9idJL+gB6So8yXjNZmHFGUG91ZcIpuRM606Fh2RW
TJB4k6wXP7UGbdly642AZDxM0/Xc6XYMwP2kc7RjmjrajiMR+PZgJ3lxtSybgPBM
Vn2HHoNytUFwnhXtAJ2C8pTJ2P00hWg16sipKasqU9KiVNo3u/NkSp5Q4iYTEmk4
L6AW7wGksFehGRcbwlX0CaNV0KXeu0QAHTLheMMPKxLazLvfdVK3LSUsRltAvRM5
xiYTjiB1ujMEP1fY/v/0fYk4RPevwKncitt065Cp1Nw2ZjeJIBHEd5RzKJlkU2mr

HBEUsiQGjLhwXn49h2ItPZtqsHtruT0edtaKN93gTh9RgmY3tzUCjh9QZW7EMHbE
q39fG38dhLeBJuuptHuYPMN8WmbCMQlAzQAt5Rg7QDIoUoG9Apfzr fuoNbfCrep
Zet+30kLmIwB8j81xJLiyepuBdui910/10Uf+1VRHYMLobeduD+yKPud3+qUOa
Jqaz3Zt0hP5blbLF0K9VqZ864e3PDVwvuuLZs/kYQhbw80Rc66SNCfFjPPHbprMk
xzI0MMluCRmGoheejevDgBL+FdE5FlcdfPrpdnWLN8M55kIADHfd+5eSDCQw00xv3
/pafTjEkp2EDFykuQB8RzLIpXbMFei/Ssug8zqf7KcVpd9mHnj1eGNHxih6MVjzS
0xJ8lQ0BGPrtSK+MNrtb+LMvjNYMaJbxuuRSxK0ppDeCJAbBQddQ5eK6uAJ2n7o6
efsTbqpBzjjl62Y1731KmzFg1kWGenywVuz5m+ieUnwqdS9Hd2qL64MM6Xq5IbC+
Fla/CcUg1HaMev8gFzGHfnK9/2LKputesPLRpA4mJ06jXVhL+yHG70D2FAsf9pP/
QUThV3x44LE0/zyNq8v7JXse+YALAAkoacRMnZ1xAZbZk+R+zsGhekahxLXn/kS
c2E+Fytq02wfdpnht/Y/a3sfEJz+vS4rotMr+79eMeH9I/QYIKwrrglzln2ZnTQF
DTNjw6aFHPfu64W6JgSQFPo5+Gz0LhtPepxmC4X0xu2XA66CWgk4P746G0Df63wX
xADYEJd3Vvx84KukCnNWC0ZjV7TogxqCZMHVUnAndoSE3BDTf0laXbzXiL2DMQ9
B5oLu4C8kp3FCgJTiyex81LnG8Mtl7hSoByoBHQub9Xq6jBoIE0jT0ZAhoTckPSh
eS1W0CQEp2EOHgtjw4iLR/p6pFvmsnj78WNNY3+2mDhQr9JQAgWo81SNi+cFQGQ2
CDIL1Y2esi98NYTtHStFb44TVcCmgXH/BqcoepsZQZSgpKe+5x3gRz6IJK7F4i1m
k0Tt7botxx0WskHuzX9BCXyV2DmEudP848CW5MISq7eeB80g4H5+B04tr1HBhJZ8
Mz5RY8r7NLJviHi+mEG7ErY03Apv0IS+oNy4MFMqXfOk64Yx9AhRmf37M6lWkwTe
9RpwA9BH12UbQHgomfJbJ51JI887dLQ9YNRp2tm0zaimuQtZGQgl2IC35uIHoUhf
M4c3GHSMFHR/MnuFsZq+NlXV9iosMuOMK1+DQXYpCWxhoNtnsYRhTHc0HySb0Vpe
diM2n8027EQ7a7kXGdli0BXDJo0Gj6grz/LJcmZDIT10rlQ3ZYRuFD0L0wgxvJpe
KPLLEKc70022ysElbjgaVHTntfd9KEXG09/klfJUD0GBB2jS9ybxuFHwk3E4lsIS
9a1LtPOYkomMYpP2R6JA6l0E/fiUcQ9gZ9HP0489Tq+Eqxsf3BUSjLrSwc9nVkfX
VP8cmrazrBRV/F41D0r2NH40IanwGfZXBeruSK036XGwc6jw5xL8sGi+1zxt2kjk
w4ynRRvaJBqMHe0047NV0zjupQPbG3r/xGmzI/YVoI7hgR2oGSo57eEfEhvTtcZR
y7GOLU2hEAp3swmMp0ZVn2htNA4YFRUz3qKdrFxCT7iXGHbC1WhLxN3K6K/Ck7s
dGL/ZR76FfDqDNPYDoS1mbo0/0IFjayt9XPBGVLYWuRqwuP/hMcWuHNLXMEu2SBI
sfaey/aQNTyx++2aw4yUQGJF26jt0qGJGshs91yuW+znMMrPPYfQpsxRYBLx4GWL
4/9HKgdpHWDL1b/guD7tFshkc0N5RXTLEVgymGxwJzg6yLA0WwCE+1+GE1Y3RIOb
zLJuF0bwb3BnsBzZ4d56QZmDj4jZtUvDKkoBP/D9zna6s2KbWmaJfiLaDQtxbtfJV
bdUnUHaxNE++b720Vn40bVEf/bjvmg5yRG2pkT00aaolAw7c0U1mpFJYa1c081r3
3sInC06SI6HjzszAAIP5XQJiMkiSbuCuvyJgznrwEx0nkvmCAgIe9X0I85B1jA6v
suxacZ6sZ2AN43MGwrJ85iAxQMbzP6GMroRQgA7jRpRjD/Qzj0J1w+OMY2nIQLv
02dMNUxHjJd7apb8z2czerGHw0oY8wuSpWU3LD/UPw9djTFFJ8J3JwQPN1ENRdT
lsf3k3JWLDa0KVjzqPo8bhqceCTHyjeC322oYB1PcwkMC9cGGw3kEnqjKr/CwWGG
LFNJo3CIZUw1uyBkl5VuuqCPnxTHFr8edN/UYZ+P7xTRdqyX4KearPbKkt/YmPNa9i
c2YGX0ABaZELsmYSBz7d8yiWDrREKcHzGbF9SkPeRf1kv4ym3SS/J/azD5Mg0F8d
yqbY/7IFUXi2WVMsuGKH1frkr03X3GoJ8Ingzw2mc4mhxG+reuEvb5b7tbdLU2Lh
V62Doh+QBU6GHcCuyL0u5pCYXRKhDxI8sS7XuzwwRwXTjqfWdwy1xEL9dEpDUM1
ZXie2tX0jtthQd3ZsCrkaN+++zTzSj+oEEMnUfK13eUriLwxAF5w9pkf2tEproK
FmIk9I22s0j3ws1hvSAm3r8eUbBzA9IC6fImPTWXGJwi/ulqyaYVUHxbntPe3zP3
s+EA3SaumPoQ8QERp0XzVmSmhYeHmd2+0xPt02649qLBl0rXfhQx3BW8AkB3tGd/
YbzoAtTPFGQf7aYJqv3rPjYvcG8ZRMXg/CWRUfzt79eLhaYEARy8xyef+A7FSDlp
cHrpEPCpQA/S3yCmakjBG+Uif3s42DITHlysbWJ0ZI1K/4QyMkAJYFPVpMpenkRF
wH50XGdfpKydnMeYruPX6YWTGqJovrS1GXP1juzZgCVB2doDzjb06SNBCWiZ7g99
rUFySXwRMxwR7MklzeUnLMTHhg5LFLRAnrJg/XGDn9py5Po1Kc0tRp/kTYTdNDJV
3byKfM0T2bdnqoHf2lp/YQ0eIVmH/gAVW0+GW98jTU3gHqVZ/WecvezXIjGF8I3X
OT4vZr2MV50jY7HZmZHjr0Wp7J7FikBKxrRW66jxgK34qyT6iPnrEc9+jbtV/EWI
c8RhB/FsXC1pdmMgnL3xRg+ruDH0ULJ8Nnhys0QZxYZLj8Vx/CDp6e1Jq+Gi60yE
hWeIJQT43b56t0T7Pd7GMcQ9b5mxrFBIBtbqPp69C0/yw/2d61BAK6zo9H/Mj3U9
omvNVHd0iBXcoKLVFHQLRnb/FqFUSzBGZ3gGKTW+aSSpfumGzYNRi0S12iHy13C
3QkJ4y+dRF+xFETLHMB/Lmtr7h5KXKWYrRdEzI2gUTNsE+FaPh0sEXQenIoAfk8F

70amqZEvyn1y4kGhpHsrHFk0iLOAyndAEFL90XKiQ/eGL7KWYye1uyFQG8u8b1fV
Xh+SPO42u0AljFMMN8ddzhspJZIQJ0jez+je2kiV9ylq3wZCs4RGhlRHEEnZsSgv
6WEa9R+OUDFk3yfFYgXRPgOvDuZCKdpv+f4EUXU+aGjgd4MdbEJ4btqVURuTTk0
KF0xekXfj9odXZ8pJGj3YiDb4t1LZKZd+wPwni0MM9bjrJHR3CIygs5kAwD06m1k
ufWRgFqM/Nzud7eIUq2mxtoG58nd6x0845p0/XJgdSsaHMqI fopB94T+yjeLDgUi
VNQD7xk6+J5zrUc0Qovb38xL5PffiFeuS7GadzSWB5cIxoVs+bh1NtBbZLb8xPpBb
OwAK0n2dYm4B/DfVZ+LbYMs0F20S+RixHaMsRjDzw2KXFKjQCXZwEVikBGc2e0c9
hFpb17wyDzEl+Yvrh04p5lnEuE/27kRaMacaM2yk7hbpLApER4MOYDsBEFTei/mM
gCC8Cd+DlypNVm0bVLjnpqG+0q7ZnIh9vIeH7/fKzaAH06rH4qptE0UcVy6k8GIX
FPkj3Q+J7kGhGljSjYJgKvIuRVpMkZCL6etMidsWvhsMyNjTsgE7Y5ydY8T8dz5m
RLGsQrcvRQM2tYglvhJsywLWax0xP2zxifaLBQw6nWYaAQ98kylhYyucY36lc40B
ULAXA8vn7xj4YfCZsh1MOI9Yt2cs1kMPjaWJ8owupQvzLqGsP+80fVa/mKyQz/Am
Fe5Lu0V6VJuNTHN0uVoh+I7zVjHq58vcPZaNfc5/hAEiZLH7NyEK170ZiYQ0RZ/I
6kxaojm5/j87WWRtt0sXFNriXkHp66cgcReC2/cIGAS7ku4M9t6wiGjy8KXG76ET
LzV1Zp220NXXuVv+COVocf8VTsYgKE24Pkb1ft5b+ugLPxq9QKTLF4l0gM3hEqs
3DmNDTDuBEtZts3FzYtxFnKbeIupwSrY09FxD9ZkpdJRm0f6p802jU9q0bMWD2ap
h07fBLW/I3wPxyj8zPiCEWCQ1l7Ifl6oJAvizIFQ7vsNs5sm0QbXqGH+G/+trXby
z5kytkRscpx/ozjZ49N4/lozi5WmBtIAvnQmcZMM9Kh80etNx2YdDzffAtHdpS29
jyj0b6bHowZLhSgG1tcpJlBTHh5vGy3a6ix7rQhLJ6dUdviCLF6BeuuCdRHKS8ZT
zR+Nrg2YCuJRiXCHtbdDun8b5QkNR9NLTEZKvDIqZy5mDsZit2VDGXF2vbDm6vT+
9pD7ejSBRE7AL7qDu84nNhoI8mrhb4co0StL+Xytkch2Nm/cJVnrTF4fhLyPorPp
3DJoIfqMnXpPvsT+ckxjaDGWe6jcrNOxdyKwGFvBzC0B9+yoyKJZ5nal42eZPX
7ka8e0wIRnk9oZgEaCGxgahZx6xUo0Q0vuu0Pr/RoAWnp34fiQ4w07LC6MoNgP5b
WX3CWwg0Q0K6noys3QBqL5m5uVZ0eFv4uFQYmE2sQFtfiLLBIBtKi40fgTcHPTKW
93fw29AIJ/3wk+LXvvzq25w/7SyHPjx4ofKrwFn9bZdSxIxr7uaA2yiwUXWpQ3xn
t/8SXIIEIDZ2aIK6uSrwbPbtBquQP7Zp1W6o9ZVzUW0BBYBI0H3eQ3CCXK5bcx
fuhcrdzZ00Gck/pmviAHC8XgLNyD1Lt/5q6cMqIMiFJMkQxYv2TFau8QFq5NsZwd
uFULFXgum6iSwKwjQbVNY6fI2KaR0jkusLkGpLaUYembs45GRM71kus9eHDVNAkqq
lC4QcfMWOx0c/kuvow6Bu986UOH7jy4IKUmhMNxinGtVoqeE9tTAKDBUnwhzlfgt
lwc7bb9gTS9g4xgRVDrr2rM5alQCBhu0rU1XphKdt3GAcZV/3cMC7wmRwqqbSYSW
JpSqm2jQ1LheRqeLySIQpILrnkTdeAGVmDqPfi1oZiqdYlQ7kLeDqG1sei/vn87o
6RAefmd8LDLlesB3tkGH5b0AngU8nj/outUVGAC3XWA1NY+54pIZrRlCrOgmUsbl
v9yzFLx06GLsR32BJ5Sz+W6RNpa8b16qZxKMhrOTXbfVq7XwoFuFRQMmUQAqtudx
chbAKndvwuKkdfZRPUobJof4pCpK9aUJ1R81/KlpJz+Fjn9XeaGFIDjLWGLE0so7
tYAZTSdW39Rg4qkM3pgfG0vpDro05H2Ps+vB0smVEqoJ5t1yv7RwOV/hpvPtCwtr
XqW+Y+bh/6+1vd1wz93n6aptcV+l+9Z/rU8IaP90H+xgC5/quddyAHlea9lemD2M
0fj/hg5ydbdfmbaPPZsjR/ORyB14ykzn5VvTGVCtEAJt3Fw5CKD5HZvNFCxHz3xxL
AHSEcr9goFujH4BJglZb+kfQ2mzgcEJWZ/45Ykj1nR8rFW2dL+2bRBqnsNHPaWS1
DMtsirGYVKwJqeJTHP1guXw25XibxqRQcYo2PkSSSW5Zp8Q5Mffuews0ubwkYhjz
eYfkUoa2JJqxexa9wS5uLkjvklLlhpTRAWhpKfGL5bEX/v3blIkjN97ckee+JMwm
/zG0X9kGDElqg4ELlwn5/nWhzsU5gCodxLJvE6gxdpgehvDDoLfr529SyrZNdV68
TcvXWvCydNB7S/xnRW+vogBPSyanPvP3TWqcmUnrYiJu3iVlPjf2AN45wFDy+ga
lBix+UAgqNanpNCgNpPOIv3uLUHAGtUx71Ab3bfVL30l+FxE7jN24iZiz10gdQn
yj9gtDgs/spH7PyX7prIofl/CCSdbkJZpDGWaACCohLdB9FBLV2APYg2h0ZCwkTP
kUgs0y+7EiZX+RVXRve9kJsVjQJJHryh3qTCuxFASGIBMGmIQbRamXF97cQKfd
uP3BFpYrY/WAD30q3/GYkV8KucP14n17hfjkQtKbsfbyRMMHoj4Ql1nqu/G60nll
AoesMD0oZu04k1o/xm6x5AjlxLtvZTwmrXA0Mzu5fVHS+UIU6H+PeYSLpoxxy8hhQ
YpFD1XhvnOLCKE7PUTuqH98XyPtYXAxUh8r0nohZEofhVsj58axehp4KT9QSL3dr
T/i1mfln1mYg4P6TzPV5N25txfjCXfceZka0NqhfeViXjbat9cAu/tVL2JlSbX
1nW+nq/RLS9XlmNTff8y6AXyMjB5py1/V0u6gXJwDxflv84Yv3sCzh0tP61r2ZC
+tLJDgYIIMzlAeTUeJs3mgXWEDrPG20zZKW0pJ2UsXsDwuIC9PLHsdC9skz2YFI7
pGbwMwxxvDH3sXUSVrT04ikntvg1s9+q5gIX07Qri1V1JMshqIVwP1w9Zsi9xb4Q

bas90cf44/3kPbCRbh3o5pWVGo8cK6++EsCzte0ZJjI+6hy2xzLh96QxUZ0tG+Yy
4I4/MhwC3LpQoezd7SDbBN62710XjaqStVUVoVNT+bbFR3DssaPGM47eiGDAEKw7
MK8IiQj+qq0iiHyxdX+wPyDCueUvaKJDKb8h68MU3G0ca0e7R57953qrqF+Vi/Rg
m3ahKjJgHQyygDRhsUQz4nMVnGLYJ051d9nKNvgRfW7DioAFqiv68BqK0J0MuPkv
F1u2JWeKnHkIe/GQRp70BBsqS6alkezXv5KTA6TAbp7ZVY7zXv+yva9RsnA6ij84
iYyLX3cYCW+xiwnV+KdJESmsHC+kv0Rt4SzKLR1FkkUMoLRBW4iDwVLPfdpezm5e
bJY8cEBBNKf0bRBHgBhohJ5k9GBeaBATXI1GmYYJ1QC4mv1vr3Ro+WWkyNavRpn
mXVu842PivRxuqGua1E7RfvvuN0ghYHjvxBMCCmRBOlhpivvhx4A/M9hHgvpeLL
WYQMogTn/R4HRYpxb+SfLLAGN8HsLqb5r8ov9AWZpwrs6bV3bN1/beie5Xnvz6s5
ZI+vLQzKglNpZqXDve5VTZtyTZNhb0NmS0kMFD7k5mvpccpXYuMkr00Udnx8cAZaP
5DBa5b+0BrxiHAqgsEKvh6YjTqFtpo/8NfitFUCMGsQH1bTrtvEIYvJcx/x3d4g
omHPVuS0dZ72CC/Z9VWloqGNLacKhz3issmQ/W7LiQ/4mESOCKH2StueauQEq
H+pnJzd6rqHAwpb5hQpRERxnLYVUshLTBUGIFuPMYdIAN8u5zqN9LamGaGwWjAk
8MW4ayR+fCC5hup3i5HVNpxghu+Thz+nB78Xh5KX9ZmpvQM8D45zngTPeM2528jY
RqiaIfwPJiHwrfZu2eCgtgieqd/eexWCsORzukJx7ERmP4PPdnShjG4+DYorTt8K
YRwrnsrjPT6c6CmonQZ7Zd6RrKpj64mbqZCKyjp5G2drf9sD/RrJeHo+NSzJj/NT
1vrms2wAerQE0w3S0kw60cUTJdLp80/O1gnNxnbdcaQ0EhnhN13C/AVclU7f/W7L
DTPDwnlADISpibTjpj9z6QAwZy71GiGFKKzGInkX1i2NlXuSsUeDzqn4Ia3aVeOD
ome/9m6p0tst4QSep60bifFvGxIIoV7c+vVzExdX4qtmLLuDMdWgISI79zf+y4Z/
BNA9/ksIFOMywxJRUNE0QsmcbuppvTSHH6CL79NgQtUL25FFpJ0ypSfM7CSTeJ9w
MXnJtqC3yQ35RnEIoUd00dMFn/rmUcMB69LeXExjCY+k3+eDVFiy2QNgLXNqV0sP
Py7FNGX6qvGjdszvPxb1xcAsnklKkf9ouQw9KtWSB1YnunvixRVTIQXAgU0w5fPh
erNGOVJS/YEGpSTIN5Z8y6FX3vH0S+umJQ1G4cgySpssCveMEl0pDAW57JWiCONi
K/9ybQy4TwJ6YXEdhJfmz0l7dtTvneLU9CCTo9fLhLpMGzYxGHmpwCreemt0v
wFm0g8V8N7t9Vv2eu0khs0S0uRwIT3FER3uSxASTZVZFaGou46qDD1uzM9Q64jQ2
N+9n1i4fn87cngR5NpSmqy0njQzFknBGLedWgVirrdshv7UDIkQM7lb6YB0fnYVj
qYNflm0Dxoi26Nb6GNo79zKJY00ae4xjR26M1jupdYam6NXBRizy13a0nmdn3Qj
eQ0NwwfaA6ZALIM+ML3YuF+LJUs/EoNDFmRAihHvNDU+uFT7NTLA+icfoEKDs5o
ZSGIweL0p2SBsZWvmgHYxBH8229+C3wD2hXr5mU3GRGwc5DH+pX28NklQNnp+RC+
BXGLwdiyeD6uCJ2YKlGDlLDNLlonkLtb2Vv3BIJq8n8twQcebSBVf2NWC6wS5BQz
CW/eya6gXPArRxRsJ+IEeJPLHGZ8PG55F/+dDMu+8DDYBx725CCZMMmH+9ZyumDR
496X5IJA2BKetWwrz29AFJUoCm0BWyXc344jRPa1ku0BDyJsK1+mrvL3DEVvkw+u
AnxkqvFQBhFFxGAsvMmG2FglQvHI8oyn7YUzax1Mww+avp6BwmY+SnmAbldow0zR
XWtL52+vJH9f8BGKdRvDWg9Ee20ITlFTk7eNZtdP1hCYZANr+XVwsabZD32ex9b
U6lqv8e+8ssVb/Fy2/PSdZP4ipdYrXHprwSbSAGvY7u4JHf92DZPdWvc4U0gP80
WB+vUTNg4zkMzfbjV+b6nDvooZWy8xbr7kyN0GVQz648c2B0aKC52o9zIcLKR5QZ
Ks43jdSAKYUBgemVKScre8npQrJ29SCTi09+LDj7BpImrTdBQpWwvF6IPV1vbnI
qgFSGIF967Q9NYh14MBJ2fjG0ZjXnJxKmunSb7l7K6qpN0Ex3oEX8iT0zGCqtaXA
5ZLB031lUq32Ywx1fFdU8cxA8j4JUecIGs/QI3S61qjqa6aQfii59iij7/QGzZy+
AYmWZgKUPhb9QG0U6VqZ+LZ/QgsfiTFghY/IJwYxHioLuv0sAhmstgsJcBQyqW0oZ
71X/Jfvfd0bMK9zQ0a95mYCwumh/WNIjN2bo5YEz3vnryvpcgY9+q5LcylUap+zw
hssHdktbBL+BuLq+e4ZqQuBiBQs3zYu0FrmKL60LUE7mHi1qJKlcsxhJ4HTmV14q
sndmrhuFZSql7TGNdHkXJZ8pimLxbZki3nXWf5MIbxk2X+K1ck0w6YsbJtZKZQFJ
qiDdKXTX09BX2CKbV5uLW983Um+vsh5C0LXJ+uw0bAma8SwArPF1nHdI3rFkWfd0
xv5DJDaus4aYbh0i7FqXN3regr89LrtvFx+4u8cQQfpMxyaE9a/bhduzIH7kf5NU
p+6kKbal13Pc7jWAbpFMGuAdsvjZ09iZA7uTdYzyxgNwxAppXCqusc0xhAykVIC
14buuGwcTDM1Y1n6JHsy++ykcephq4uoc3Sll834Bds9HfasDtco0E4ql2622jk
MVdx11A80XYsvMvgodTZDU8h7Q7tHNI0UCiUqqvWx+t2wwTeIB+FX3X+L9ZvFtg
AJ3snLr7zg5AXegn9hfHyE44FreTk8AM97gZ230kuT1HP6NJ0xfqJZBscSRTouhJ
F267u8ch1SLiU7D6KYiXeJT8jcgY7gQ040qU5Ar6rAQqx/MvzMF3ZTj9MFsdfa0
+CNM3qno5cYjdie1ypg60F7g4XAWbyEpaggqkEx7KcWgvrwRudNoNS6r54wl+sh
SIW/SNr1Z0RSBQ1vpVcZJj1TmkmGM+B5JpEBPNS9k9h1b0p6fv7wftVKQ/OHhBR1

/2339CH1IrGlXJ3kMe5goWkq2QqarysunjqGPj7PaUjh/kZT+6ppnbnqfGyRPOCp
mtBfOWL6Tzfm4lr583IgyAN7gjpqCYF2iZ3+u+TAXIMG/04uYn4tdsw/D7dWVvcG
IM1P30Tt4ZbQqfXXIILpIUxP5Pal/+HTt5UUXV71IceCWUK63o0tfgFGjHuVZqm5E
9HHfOF1ZdU03wzUWewsW4VXMG6heWY2V/GAIheXBzeY/2XcrfQXb+jonfcixKmfw
xWkKdrxqiBAx9eLe9KDH20tQrkjt+vvChWUAKVi5HsKJv5Jj1r8E5Nm6PgFLMs/h
i+iri/7WK8+5YET9JaQfglfMwuSgQUj4LCea6tf2ctimcpNYNSc0b3EffSoLa8RZ
gx9+xsuYrWtuTW3qt+RqatLAf0Iba5/UlrVwkCY6W2xwI1v5SpqTW4UV0i+yCjaJ
FiAPmcg+L/pcx735HprWbQ9+NZKckmVRQGbEVMVcqyM8WAD17b/YrFgzHJF7+F8f
90ZGgEEPL8wwaje2r+rrr4+tGo3dUMqI0VcINoJP3/AnxDeLiVC9LZAbk0ggiMaA3
CDjyDbCcFufyLbZC4ecjcwzj3xZ8vcUD5Pc/DkIsVcg44KjA7sl0m23S7FqWv5HP
+TzG85wQX6iCM0RkDmZEKcxuZBaoQ87VCgA3aCMVI/KJSZGQs0qXubLIwWsZF1ok
GQvdUGbeL6jAsRTwAaChSmnLM+a8SBI70GQ/AiGDFh5Et9Hppn9ItJCELBPGeq3
cVsfi1ggQatWc6WxcvRbaXpnZFHAM2PLvM75Q+1kgSAKDFsrJ44kK0PuuQS8EDXm
OgWYKkp03niCT+9Jo4jLXZPiZ8HvZQQTpdLWOKUZ/NW7TgFZ/RmbLn7P81RYAwye
vrX8wyun2fMQJq+44AYKsIbDfR/c4ypgkdlF1ZrMkK63mebW/KRHuL7otWnLB21
4UxSy0e1isbTb+LhusXk7xt8vNQchDeeKy9/6aX1N78X8hHJ5Anpn7zLiTY/Ix/
RgoshmKMEJ90osm0o+xpCsng0oL7CoV8oZeYpaZZA0BugvJRPh0bFmHedfayGOI
bBVGSI3G+UM6udHMfTPRYKClPcvTJVPBRrZAP4otVSoqJunLIEYnrnqP0Ynun2X2
YnPDVssqxZBl7yyMNVJ6z0nZYkSdZEWgEuQxxmmhSQ2LxoE1fh4Ya0jX5ayd1u3B
dAWcdz7/JLe0SpP6qo8DfgpM+KoeWEwUzn3MK9mzArEuo8kfgMARRRa4YNBTypBc
duhLFUoSsM4NWPe3b2idzUAhXMWHDX9HwWTKTOLWOL2RXYCf00g4dNr/bsKu3N5
DmgwuGp/NI9vwnizB2w/RFU7edIHTmKb7Y0aETHqvZ9evTABcYbmxhdYqe7UfKvq
VtFEgZ0jTyFGj9awD8FFG+S2NrPmwTz0+X35wXr3qm5d9EUy/YWVr+7M0Ge3CMNm
Z6z3DjuzDjPGjrfaLH2J32HxNdSwBRk0MmdghnToo79r/K0JVtce4VWZ76rBe20b
vhJz5DYRrsk3GF1Y/Xd3rG5mLHpUF0Ixbjp+paQgymzAIqzoTSNHddR3WgaX/1pD
+Iw8JB2r00g5p3bc/+PQdfgK4NNfiM9I5XQ2QP6FwhyLptN4pkrEbPKTQuItgkIw
s/RwVzTNNsK4NM00uZPeeDe7xxHqTTF0xLm8RpoRr+jazEvXUcre1ueo0oILC8c3
4AhDrvemQioLZH/1BdkfSq0mPI9DrXgC7SfCinitMcitd+amCC6ij8Q2N/IieZp
dA2Gk3bcnqgYvMThaZoSaaHHR/td0SL7QaXJZyLrhUwKYtsqqS0Q4dVwzikhAG2j
WdD96cdBsHgZxA70Azh1dtUzVXfkLfr7p+4WJXfyTz8v0ZSm9jCi0puk0M9u2Aox
YnVb8ZZXPRQJ6f1Kew/1tv7GkbQebPwAKcjGfgN2F3F180yEDTPW6/vNAo3MHRH
7KhBaVqUpFwVg+PKqjztZSLNlJN1SgxzLDHKwf3KXrk9Yho2gZ3ukxhGKbIJeZ+Ka
qvS5rsL39m6zB9pY0bohTbDRzEjWlM8aAlcurDAiZdh3Ym3Eb6IwJuw+Td+7SC1c
6hLR7hfjhdQJXaVaeKcaxx58u7zX3HietYryCn19vcczNMRjueVmkcCXNtUAzXWv
t1d/1086DgUjWk2ju1+05Ss3pqmQhZ5HgwK2Fyff6Zu8chmZ/fsWD0puHeUv+S
L yBk+qGPPnyyThA97r8kbXZ7prBosL9SyYuUFTd+jS0w+YNfuRhglsg93vyZ03vK2
wgGhbXtbeJr+X+zIhgyB3hKRdF05P9cUX1BKIE/sq4aEoKRB/u+gKVaidyS8D0yg
cTEGRqEz1Ts/wLWLTsGCLxrUBDmY0swlyWJofKcNiSik6Ajir2V9isunAFRsL26f
MlA295C3fwpNlVEKpH1t5XIOK2NaNBAmect5P1FAtYyHSQcU+xG6bNxnIkZqgPhy
k+d7DXuQgrIHqV5bU0eGENnaDhiS+zr0sQ/o2tZbbRXBEDesQZaFI4JHStNa+2Wj
tcIfQS9SQCziYprpmSJ1st0f8udUVGp3H5vwMdmnK9nllfgKNnw22qQGvUaY9Dqo
PUfkz9j7VQWRaATsywNbAtq69wi8emDIYg/IjF0jXOnHVyxpcPjVXS4x155Nzhmr
0sIyAT8/ykYeFl3xdL7Q223KUGftLTMESW5mT4nd1YVPG6gaoWubsKvHGqDuTjr0
aakQ/hDRNnKVRY12Cf70sdFjvDpwBKiorShXiRyAH9redZ66ZRzbQrBm+jNsefD4
mRqI6oe+l/Lt7kLIattdAEQJSJ3PujHgc6x/NMaKKj8E5S76+09iBG4kt0lw/g5z1
s7htvG6Mxka+e2EWE0qLgqSM9zpe2w+KDJsnirnfH1N9SL21opNbnT9Ii7JpBqSR
cJ0QkxEX7iGY/+cBtUHm2XK5euUACJLA1GXhGHfZmY40iDG8wZ/OvMOrb+vbegIXm
0L9jzKlOh28phLU5mFKZAKEi27EwuRTqSibKJEP973E51xIY9RiuPCM410HqIzeB
sMZuvluda2vnGa7pat/2KCbTgw+Y6tYoLj+qpaQ23HmqlWawyTKNrxnv8ZbBd++i
aMF0wo1DBrWw5KdmYDjgYb/MJp2QCY3EoXLYz/4DUzI+PdL1uPyMeHkk0WnWPCeK
/8+2AjxZEZ7gDzJmbiceFzWp+UBBsXsGsbI7sT9Trna8J779dN9rPgCzqWStqW9BA
eR9FCKqD+L4CJnU2fRnshhcwUNcKK9ldQ8Kko4PPWjCLNc4MB3jqlDvHVPbpqnJJ

6sTE1rjFDA1Ke3/Geb0ygut/XpMqziytMQjEEB/RQhaLn6Y0tDMJBoTG7FneMfG1
8NXpnjNV1NCLdgoKZtw34F3Lg+w/EqJB30feUK9wkge05WYXL+7Rf9MFNeAzV0s9
k/jfdWItN8/+ZlaPK7FywuAh6EdSelxVU1Ys2vpHXpTQHMBSP94dLUD/IO6Pjdrx
/A0v0c94R7gqziroyDyidDQRnWMNiQi5t582fKUsbH7uf4RIJcgC3PiYuEGuUr/NQ
u6BvRQnOFXioXiH+GPo5QRRVHoUY1NBtw8mDg07q/31nhWZokSEum9Zll/rsAS2H
IY0IaAt5gcMVDswKqL5yy5j0uJvVPv8ygekULcMfGLBt0Kt1l0JMntc5LVWeG5t6
rCCcS48YvvdMhmSxxLtbxxNZkfk9qaEfqAgzf7RqqZmmIdDYvI54cgCZAacz3lvg
3oP1nBAnM+FcZQjcukXFuHjRrw29y5DLLb6z/ZX59+jvWDL3nuLXOnnxUN7GY91D
nR0zblcnlx5URJf91rLBHMaxCyVxN805xx5E83XDbWfDSN2+kZQzFNY2EQcOnsz
igBisjk0g5Qc3wpk3yxIL2Pw7B6lrgC+OuR+icbgBoPlh5uyS2EhGddRogUG5XDWy
OT+x4wikGtX0YGyKCHJ2SivGP1SIm8wT3QV6+9mHNzAzifNI+2FlcoFsyU7Svmaj
/tPH1TIQqXvwiVpcwa/pF6KTAVCXp/2GPLJD/mFCuM4Yxk5eeJi6Ql6pXo7DPbHu
RCSc+/23r0h+1dmDCG6kmE96ZEHSvalGfqT+qbrXGNZSVESy1DGAjF+oyFAIJEj
M/q2gcoZKpwC1EL90cUHOiP6dCx26hV42TDS0WntWLKXk7bXIdQmDS8znbuqyrs3
RtNdHtES0s8kcM/tY/F0ogo/dWha03466jzUsLAXsfDgDxfHmpiIBv/96G0ZH2S+
3gPYNS6tq2AY0lBbuzGWanKHaY1LbWHvwZjWmNGrRjgWWTIROczKo7Jb99FW31xQ
/NlxhjUcLWbtY3mtHTK2JAfPy8HXhqj50QGcKLN6Tq6PuyFWiobsKrw7V38AS1Ry
IWhjnDssdEJTCrNwWzP8xtoz3hV9vEcJmJaXDPeTp1D9Aq9ycMkgayn+M1trHqN
XIQJcg303iZFAbezK8X6JTMUEzWUJ1mJfsUHHR5Paji49DddI18DJ8wLw+DsFQc
ojjhBuk5sX+3D0mvxqiefbcvxtXJQTIJtS2Mf2g0tX6FAtgF5937HyVwVjRC+b5k
xH1f4l1L217mG5lrlhMCKMt4dr/djgHSAeQfatxaciKPM7qkgAZhs6iBTSeJe/F0
3KXS7PVkyYELJ+qgJwHrKqiqihi77nxQGs3M/hY7wrLt7509mIYMUxcUfKB+Djji
Xjo+NmJ08evIR3Ahzgt+jPNMKfHevvpHdQ3o64W7mPiQ4vFJJinajaHadbDRBvLL
ZYHNOFX21lVardPkBPafKbzom5qJJnjCTUKjfCvaNxfLsNbnWkrYyNcheSX0gckI
0sCHKN1z/CPU8lTUp4Rh dzgz8CRbDeD9DRd0AL2njgOX0Akr gojy8tDxEq3eMKZT
bl2fGPVStoGYE7KZf0vzvEgcGSaxGe3oN4bX7fRv6QoZ70J7VsPmgN+j6DbCZ60t
t2dpD6sw+MdSEkIHMZqmS3y/iPK8h/X+ocxIcwLQqgh4FX08gQEC/nI9HI0pn5ax
PRghU/qNvA+MCJGVtmreaTffLA4i1iPPPbseaGwt7SsFLK2PbyZR5boHcpG79ZBk
Ge3xSxGJbGAKs+Df3++W8df22gZ9p0E8ekW039tgcjT6aqm/gXEIQkwTuz3m10Dv
WuYL1t/YKw/MaieVueChWrdgVxX2XDAY1A0Md/wYWSXLwkibQRERMG9j fwsQRn6
XtKChVTkFNKH9zbjUNp3S85juTyRvQEe920rcWodZ10dmMJ4ihvWvAYNP6bm++U51
G0geESeBOVPgCALY4YziaccIXqblaYPrDLpWGfugkFUg0NuTuCXP2TUPB0BiGvE0
ghNz2iF/PAzIdMy0nm103PZFiAaczHOFdJzs0cC6LF0RpY73PWHZ7C6zBCq5JPHb
tLHW5DUSYcQ6nxipBLZcv3PoxnVxUpNxJQzF/N4Hcjf1r2yc4h0ivQXnB5ztA1Pf
WQSA890Sx fFbW+Ve9MLj2wbz6oy52zDPoSqH/5ARKKg6Dl9/80U9V7SjL1t21FS
vj0K3nEbWapuE000x83GyKgzVMuWJWzEFHDbijEp+VKjDPmZ9vQLzjBJ/PyxpX82
E7b706FGIYc92BbZ2GvVEfU00qzq99zoz9NviFDHGafOMeYHM0e2bWJtVqcHyCRp
bmLQKu0Aq+W21HEHumGZMYeIEqfLi4m1iv4a2o46/3IQRDYw1ave3XgRV6AdTFV+
rtNZwJxBR3g9wQDreYvDv4tz93S36uS1Tozm2qKT3m8+LYL3MJ/Mko0SvnbAIJlg
7vj2DrNPkKaJCSdywoJ+39B79unMHlX6f/TNtvDVTxenniT+WbxTMkbSE/sfVx8m
ET9C10DFxKZVhopjim6V9e2JibfPhALY5umbdaLq+CghC6pGqHn3RNk7DbqI3xAT
0hyrRkRHELYQqDrg+LuF9RZkGR14CDtOnJGj20emRQjLSRHRuAMRFOaLAW1H32WZ
/lz/zc7DcgJW2u94j0Hm9sDq0lq4Rmo3DBg0QREN/FcKYmHkzafX97dH8m5aAVx+
VRCIKg/Od7Yfruo3FpbWjaTsSaazR7qxmVhYRAGqsLF0LA16YrskZ9QRK3SVzMX9
qzBEp9UrtRQpZUuFHqhAsUVmIQar3eDl2Igm1z7MJk/vJSBZxqu6WBKpYiuLIX93
qA9Snj7z8nN02meKBb3GxKCo+WSjetbezAsjy5b7W60B/R0PBhUDNL5bbCvEx05
P2QrxmeyZkf/ft/wYot5gKvUffCrop6vpfp9xExuJ0zzw8S13oA0K/X6SBrX8s6M
KLSrdH00jkykdHaRRziTnSjq0mWZTgme8UjaGouHiEjLuy1Mpt5/NSWS755zDJF
Sngk9TnEQ7+lB/CQYrtg/HNY1fNd8UXEqFjXT4LqgX/Vq2wpLYrkLLpgESrIeeFc
NoC6ImvYzWpLic5G2btz5JeBxBHskcII6nScTeU6vrgXIqqJEKgaEtv8dhY88I+d
BwXthksQdYm7mir/3KvMHSFxiEislvbk2HCXKwHw5uN558kfxoS8yNxxvRYN
X8SDJmxPS1E7rQAfta7KM9JkrUnX/hNdL4EewLtsy/LxUc+9hBpLc+oMzHDBYHNf

```
/4No3ryE1nLE6RxlB9UhoBx23ks/vGsi fehDCLL20zhdzWRprlIZ5XavjVWG31X
OWkD50Hl0ozwygFrElpbA4pNUXfWF/pqgwnlZummyRpto8u9omB1iOHfK31V1Hx4L
Mt6HJdZtS4h3nrrnPiqCAObvalyfybyaKwLoIzi47XN7/7wx4SxhAm2Tuyy86+WmH
TfYFDvVZdHjKyNfyDt6PiXzaqTi0ei0+EyD2EablyqQM9mdzpkZ8ew7pFe9RjuT0
3WaUq+/sFzPZHnz0LLsM8TH6TnAmi5Luq+AAaxTZ0kU4MZCFrkIgd13QQm1y9Ht
Hh9aC95hY4fU/stv+AVQKXxQMB9pGZq/3Xdt5InneWf02DS/GadCccv+7Gdt0n3z
5jgFbnm8nc0/veUJKVXzj+PmCbPMnWdwjiPcX7sYXOTQU8t3MrLk0zecXR1u0FY
OHAgFJhZM0/755uidinlyHwWlwbZ6AXyLz0Wyp6eH6UzH8NiT2cCWhzMvlUc2Y1f
oPGXNn9sTu2iPCnon2e9znBIW/kFj62cANAbapxZp6seDUGh7EI4PEvdhp10HA+
GKN7oulji35F3We8VJWBuzUhdVMZ7IVvywyodNi01cj0/sjktUcxBevTNkJNwc
RHBCAEF5rXWID/fuy/Qv0D1nGBE7mj290qdsMkTA0/3Y8RJD+iZk66hdEHwdHYpb
EHqJQTQY1ZnClsVR3RLrFP9aj+m7i12gBrR0KcpwNbkLYHzJj0mwOY89xiuTIFh6
tc4l10Te6R+k0TuvwdWhckXAsLHcd9Irb9ECMWhMPTIKJYMcciA4JV/g/iVSesj
0WioAeveUM5mmJWbE6mKLYzZ6q0KcDdrTm+Dmn2smeQJyNZUWzYwd0LoYpyGwjnf
5/G8y2Fl3209uR80kYM8mihN5m3kPkMbw5CkGzylEH0ixugkAS3d8W9tYaRK6af
MEqDVV43NLrTXvVcSgHwlgfhyfeDsMh9NKeRvl7q4I9rtHi2Z79k4IL3uubHHURv
ZpcZuqrH1zBtuM0z0cUeLSN5rULJuGTPPqDqxgC40prYuxF6u7bBSiF7EVPmPfb
r3TcEGF9K2ISB2dlg/WVOSEumChcVt6BsN+TK6gNnT3n/E14gJEai0U54CHqX8et
KV0CUD+Q8qSe7B5YAioC00wPQUZaWwn1mmoSYGQ8HzB64jcf9ngsKFRJn2aKx08h
4cDYbS048xnNFmWIncw=
-----END CERTIFICATE REQUEST-----
```

Sample public key to test the SPHINCS+-SHA2-256f-simple post-quantum algorithm

Use the following public key to test the SPHINCS+-SHA2-256f-simple post-quantum algorithm.

sp256fpub.pem

```
-----BEGIN PUBLIC KEY-----
ME0wCAYGK84PBgYKA0EAjo5juJC0zaD0vkWxSu7ag7+mWrWUGwywdz1m/fSmfJwr
xRjcpz349JvFF/3efdwVHpUMvUpLhpn3FBU+sPLz9g==
-----END PUBLIC KEY-----
```

Sample private key to test the SPHINCS+-SHA2-256f-simple post-quantum algorithm

Use the following private key to test the SPHINCS+-SHA2-256f-simple post-quantum algorithm.

sp256fpriv.pem

```
-----BEGIN PRIVATE KEY-----
MIHQAgEAMAgGBiv0DwYGCgSBw05cCXlnr015+nIth9m6uKQH10kRUWwAPcwn4sH2
wsBduM0KZ1iZR9qClrLATqGFoTEq0Ej22ILn+//rZKzEoy00jm04kI7NoM6+RbFK
7tqDv6ZatZQbDLB3PwB99KZ8nCvFGNynPj0m8UX/d593BUelQy9SkuGmfCUFT6w
8vP2jo5juJC0zaD0vkWxSu7ag7+mWrWUGwywdz1m/fSmfJwrXRjcpz349JvFF/3e
fdwVHpUMvUpLhpn3FBU+sPLz9g==
-----END PRIVATE KEY-----
```


SLH-DSA-SHA2-256s-ipd (1.3.9999.6.6.12)

Use the following CSR and keys to test the SPHINCS+-SHA2-256s-simple post-quantum algorithm with the 1.3.9999.6.6.12 object identifier (OID).

- [Sample CSR to test the SPHINCS+-SHA2-256s-simple post-quantum algorithm](#)
- [Sample public key to test the SPHINCS+-SHA2-256s-simple post-quantum algorithm](#)
- [Sample private key to test the SPHINCS+-SHA2-256s-simple post-quantum algorithm](#)

Sample CSR to test the SPHINCS+-SHA2-256s-simple post-quantum algorithm

Use the following CSR to test the SPHINCS+-SHA2-256s-simple post-quantum algorithm.

sp256scsr.pem

```
-----BEGIN CERTIFICATE REQUEST-----
MIJ1CjCBlgIBADBCMQswCQYDVQQGEwJDQTEQMA4GA1UECXMHRW50cnVzdDEhMB8G
A1UEAxMYU3BoaW5jczI1NnNzaW1wbGVFbmc2VjYME0wCAYGK84PBgYMA0EAPeQF
o8tFYEYYtKE08AvLYQdkbWhQV/cCuTJ4FaEt7ssEEQ558kj7cIZVwqAhH2nDX5o
lT1S33RhuknoeN2ojDAKBgYrzg8GBgwFAA0CdGEAmyCvjhNVIVXj7S0pq72hP4qe
2LtdLFP/jWBOvdJzMsqVli9tLwR58Ka7Qe38ThVU/UjmlZGTN+tQ4haN60Hd90x
Ae+8ETHC0HMQtI3twhwyKQH5SEuKQC40Ho5Z8vr fuPlcYi+Jye+zHwXhV0S00Rbx
Um034FS1L+4QpcvRct/B/Zwc7IRb4txKLH3eHSxL7XFo/ajFsbzSKmA5qr54DwOS
4+3fFkcfq+iyB5gvPDU8yJh9BCHfFSwmM549p3dzj3emzqtFKcMzrSSzXR2VQnyY
N8NDU6N8+5TITAZwx8Qt3Ijvjmycrpf8gBmDDTphM/c7++wLpceWcI2BmmodgR9
08oPGLTco+Lc65xqupcnbpBFFKyLywGmzjGoXhFenzTugwqvX0HB2Nsjj2vGYjb7w
B9Adw0tuxt1Zzu9Fd1WQDgu+tuYrHUMBHIevhTxFlaP7In24jkmoeFuJCN7Sl0/
shZdt5tXdkByKFzm0i1ScWjuuwr+azKeZp/nXc67Ty5IFMv/cpVl6jzxTNz4i+S0
l03AsvB0Ex2AndNrsghA3pzdihKfv5tRX2GvpvXbaxyUTtjE2yLfbTfuKS2CUQKe
6BW+MxCYVqrdG8ndm/VvN/eTtBG8u0jlgq7ZGEtflBo8AI1eFmhsaG30oLchLoL3
9tKBCAp3mGdRAsFuSftfSyrL8BL/WYWPmPT6GEiQv82B9Y7u0kTRY9082bESkvGF
YYWVSo8vjMcCFNKsm285E0uhD4fdcNeDvaJw3GtiP38dU80fQ4ZU4HtHXTI1Rhm0
DBjdLESW9CT+1/Z+WmGEIVt87C1Tqij1T8JNaKAUR5vBbq4meYc/fpR2W3oPEXl
gUz60cuv5LxdZKeadQ0IaDrgviduxpPEcOCidzcWpc+3qA5uBq1cWCnanbHrW6fd
WxrGSBG/AkcC1c2qoplrM8Md1shDo2Je8GxueCuMLO33lt3QXaM1P0duk67C0gB0
nwupCNZjhki94a7YewVx6IVqZyMhb9CerHFFLPMzStbFmVvz3Z39DzYe/nEYZIb7
8CI0z92b0knqQRVQGTmp4XUEXb4onsN8hc7ApFCNsOSzbD5HXZ1zNgWIikp4TFvk
oCx16mW2do5qcrak8PqR76lw6PW6y9oHTSYE/UHsa4GFHN5zk5hj8QpXox7oJmBY
+cD/m56KTZRrYkZ2M55b4dpcdw5UFFTZOcR7YoT9J4Xq1ZsFHVQEHSBLB+Gh3z+n
lMyo3a3GhYI2ynj+8BsHrDD+ELJKutNW08q1U41mVrONoRmAme7ZIkzhQ+h/hPGc
b2NURoVn9EdYqB/ZLFU9M6IFUKJIWpGqQiUsC2onKNwJgaTnAHV5b0qXsBgTuWs/
nfnxtaGe5CP1jA3gAZ0l9j3Ll9S/hcrA+TRelDiFE6yxa+WrNdU2cqVXCHG/2tHo
DMlKdwMqZD7GUcYR0tUmCAVKFR5aefWxYq7NUp7Lt4WfJSyHzR4WH0Ns+EjBuYE
KsKbuI6IVrz0dEmWh07PdDhsUaQT1lwVILki3SC2YZVpyrZx4/WfiEtnyFXqjYEn
HYbZ4nMC8iTY47EDorZ3+4J01fbFTm7xsAcDRBYXNeAucS+P+/xRdmKxBRGDGwC
Zm0HXjkMFwIaNfc+A24yA7U0S5kWJs3VBg/AKesm5B+oVPysBbETnfWeToW4KXHL
3FiP+uqiWuSr9E1oxo4CJzEXpojoGrScAodAfHDKTUXYV4S2cRjHwbwGZ0vTuZzW
jpF0YRobnGssKhjaP+RSBNCQb6EzhP9jZ3vDwHzJSu1CJbtbp88zn2K/RD2ywcL5
biediHjPsZP3CdAaAc2uVrbBit0G8B16JIBHDrXk1ahHdgTakBenpC9h9MrCd5y8
aZpblrcfg9ZTZVzmu8czqE37cKfy4ssqtlesVXWpKh8QWccc0MiIwjQuivQ52yJR
uJpWwaN6qv7mlqhsLJRL5oLZTDKfi4ky06wbcwhnktaw3T1lM9Y2MGLlxkP/Nou/
```

pKcYxivR9HOGbIF9xy3yi/WhipUR1vi7QM35prot9+Pw4mIuE9i+hkBUfZtEsIIIf
bJIyyIOcUXixWEHaUGT5a//Ua7x53QMg20lx2ZZ0GGXU3Wq1d8ljZho+KNvErmX7
5ku7G4UuDG5tK5s7D7Wi00wjGYL3HnLxcU/kZluI008CwiFJYWx/W1HPRQgIoq3G
X7N9sqXNrWCJaGeNb4SQy0Ri6Bzgdz2cEopSPQ4jyojMZBSp+Mig8/y8KzU61Iy
9qN0fPDjOzWZNxj4zpv/p0+9l0agTAgTXzw+GS0s6lvia663Q25uViEHW2RopVF
qq6dZ3UEpojdHTQIL4nuI2Wpek3Ujudqd1JtKVQPIL3uYc/LoPpEC1iKs6hf1oFs
t8oZs5Tg/fVrRRtN8RNUi00u/LYbDair2wMxTdm7NX8ik0UduFBFPFhv4kgL0EUI
ghcvMapgr5Ad/ba2PamcLyvBrwceHDWQg+sZ/2H262JAQPXr0lWJ/hlC0wqZgqm8
RU3GI4ZEELuZBvco2C3TiDgxGHWh84+NdZZBYJvRnx8TEg+vSlj1bnfqTAS9vUzXi
YkxBE3I6AX6xEob09kyKnyFdDXyqW56XJVGZpz7pPEAcWen7Bxe/eTniSFFh9/Kk
16qU2PkC80xMMupkT1bWDD7rzwjYZZGvKeqg1qbukq55D5fcTsh5JyQCqx10UXsq
fbAYhuLHnx8iNrcbQLcZYgGH/5V8z2ukKCN9ryJwi frtKduRYSR+nHZYqITndVqP
hHDL19LxYrgLHPptmFU7hMXt0Yb2U8vzx4cJ2FbGswNmKwoMyIMumhFfOwmJH5j7
TYd5m5R0fdvtJs7EVBMYY9xGIPAr4wDMYL/oLaKBk2GwZsUAxZUTSx0a1SvFwcb
ilUe4ni6lkgLitko5UWp+UqEEzr7H4LzWKHqiwlhdYfPdY7CqXWmGStqJPOcpmz2
+vsNoDrzvJXErM6gPV0eHSIuyzTmPbl8kf+jkIGfTEk6GGukEoV8mUX4Lgv0oyoN
w2UezNpcZ+Gf2XbstCZjIMJSL68GSnhzRapdaY4Wq6bTwBVEMFvIe9RDTPHodBOK
OzArRMPyU12KpU8uRcu95m2l42ceef+/L4lAlT02MPcnj7HxZ2SQWFZfL1TGCZdk
yFwuxjd27VIm/MwkqQerL4Vlpl1tGmfIx7ffmDGfcsy2DzrVyM0mnmDna/aLpkRh
w2Iy1NDpYoINFfbpf7QdQono6LiW49I1RBYvEYycTD2YsETI6k4IYfJOU0kxUMKr
R7ftwQsDc9IcKqCQK/PSA2whQjh3eUWy4ekcGQ/kXeKZcQBg1Yc+ES9h1fTl+Rpk
GY5kEn/sWlqPLGHxahqSAUBKjyYSwsxU22HTSLHFh7ENOQIWWSDS8Xlyn6PzOUg1
R3wDRxzY8UkeA4VHQGs0femMrE6spY2FUSkl6/RTQ3uVekzNSnE4j09h2otbgKm
uZEUpXo8TxwWd3iGC82ty08T5YSMOYc4k1MS2NqENMrfn0rW17Xy/vm5HkIrZW7
S2RN7mzNb+TKH31gdeYBJodP4P7WDFLT0DTB8UsKSM7iFrxcFxmZWN1JEafWxX
/XwPVkfk/2/5Sbpcsw2vEIomrr+RytnZNTUzawSqhy6FgP8gFodAliYUho6Z4mF8
WPl604GWY7Hs9/niPVhlBvrjyNnxAvIdEZQcv4pfv3iikderzYvVMuAke+2tuEi6
53sCl5TUAZVWzQqWlRo34+Ajq+/e048ghLH/Iy9kkDoN/SF8AV4MxZBm3VtKXjd3
iU7Gui/D0Z+X9Ja2ZfipVgkBMRXZEHyPc0FHHgHMfZQ3Fwfqzd0dZpTIOFSM6II
x4Iy5Gz6eI7kt0u3aAlqbc1rTb5vQFfzY7klng/Gu0X07PLUq1z6+IL/Q0yZ2tn9
A4TM8rWnLNUU/0F2rjtY1KyixE7zKOLHxzZ2ju69zwb540L9Yz/y7XqAWGna5Nwr
IUY5M/+fAc+mXIVcsE920yULz4FR+nIBC6ly/E7a6RDwWeGJKw2NmVSlwH74VnNr
cF465vnAtnYnJBdUzlic7SkFhmckgdLEPmqZqNn/zwsRMVJ8S2EVHHSavQRlm7IJ
mhp0sFo9U2GDxybM/rH46wlmnJMneL50qtb/pyDsikGyVGsXYWoyNbSqh7JwVLdW
1rz2a0zFU4SoYgYT/raoG4T68b8C3xFdXaY8LT/tEKUzUYrPl84s82aa0uz3v6L
3Yq+dKXxQn8tLGgM3Ads33dUIVMLdK8jCIEilZ8/PgbitWkaw2zTmdYDriGFWhdZ
afkcoCCGLrZ7xjKkxL1ekx5IrLvvn01E18+DAbfyL8Jh6eBeLeVF4JsnoEYAFmb
fU046CF1IwtNjFurVeZxANmIvVePwDGCLr5unjUsd7tDG6MqwfD/R66h10sjn3z
gf1mo0vBXt0dRRXJ1KMWL8u9H9fNSdp0KskHh4Esx7ya5C1s+GYr9wfcQo7W1KwB
qrIu25Cpgr7H1/Wgg/IBNt+44yzQJusHeBEagJxjiFnIsIMmV7TdcRLzGXm1Ppi
2x8rWl5NA7ohD1powWqf+f/6Y6VMZSvH0dqF4zCp/LiTqK+I26dPbDdiXGu74Zmi
tm880s+foCEEprKD8W5A/Ef27pryKajBMxg1R5CZ3FVt7mi/Mbt0JH5wc4fznK2U
d+CRJJMymmQdkjif7cYyChkb8yiogvGgnjAjTX5nz2vjYH9I453d9XddDR0jJh
kKRWAtp1Aibig8yf/Xm2e6QH2YBHaIA8n6PX0q4eXe4AutkfOPKulvWiH32yZEds
50z8r8MQvQuC1stRAo0rSXIEcq/F/NPy3p8xjvNWmkLSk+WREvWYnqWmDhiOviD
GkH6Qzwo2ZsoKXw9B316SnZ5D7ku5IsuBU0r57X5etxYraVAW2CYap5AATFE0BD4
+Yh5n0gia0cQMU+yjMdbHCYUuI/4j3h0L+eUYRwDrUm4QIYsel8umeIcmZedg2lu
y0ra1yySxYKJUYgAkli93bhvrtu2uinRuBlXpZMbgp5XEDfhd0vt2mHxfDxiTsH
u5SMD0hCzgzvRdl1JIny3KNVN/+o+hmeVQz4V6QI1g9L0mYqy0hbZzKGAQ5Bp7Hq
DwRcy4GT7YwJ+9425q7wfm/9BBGnshiNdDKkr gabvDlF6vT0eoydxwY+Ic08Qa8S
qA5kAVc4zL+N80utsg2jzFcydh/y+behpv+11p0w6H0CK0d/4E8ITEXXzPkwABfy
mFSHavBzCPjp21euITj91CKyhBWVYR9t9PaW9fXTcq5faAVE5+5ViJNijslfmErS

QH60eBl5IP9ISUTw+h2p8XtgGMAmx0WYWHiSca2B3frayBooJAjJwDd+SfnbytX/
BAT4HIBGW+CT8FQYEX/VixmMGHTRBQsYwZxPTFXn83Dh7z2kpP9znjbfWbQCQxbw
x9Cf4soSodaY1FEdx30uMenUaGh/s6jjUTm5v3w9LJC6u/zfQzBB3QKuNDL4/Q1M
SoUF5NoWrB7Wa0uvRctS0GgK0LUYUyqsjrYcb8lm63N0yvDZ1nqMU/W1bs0CoYN
YAiTxCbgyEjbb3lqzr3LTg3N0hHBYCga0kyFvmIY6eyVzT9u+4nEuhy7Mwi64ci
xQNjTT3maQo7gS3C/mwp6PrvwUb/7yNTDXTv9Ci/qa09BJOGCj62Vw2kd3j9Wzk0
Bjs93pochhbc2Lzshmyhc7jkoA08m+Jwy5TG4SjAi4gHd9kKAmYIyds4oZSZSASp
uFIaBtLkdqUR/i3PjLkp5jYM/0GfBQGMsvnVybaqpYMup6DYAYFqOsypWDA6MrNc
aXh2P9W6wMTzp91tCzF5jcuD0wXpT4JL9KmqZlNhIEvLLnJnJSGOZsAf42RIB4zF
xmjx8rS9U1k9fi8qmmdbL83QBayTYQ+WeLXG9vvg418Wgfnf/zcpCL4/UUMMrxE7
No/mRLEYm8MOS6m0HSdgcQnVoIk/CeLdLC73tir1NpwFfKA4HwZvOcsar61ByrGx
18KXGMv3qs41LeshVzQQuh5hp/ubk8cPtArF/zWMPxxbelxKxwSmHzQ6L2YBXrdz
vHhGwACFF8K8IpdedzHxvtladGWfzd2wYLZ5SvhVoBxM0JiaAiNgddpASz/fnfrm
uJKgDLNscn8m1L9uy2GedKQ42/FrFNeGpMVWT/QsUGmzUv56/PYOSw2pLFuoH1s
jmbtXBduhXqWLIbd3PphC0yjbaoWRN/2YgKbcf3RUhuWZJJ/Mu8a83aI14vA2DCb
v1pqnLpxn0LZ02VkoE1AqT68sKZD95DAU0idVTPm1BFUdsDAZOYSDfGuDTlvdqTT
joZKgwIjshLG5+fouCHJOyb8N4Pspa+keY7Iu4thxC1wku4mgWnySTuSYhIFIL91
DHmqJ8kRR6N1ICelRZLlp1y4T0Sp+cEnsiezU/8CipneojI7WVHmrDYcfLgo6KkB
C6Kn/dsJhaaAY4Kqi+9iyFJCEwZPPnxTJx0g/ivIfaK36Sfrw1UesgFagdz3DLsm
tMaB0raq3Wr7ghXiLhqVHOSxhSoFxGsH3hjCGKgcpx1P+zE0Jxlkxk5wmntDfz
TZ09Alnm9tZZMR6NHVcaAgKIuErL+K42XXYF0pWKc0qL2wAHEQFubX7ckJaoAj+C
dz+FeTnlv2HNBYCvxtSwbms+73utIIZF1lmsnmeUZDHQMi6FWyWfj+qeVnWP6
IR1BaNoocU7T1hnZULMwTWKGkS2nATZE0Ti+8cR9t11FrQ+ULe8S13m0ZJga3wJ
juaovTcI3IuajVv+IK96gXQYdFjRzapFurud5LBQBOM+iePRLZY7KDEmbY9CYLc2
nrFxiZSLXUXUZlqnWu7bZeEhRL1iXgAkejZAthLjggwRVmkLER6NQijfMJSPN44
/M8hJzZ9wS7/Y3rUODHBZDSRbtX71TFhoANANFyS/bcFa9ZM/EquI2QXXaq90VrM
XYiU5VLMDCjkFfJvAqmNuwTC5ebyYkKqcy0Tka3/jxorqhuxQxHGHP3yk+v0to/G
oXN7mLKULIrGUXD3jXYXNDzn1GpwNdRUNSq++ace0cz6dFHohcILRsWYoDjPa/g8
21KYaUwCFLRtTgN8TmNvFTRi3XP6/ft9im65pAi/P8H1kKvamcbMxrFhAL07gB1f
CHJokU5eyMgGwd7HdT/tXfGCE9ew6ssP4g5w4XgsS2oisi9D0v1XumgcuLPo3IYE9
j0skoVpncgCEwNOX3ys0i6+++ph5y4doEVmT/gLCubbV0M+/9Uf0YYfk9vTFMLx3k
2LH3PhdkMCiT9k3ZwRFRqN2oqth0hFn+ZRitRYbPjwkStyHCro5thqbLggWYabAC
VFGSj8rZnNIWe4mafjT5FikMTKuz9Ei/cNnuJxncfVyoUA52F+odnxfs3S0VuiS
ReYLUwGuAlmWUZy1puRos6HApzC4z2FKBPifJzEatbZZJCiKGsKzjk5DR72L9UVp
0KiUZubNLwMwc43+dkNj1nqKnbkWRDwz93iuep5j+R7BldVvkzCPOwvVJ/77Yzjhm
piUaMsmf0CmJEJLf74ru/M/kL0vnmQm+E46E0NzL2KPTeEZwOMEUODL3VCrdcvpr
Nybf5ZIUUn6/RMhnl3rmVbSNmttFVJo0FDbjutG8fN+ePJPuj6DDicIMJE9DQR9UO
1khJPA914rk5i5v8UHbozxwfs9ISD5Airs8YCsR+LUUGyj4I5RpQnzS6EXCdyLzZ
fYXjJldcN2+7nYlRwwU83S9Fc2qg63d+86SDFtCPIH86EN89LaBuBLCDjlhjR2uS
fCjgZvbIMK4APkS8CK+O2PWjvi2qDvXmG4iKvVtXu1zdVpv3vK+0kp5m6eC0mofT
YRcF+3rzTZQuofiKw0CmZqYaMjHxLcLk0QUcWDLc7b4JzRjdAKF4rvxmBJaQoL0M
UV9PSxDnM4gat+/EE79gFDQjTGgo3hpd3C/DBH9P/5ECFF4SDhIm3EWu/h/9BUkv
/oGE7fozx3e10fDT07jdipxYTLy5Rxlk1vPa7veTCFP1FECYXNehI3MeQ0J2FZqg
K9K0SkG17PRZfn9FM+w44kCdPlEb6Fye4tE7Kdz1oyQW3Ik+ZgQb0040IbDruQFW
8rD2naroKouv8wslN+wLoo0C7bwcNRS7zqL8Fs6voMXHctgPUV6bNUpt8VAe42dS
pL1cpIxDEXCyE9vXqd2WCSgx7ul0cdhLqmu4stk0ctqucMD8M5VDI8ss0Pq4e6IL
aX03Cy9Ey4nw4B+IkZ8kCc2noUCbJApHa42cLk/rq1t4200kFcBAXZnxt8Yl1N6c
5033VrkCAR9oiNokmK37SP2aBFHNpREJ/ur0Yuqqq5faDc0by7Nwaj1ZPsYISFqu
P+P7oxkRIYIj6A8vznTLHmJLgK4pGk6Gr6GXWHpP9sajSjZ1yoSqeTvDVraThz5H
L9Nm5zSDpaDAcknZdprX0A7PwLLCE7zdMoS1bkIHhAVucMfHitaDjORC4mNCRDTS
NClqGwLIErgm7xldVQpE9qbApEvz6VBJTVIw7khJKtDy1yjp4Ywv7FFFAxgYh9Ty
S4HirXvirUWNTqMvAuDHFpLFtdPL/2cpWeGh4krjQ8h209gcLecBS7st2sjN2LTX

Fi3G70fhokTdpTLRQZAcYo7xKFEZ+2V1meZV3iPw9hLlZJ0T33eaGcV6i970qedI
6axyGdu+Yic2nVY6Edmwrchc/kmAFpa6hwqAa19Lm8Tp+M03aI8mt72sPUKU6objb
KFiakp+XIiCzLuKRBA03LMe/3tqHX/qSbeKqIpQP1qye11hLHNaOhLUJthgotpCp
BApzb0IxZ8bIAngmUgbP+YYDUcg2Yld72ZLCFzGUra5Z+hMAfzqvt6kXNbpFFnS
nZ885XTrBiLZub3gI9RLw08kvP5MZtnqVLgONP00Aa78H3pKKU502JN5RT3ZXDR5
4uqT1GdKWwAiHChEBh74rGXLLcFsSnSjMbVc9vjWyuJt8GnWMeiU8eM0UpJoAqNc
rEuunTD4hZChl4nTpd6GPG/UsQ7UUH0/s8sUl3YVstUZ9TRI3/gRoLaNBZVz+jwW
brfeeah9ZUrIKagH6+okiuJj0VqvrkdAbp7225IRiBEwkGagJymVv2rMgRSgUmr
XbTWEwaiBCgKdjVPY6ZofSz2RLn66LKiTP6mlvt8dKDr4G5ADIZ7IwwK2X3aVOg
MzAKfQL/J2qmoUE0ufzK1pdmxM6X6Y8KL60q4eY08JBkRfAWsU/eyatQx1wBrRZM
sKBAy/Gea+DDVqHDXUzXJBx8qpKRzWaIKegwC7Pfc3hX8FF7qKhLoMkH9+LIzu2
ogAEs4Snc+h1QNVLz/FrZqbzq001oL/WeIu/R2+uL7KCZwFdxH0vUls9QsRXQ1C/
3BCv9ac5nMpmqZUDDI070iMbkAhS0B19sSoSdq63pEJcb7MxWoUZ07x22P2mDj7y
F+BclLtqoe4wztXro0QPBBJU7Xbmsyo3CH7cTcja46ZFDYj0jlx6k+IGsp7XqRU
0pb9ABD2L0BTPuLLt4ixFkxireQAESjTJGjhn9G013F3Q6pSvIDh28mT6jY0tz83
kbrBFyXb0baQHPZFgmpwlv8WPuiSpu1aQimwyBWZtsQN4V2yin2z9/mgbyVaN38A
ZXGDx82wUJzbcuduk0L5lnkrzkJaV+2Xfel5q9qIMHZCGV6fQvdRZ3v0c+GBUniF
inXXpQuZRjryn/CIPpX9ZDsIV2rnWH8ChiVpP9nLrg/XmjeWUQtowIwm0CEpcLq
EQJ+M6MosFKAorz9rUgTFRWgswShG6fNeU9LpDbNu992N4JYkPXCXSDpkVZOR2
ihTKDQqIBG5m8EP6LQQBxDZxspR15hd16Dg7Q51jqDnEPNPowd4AeY25AAquVpzP
7tTm+Y0a3SZLJ9gIT/WfFN7ZiBooFDjJ71/a9QbtLqremqWhqhZrL/zap63+HaK
ogYTCNGmXAt4MPAtWLI55zbNlF6GcFFZdn8W7Wzb2L6CyHVYM1EBcyc4RrjlmAG
gUE6FEQJTHG+y56w93aPlDYhAlxUzjtCGbb20gwjOLEnUYphy0v7Qxc3crZDR15e
k1o3DLd0PiRkpmE8dgQ69ostD5t1hn1HhFfxZ7TgkQxyaKpadiafTsAocvsLUZq0M
189i8EK0inIq46Cw7DtTEwo981xpZUBog+TN35qvlqufJygz70BY5FvLxPDSSQLx
Z6UG5R57CULdqRkALd0P02WPI7CX0rPRW0uSRabq3BLj4/JX8rawf10FLDe9BZlc
NcarirEzyG1HijG3iidl+lCJYL/mKobMKS6E/1duXCq6pVSRUzLg+hKyw1DnMJKX
q37A2/Kbl9GTJ5ZiDEiISTRcqa6l+wOrLKjKCbXhbXWsvva0dGI41gjLt0CEunAr
pEo7s9Nqj0HdhToYtB7wuN/dSnZOUZfSoKTZ5H8eVHpbSfvogzi8DQXSuuGFFqb
OrvufqJtG+5NvAjVA3NfpmLJGmh2WNlPp0BpucuLAVOGzPrjLgtuFVbYBh5thayh
nQsEpR/+0h6oEv1sdtkJCYaYokkGoj7pvwLYk/eomw452VIItLemXp/X0jMbKRRqV
WIgbfm+BmsJbXKPKQKVdSgiFo5jDqA1jlnZnQefmijq9v5aD4iRg1WCvIK8kobvni
0QLx52WbKzmAw6NipNkEtFptr3cOU4odzYXq0i3HH2BmHFqboCoNb8Wwa4rzz5UN
xp+IpsvuN2VW2Db3XmBCT60le1/ZC8NwKryjYFTmVg5nh9gRl6/t5uB19NAJu6KC
FD0TM1S5F1NXGPFld6SXlNmLP2zf1Ms+cHuparYuBK7jBCgcauls/hGkWH/focPK
fsyP4C8hLADqAntwVjrzBzLR72D0F6c0AQfpbcs3CtXS/Wj8Grr4UfFOS2MWvtZJi
5gVon/COFd7heD8Vl6twhWl4JUdezEtptwQIaun1ZkAxHp/tEvHKPiCLmWi+Al7
ZeKVYHvTvFoWT/1WR19V83EYfX/R3AAtBP6bLAEgrbdRBRxmOPT+H8ZPmZYgaVj
bkDnpzJ83Kw1CCloKnj859NHoBqjbMyccEPJD+tE0Hn5IiqRRtnPoqzNw/CB26p8
wtZAuI56mfLe/2Xqf1S6lFMqDAL3TIByw66E8TSORE00xEc17Gh2XjYumvL/Rc01
llB40EDL8TsqBjhja1LMLLP0vezx3VqrqjbBYNSAdFpu7omyCPLUdGUgYc/02S9Q
NLbLmlklImwLB24uNVJ9k30T+ByLFRcHlNEW0TvAD4rQa4juA139IXK4rr1xbb/1
cjsBw+4HXZjgYsQ8UBBQ/FCxdgxa1U1VHnBen/V65FCiZM3qH0FHwSoLtsVwmgq4
lxkgHZFTPWKiIkLrj7BW89a0cFSFsV/i5yt4odhpucV5M71iACjL7JRjXGA9uNZp
AMvMGRJtzmTh+4L1H8UCx3B00gJFpjTrnKaxVbweZxYIK5urTP2sNnGinz7q74d
UvI967c9tUE/kKPHq0UsZ2d2V+NRhAzLo4A0f+yazKrG+xHqSSgQVs5RGFq+rU4x
st7D0EqicZcDvjAekjS2kf7wFdprM3T3uI80RdH+YxZyOj/VkRcGyZ24qox2CVU4
urHKUQLcOKhD4NoITf6+9TmkRagb9yUWea81Tcjevog4UwCxmNI1C8+YwI1sVuP
gclFZ2NdCbJcxKpJ9CIC6oDha0ajnvz8CXUQMOT0Y9/pXpnikI06lmUYQY8YtVZ
G2ZXWFsh6pnxIGoxMGFMVbKZrHbgFLFDSCZrm7A4hYDNbjLofcuYvnF57xnJscvB
jm1t4+/sOp0nexjryuUJJ4Hb73kW1YP/Jawz3K3meMMMj0fFaiuMhsrxVhyulr3Y
C6XDNHxFeGwB/KwMddRc12AVx7pUIbIhNYBpwR0v0KozYrB0dyJeioLbJL7V1YFu

rx0+x/FkfGb08eGW+j4DdlUBUML6rxJfTFAo+F07SC0Ro+Pf+9vmeb+JcXA4ch3+dYlK6nUNUvXrbYxtIOH5E2NrIf1KzSEQZ/sZphZemT4eTs+VL4jyneJH3ftk0VJaYffVU7+AJuGbZ6Zo0s+9sxUT6PA0rLEex639Z/mWMy0HVoVMc+2TfZEyMwFAUnJ41qE00QKWBSkhtZuw8lC7rdI/wDXco0ib5CEcFIFuS4lClFdL9yLZtdkB6G00+wmx0QFfc5U4bn3SHxwmbgyRPhSget8yNtEo+AYvqk/Poicm/Rcu0TrJXwalsoZrEjFIILlNjPKsqq+nIMHxRjwQxLI46LIw+3C0h43uNAXz9WvbStiQVIm52LcWxfCCM9QyZLRA2QFSvGbuHQ8tacKgYe+zC6oNTbFRVnaBoHXaH/2dq+Gr3LrjQ5ZpeQ8I73B1Nwo/h7jIGJEA0cJ3e+yLBBY5xHh2yeQW0EVowMFb/m3Ji8Pyw0EBL9FmgrN9Z9QIhid6re7zRNlAfVit02Qv905V7wQvrnZqYuocV5B0xuXyas/jMIk/c56u24577NfMPdXm10TF8Q0IHCwoj05gvy8i9vWCsIDAbjJAJ4HOYjBbXWlKlGcaj3HCpxJST20wbmjM01qTaoOUAsbea//R7YE4seaI9uT3bDZT0W0QgiIcWlHZEoQ3jUylQRg1fqmvLLRs0Honkc5j+s187Qiq1zLoIMQ4hoUEIqIC7g08p20Vv5HqrGYjhtHW815HAIODp4flwiFwsZJpJezLG03s3bmPII3oxHsIf247yamQ2oJHUMl6oGt0UsBs5Q9Q9M0JT+k4+u54gjl/Nvd3exb4/LQxgXiHX6VK60/xUcjXvEmdQQGzzBgKVQG3+Fc+fIx6IDUjIrkQogau4JN0Q/NP0Cg1B9Fm0Oxtj0lTbtzc4oRmtQhPwj0szeWiX7SmeG7X2F4lc9hbXVHZFygklMhpB+qtBenn52Qg2A4msRpiL9Icw7JaZYNHEKCKgm0H+s1uuZECEQy2d22ustDFZDo6mgcDARzvquyPyjsybCnv00uEwr3p8nDq3uojVM/uqd6Fz3CUjLzKb0wMR8LjARSZEbwu2xSEu4zcW+ng7NI+7oqbsBbcXlkwIX602/BiFuYpzxyC8xbHEG8taLA6m6PwNk62nRuGqf5xCjzBhPWBECkH9eB7nqffTy7EL3TRS16l0s/1FPdPg3LIkPoce/+I2km0NuKwi1rqUYsrpT0gM4I58/CM0zKDeXecDC3bONZCfmeL0pRQFfTV+CivwRWq7dZ3BTEv61fHNYZS0oWjFCfdybMyr/f0WmgxWuTEWcoH30r7UTLEyD+dAjdpVvKz+wZRIspkh0G//I9MwKzcj8b5dZpR/oyxocjIc5Cn4CIeLRAdXfpx/sqs8e68d1Xw2G1E/nRzfx9+sanoIYxtd/UKKYr/d/mAjZJKKmp63mT+d6Qdo2pz1U1Dx6rXh7XBxPc3eEIS9XSYLrggB6I0mSJY+ZGCYNaN7k/D6RCq+Fb1uP1qWRVWgyV7j69SoQ8K0/wo8NVz8qtgH1jTltezjqQ78Xoy40H0QybEwbaffIQ4VmHqXdJIKfnfmhgTKG4XMHReiqQur4rPXNUM0LOjaLXfSPYIE7UpXRr4ofWPNVe0RJx5DePyvrBNSpvmzSuznDGGDqF2dt+35aokRxsUOr/TvBhHPsSKRVJ9iy37ob0Hj2LhuEEikdbzqUrvJtbjBUVC3RyUmVj1FgE/yJKIYMceJjpyRzP3fuTzVIj239EuiwKE0Q9dEvnGdpSeByh8LH0B29pDPP8wwjBR2Y20wH4V+Zwprw0jeoftk25/nWt28LFTC+rH0sN07GvJwrqAUj0J5xjFZoIS63KqBug+FAQLAoJ4dmcZL65177wt+HYrhaHgnWCNwSP8zLECLB7e6nZNf606E9+iQdrqZTdUyhq7gf31Y6Tr7xRrm+SJY4Yybr5EgkK4ij9ojYb0fiAt+o9sjRigVQfk+WNxmsWsxMMgua5mQPcd4pbD4d6pBo8hN0uBLVwKdUuLCv581ssa8Z8qCxtAKeLx8W4AegHPbv8yJRi1WIJPUDJ4z+fNyc+TIF9QBnRLKIGSdzYUjU5aR9aa0+eRXs4QnRr+8j3m6FpkNqi3LUR9+yGraBDD1TvB7ET814ECIkruecoWi14cLbwo1u7VN+GufDH5cAAW2UoAwmLl9SWLBq1ZhkQR2TT5XgeFVeBUqivyM6Yab58a4B5TtdDfFymsbMFJIo2Xfp7t8nkB5KW0nuS6YZeTmeb6ojpaN5SR61z2pEWqbZqZwe3xsg1to1GKD731jCYJx2iRd9rqRbrjWEKiU4szj0bpUobYS+6ATLl2j63IccixnEt7TY8pKq5Gby1ccJP2pmTbPtLTU7yaoWZkEa45Age6ST8mdPGcrSvyULGoGo5pio406SysVoWngqBL4I3ws771CNF474Wy87Kpn30jKFS89i13SDP86UPjGSMbNJRm7xEvvYL/ODC7HUWq/An5qieQ2GwfJzvdubcfQ5bTNYTE0ebDdSoWQiqexfnj0YcRHu/Leq2hfiHb/MV4gTnDPfMxgeH8TLL+UrKwtN5qDBPRXPqHwZPKvtX5srQm/259RryimLaTRmET0xwc4kKrYmBMV02p+XhAUTvkk+ybyzWIAQ0zLDkApozOXlpk4TyytFBX5VJ1sDjuH7tfw4TGwfpPqcc0oWHfe8jtssMZ8LoS6qaI2YKdwjwjnygqgMhGP7SHBFNjA6PJSCJIRby3ILFIxeeXlsqqWx7a+wF44zdnhX22bSL8BnrBYhuJMnWpNhsf+d0QsD4TOGNSmukU5J5esHrkeMzbX64kteohnQbYQpq0i9n/air9n+UM0cRtw0g0kwLGBHXYSM/XBvVUR8FqkLMuZVSSZZi+qABLru6pnjtpCLE8xMoJPvkaQGZddFSWaw9VqkkI0qreg60qkZQb6XR7Qb3SHGRHKpjbtkCqjeEJnyGNN2QSYlieQ4Fa3gVxgSNJedSV01Z+y2xLKUSkaIm7A8lGa2DGAFOXPFDDanRnZkX/6uuSmH8wqH81ydZrJ8FH0s+driD+BfWkiL869vwMd3MVIUPvY7l73sv2T4GukwRa8ED8lCcnPzeLgcccZdQXbwhZJuPejT8aQIBDkL0rvohREM3Svo76haX/F/mVylw4tpdNRFFS6jWhozh41dAi/xyf9rGscP7GAzRaqMNO/oIm3Vo04h9BQSOTsM48m40j7+vzKb/euL+TE3raft2Z10+GnpidTU6M6UY3W5VR3g9ERwQ1ZqYoh

bukJheed9IXPmKjF000/DrHN90Ymy2e0H4vpgXzmV6RGB0ZdrK6Xkimj fGLc/JjE
QwsbaqAcwnevnFXmTega8l5pKuWr/UygyYwFnRkLg6taVcC0RNE/cYNvftBkQLE
PKZk33RzdpykDcRoKr9AQWIPQzig/RboLDV5bpv+MnWpVCFc61E3QrY/sszYcc1X
UzL4a8bk0ab531A0yiWcqYqSNf8stxkvPJIGVQFB9SapAiA+512Q9B0imQrBMrMN
VMA0E4Af3DnpGZuI0gYI+40K4Fbgn1l7E/aql/QJvMpg6999wJEdUZCUZ00Cdk4L
zjq3Lcc5YNfx3QE0HQCD30D0gncIxspTyZwcY0YurTm/CsNjG4uTXjv1wad7vU3Q
QBVj95qz/Z/sQfnSjSSB1X0W/yEmD+ZC0D/GEJBK+cgUTqn5xMazCto6pe/vj7F8
4TAHEzKpFvyswesQMOqS30s2webqydJupmeNdoqunxi7ezNHXD/4dL+e35rBHaZ6
d/by0+3LIcfBv9dBif6WrVcykksJZa156pLG7eeGQlpeIbzlw0gV1RrXFYPABK+L
d4wSoaam96Cd46/srIPDi1K/L4CcLDLfgWBCTLTalaPITc4fa2HaiFbA8rnvzi25
A9Nv/T2fDzQDAewGWLtw5SR3gAKFQwLT/ZHLtclDQELWsmT22gW5bVcKAaEKBa
Z5j5+rBX1h1Y/TNBZmpks04Azz03lbJ+AwjONtukPlig30U6E5N5e+D2pQmq0Fk4
wc0lvp3SKq2VNcyK4AXq08BIsrNVn7xwtn9rj1HfUwwkAd5tVsRCCFI fja0SYcLd
0aalVXnrn69Zg8qT054gJz9zGCjzf2KkYosHgd3eEJGyxSMQdCq7e0NPVr8ocvHB
BjDnS5P/DPsTxCv1l4C6kDp+j+UkhW+FtCv5/14IDzsPK+zw4LBy/asCe8xK0rts
TTOh24BmoozxkbgIElwkVvUAlFy0N4N8pbIPaYqZp9z0G+9P38D0k0KbeaDSl5s-i
82912xyAhkqVusZkRDSfuqy/WJWCmYJK8gTemDYOG1u3wwPMUBZEpnR5bn4EXJ
AAaN5I86s9FPN/hAlH09s0RJnfpZSW3l+JxZFI10pMG6Bogs i5eJ0hP5qrctnKwD
VjyaKvr2YgpBN93XvBhppy2yijScRCcg1uwghsoyTUgr+DMH0y9uswCoxDRsevep
KQ+/F8Fsth+o5yC/eGLc1twnhF3ck7khRS1VKGiZ8ChUDNptBBjDVrti/+pvasJN
fs0paSBZ4Ndb0lCnAnEawmFu1A9Z6B6pLxrk7PF5fci2uBAh9Hew3EN5LcRI9Rzg
3xD5eLmb/iWHEGpuYdkAEebII4vqosueBtH2P7e5cW7mQbWGNski bsi x0HDSBDKS
kto3ZSGmVctvCCFWZLFNds/mFBK4g/nctvheTXB6NjwxjHMLrWo4BcX36USIbVLz
QS5o1m8/qI3YQd7KMsEJGpwYovfp+a6EXuU/BCwV79e5TTmVT277gpj bV744D1VC
fNRMC0/ORbztp47kU07+4FSvWPSzD3d2/orl5x3HDl0hNemU7J56wZcIbHdQc0kA
H0gCd2+Z+vGpPwtFCQCnBfTkV3CqgtRxsxg6vaoEje/bwc9enTScr7leDEsZtKdm
EbbgIudd/zhktkptqdNxmSj3SFFvoRQl6C2nQ1vu4Zc4litgL9KzgL02rf1qHPCD
90CnNq/REfvGLENEhLSrV1LgI20IzuzVta6o7XoUyC1l+q5Ygr+TyUMB7IDL2T8F
FPcFby1VFMXrrk01rDsdC6MNucSHhm47Tu9WjCvogCGusWr5BFuRgm3L4Uahuooj
/03h00XI3eUgutyoG0tK7Sf0rSBKdtRsSMX/btV8NWSc9jTwa2wC+Tv+Vc5l2iXy
OqyDvQPIgnFKdOpTafHW7wCrSISyws+ohQuBMP8ZIGDc5cD0ou8jdtjF0VY7eQ7G
lQW/ghkUq+ChqWg951wovrpMHv/+nCdB5MIM9cpVFvDpgtbXamvgwZWFkex5D5A
o84MHGJ6kZ638/VTjdfy20BCy3ZTd0++qycZJ004Jw2GivNnCi jF l jgpB6bsSPRF
kZjVa9oo/1F4y8mWfGx2HNuNroQLvCX4W/eLgpBeN1DiVNX5UCWGypVe68/jaZrv
qkBiAEt8U0EmX01no17rcv+2FMfA0uyVwKiLen2VEIVklzR65Q+Me9tJHv4JceNx
fxRfN3emfstrgxGurB7uDd+bGc9T7Vqjm5Tn04RmbHFMTtUCrKb1f0tKAYx80VqE
kG+/Q4wo5pSMAmYYGL03303pRf6iFe3SPvN7sZuKKYA9PhiSptYPO6WqE7prt0wv
ph8mwqr+h4i9VUxwUnQcTeto3aY7KJ87q8+IGMf+UBIoLgUX7s74IHb5FdnR1tjz
4oRi0y8utjo+/4/7NiJuJrrUuTAUozxsLuiUAq3eB7aWiKB1tj3pQ4Q5gt5WT1Po
dG0wLMO+v+vt+fSLjxcLCIBcNdpisgcbdb1+dzbw31yLoL4Q075HCut/W2RgNqAb
u3FiKX6K9V6qr0aJcnfSqiv8UW7ETA5PYSOMbBVMW3Mbst6H27kc4+UNN6yfw+B
gVtk/QAAsamUveqPx50ti000GgpzcXta904Z0tsFlptDzC6FF9P/f3IxA0xA4Ye
3rALOpYLuFsyT/SjchyhsXSzJa0q0W/np5KurnmfBa00JtLI fiwjnF7xbSRHY/H3
cpUmwW/sSpP9i1IUL+3x18L4jGntvBIX3v/+gIsX8JSNofa2TSrp+DjLr fcWUnkr
6FGydY2PVTITcmAq9uv6Z5y2+77TPzAm2TyvAqLs7wVZU0o2LXnKC6ducQ0s8CE
ulplWLI8LnRPr6evpDA4apUb13ZiB9uXL3dA1S0uzaDC6+obANbCbci0nS8IsVP1
M7sp328rv5ZK+GGXcyrqSzCV+TEwgbEJECVWetQVITHaS0/m2h0h2lTHyBl d65mg
nZb22qu/UHJqoofIgQ081TIoyD0ZSMrvavZKKQjn+FVzaKdsgkDYrr8dzoq5Y6BE
f+HARAaVi+HgcfnH0Aaf7ReGJxiTfiwSSV3b1fWcbFoVeDGgyRh8JYgKv41XT/q/
UVjQgEILSsyDN8F7jvFAMFSroUpVtbLTV7QouLasE/m5jHSQnQ0Ggzj4JtoLJQdi
r8XVrMli23tvtElj8oKRM8eUFsnPoUp1VDxRjpyBBRWhWHZ+F45N5eiJIZV9T6dR
kbLVo68h62ieDpN//OWH0IGZrtPcNWBIGmZ7om0XvDZs2wJP3QM4scG1WEFJS30i

wQTfEm/hePpWUwkceiI8M8gjm1nZXONzm5LUok+eqx7Q1fNZSLMNUly12vMQiE6h
W2R8dKNNW7Ep3FQ3e6kYqG3mQ52rXL4fRmBNyAHqC+Wi3fcAz1bzQiHdjymlVrCz
lvqjRbUs87ZR/2ZaQbC3+8xIwfxTiLcI+ZOIldTS1YN3wwYJSCOWgMPDxvkefzFC
i/iDcvkpdwpSjDhJz+NFE9sIU8BUTN4u7g/g1nk7fgU7NrOcQeGVObLcP7tMY14w
Dxaa+e+Noo864iXnDCWjgztxWaqLfvSYDHgonbC5vgQ/rR040Nbt0sv//Kmt6Gw
2uG5u4lby1e9xnKoKE6oyv8c2a8+sGvV5aSOoLkqTNNX/1+N42J55M5tzVNBSaj/
kLAaMR/jfLPBOKJRruYyb4kbbpsoqzWAtubSMsyhKcaLi7AnLiA7VRdKXOpRept/
M5ML9PCj1D8rWpC0L33mHxy6kk7S9p4aTgLVjvynPUgeAHWq7jD1LrT1HTQWubCL
S66/CWIA7UneZvtAWuYQdS3l26caEt1Z+/ff6cNL/qfGeS/uwi6TbqGCF06pZ0N
kpPMe//X6CMY3QQ2a9as5t9BLxmwP2UJz8y0m0CAqOe0Jo9Qe0HJLHJye3Yk6Mo
Mc0RKLKGBfsQ6+Qq8wkLNUYSyGnzEF1Iqccypp5zUageTmbdFjm6NNFf8u1BiE1
/DT6K6jwsTeI9eNANzb4bJfyNxr90A20ENQEZzA3P+k0KRcjW0yJs83Nf8hLcuZo
4Y/dhT1DXEGbtv/n7082KtGPyC/utdsKSoziIWHIRh0kguiL3/n4o90rP0iq2jdS
kNrpAzAkB3XW2K4fGw1iK9Ga9otwPZ0YDXbGVd0/28Akkb/QCddKwyI9YL4hYWJ
Hh0IiDJCPUqosnelUYVUvS+mIEp1lMbtmniQay+3EWtnb/PhIrVLYC6Zt1iafjA0
YfPs3qkfaFtvXXNHwj2aapjY0zz5m9XtPkKcxlCt+vNtiDgZByhwiwCCmpqwHol
oSKWcGVjZgZhw3+c5fXzjVh9l/qw50LzV6mWcNmipmvYIDpMbjSZbUn09MVBjHh
qayQ4wT2rc9nNrLzmB1Xn2L4zj2eLp/H6LFQ+bXD4SR0P+l2WQOWEep04Zj0LYjN
Vw8T6RQmQtEZ/UEAEIUM5k10+RYMVQ+U6/hs02ce1CLhyjp0k/8+TCaLB0PBb01A
/Hwjmi5gyuA1/pNNikuDwKQCokTLqnLFWl52ne8KqcaAbfLY8P10L0EW749SZtwh
enTsW8Ys2n1LZcZtJzFgozdi6jSb1WQa2zyW/XLeVqnh1HCRvq7fpVNsw6AyoP07
VX+xtZcmzJyGkJhmLc8x68DfthSJwhVUGLzBa+Wd8fP0wqStTXfzFK8yvQB7Qks
xZj4k/2q/UGRNLkP2UuShKmlQfNfL2hQcCrHGMasKE/DGuIXhEuKkXzo5/k//zep
Ypwr9frTac++neK8L8nypfdJpr59R8MvIRIbfIQ3ncRcr7PXsPnPXJzPnpQDKd3
uWDPuJvgfwebdWzdJG5S3JKNEDCePWXHdpI5PbQhINUXgaSCxB6es5GCpJit74aN
qlnookM+/1a0IS05Q53r6mvd/3AAaNs9u62TPHWg8Wlc0QyboEyH4zq0t//dPBp
gxtapSC4CMkn4wa015i0+pwWkqNLzidHRS3rce0g64pQ9YhmGJmqK55NX++PhSKs
2e0rFX+W6jgy7w2aEqPs6ZvL6bLRLAYJz0h1fmiKcveJ3Dv7VWIstmkAx/xhnXp6
7h9TPuALM0qQCS19CwsgLXDE8+z79/jWy+bc9qsbvT5uP10v9pMAU2UALHkb+7hU
exmeBuRE52Lc/dj+rHVGUsf3xWhqe0t6hCwn0jH4FmZ5HywnOGUN/2S4minuP8Ro
RTGCncKUPFWQRktG7S7UA3tCW9uHN60xxskCmelyoL5GeiYsm+idSNrngzaQLR2v
MTEr/uj0pZ+A3jBw/+MuK+gQt4Pt0eX/SXGU/yE4IKiR3h+W7SzI0Mso+0FzpcPT
zvKTNKM+xmY7nCOGX7z2Ca6CL7RjyqbIk6YMKcCr5LWMrHoDMapW28xkZH2d0jm4
GIyuZRDR+CGcBsz5VRiB5fwCzE0aiGYTyWETTbb5Jrd0wU+FyAvyTLvDRHVF0Xd9
oXb6RuMXVbPMX9fPcY5eJbI1qWYxoSLDiEFb6v991pML3uh0nVdVwNllt5KLUoz
r2F82ECbILoke8k79HhpF3jEFvL55S1nL4ttgsiwkQY5pZVdzVrz9IST67x73vvE
1cuAGtknS90FMf61lag7jvmB099H+nWRNXUwFBHzOvrs4SbzERIqfKaP6oG61zFn
Xn0NHp92CGzVxnFHQB6GEEFHT381nfHWMHgj333NzIQTm7LaEq9H2/af+psb3832
y4nH/gaZfCy4gM6HmGhrTni38M3ifyeW39U3kCCC+caibptSBmT7U1vKuZaUfFK5
5W0gH+CHAOMNg5qqLzNUEx/Qe5fulD0AF9bC0qCJUEAKJT2gSgvqdCMRI9KlxcET
4iXHY5LiEsVGyq+hIL5yVza5voq0wpV9oTfejUI/iSfZhdPx/OhQ528Fg90IYl0
eIFAZiGr2W0aDQDUcMTbxoETY/Dbg2aTedvRPXYgVkdgkEB3Y4AzGpk3y3l/TOQL
nZNE/tRtgNTEqaHB4rNvs2D1hyi9ycJ6loJeLI4vVFDgQnzZ8gGkbGlo0IN/ON3L
vpVGhy8fZbHlvIcFjg2i66t0uNf7ENIc6jW0zK4eLSJCTc4vrz76+xElbxvL5+HA
mwtdqgQ0/1LD4xB4xiPmdvAodFN66fKgX3zTBKAgpTKdc7slnclpGb3FhfuKiaIA
PyPVw/zZDsucM5Z0rdY4tRRayqHLEN3MRDhhJsnCtbKbZ3AwogYTTUX0GJL0LeMu
0hvCdoBAGtIORpe8gtDi1vFPK2z4iMYynA7GAuarQU70Hkc+mX8HHSd0+A25nMfQ
5k4+tXX1FbPU9ZyNx81bQx1+YjSFCuQM5BvnUcQGLRLUco2uvvIdihTqhyAu54Yc
g7WJDjt+m2cn73/ZwmIwY6GYXpm8P4PVJj6bg0RKawqSeSsyV0GuDGENUL0TdeEq
KnMyC+P7wpC+NiIFNMLxpsGs+xxJKGU4YvYv21J8rIzZfRCirmImwUnDWngEpMa2
onvoQRHP5SA3XGt+Xf+gLVIIQqIK52H0EoHvctTghud22ehACTKLM3eewwP+uAsY
6sUjrltiK5DMPoNaM2dV/m2QT4L0FCdEpg+rcfPjUHffblNWYN3V5rocXzg1ZFx1

CoKa72akKd1gN2gK2JelVvPzd0QASsBkBs0Y9dmGrris/0/HXEVxUmZnB3/xkm/G
pd7wGyiWBZUqN2lEWwn0+Kkxf3YippgR9aCIB1ffTGDVKcYPZdCCXEnNn9b/+tcl
ooByl4ieG0prRZ4PYC7bRyBCrUEG3JuBjxbrvSanMsZT1X183QlFb98546ivwF92
ccgaja84gLJcr6I+T4uT5bhVjx66lyGAQpZdBRER/7TXSBA+bVEp7Uvw9p5FZHcV
ixMMGheZaK0srOsBu28RFQUV9ForE8VZhjBhSJqhjtXfGHa4UMEmDk3a0a0kR1o8
ymmAWAZufEuHi5ScVPhAnLF5wKHReYcPn/eMFf6ViILMdXKdN6FvniKTgvTFzxL7
DYcrpkxsYGxfhMcH7xu+umGGPRxIEBckQTBfdwmMxLOR17xpWixMrPf54TuCjCnV
Sx4k0DrWyl9FyKnoP2yREafjjyPr44qhsLA9n0XkqmWnnENlpv5fnqbSUyV0arGM
Ywm4Hi6gSVfWY0/0Xg2CXDCenATzvBTOAo4kQ3p/TFf7Q0Hk+AqcEEuxvQUydkDT
gDdm/V23isvBT/riOglilGhLIN2mr9Z6737hEvRjRfKIszppSwlSgop0UBRkHpoY
xeBD0xzedQKSP4tFxBXGPvllqAZMplLxa01+0oa099dvkMIdpWyI3MqRN9QFeeLc
YtGFm020fpAj53wFpP9XwaCSEgl+C2m6/CrzKH4UQE8wQWn2wb6R7IBb/ioGb04H
SIzUJ0GN4FjUPL0aWvLLuoU2h65g47OSppabnzjNoW2kIW/0od/HlcGYIB8B2p+m
/TVBPiXZ5bSdrg/0Ztu/fr+/Vhqu09dNmHVw9XPasMgAxjW0bJu2JFtmcw1RTlgt
z3PcAExWMzdRp0KavhKhvcpEuX6mGJtZLLYJe8BhPq0Sl4EEputpVv5EzX0DRnL
pu8nn9yI8HVjxvL7nDlqNll0vurvPQv/J3eTUPit7HwygocpD1Uhdaw0MY6k3cw
VfDzh1x9X1LaxFaGgqGiUNqhvzrqBPCfgjPVGX/iuZGms9EoebDmLFCazhj7Wpt
c8Nr0F2S0cdHe7jv/+g2+BzS5RJSXcphf0o4gMr8WZgE40qGwtXhJQsb2eLYuo9v
fQL5h+tTV4BoUYwDw8pHCz9bTImPvV55IMlyQfKzn0Qbfj3QzudiL10BadwsUDI
Bdfj+fx0MpQDVUV38oG5m1NKhNMKAschZpTZM5sK59cjk73UAAtLySLZp7a76isw
luZEW8BsXQQkykk+C6HkbCMWAW1xE9jYI7hM9YtbcFoWBMLa0TC1XzNw6UzY0nyA
vzfpjgXYAF6a/C8+uuCVk8f4rmeZKUtK7c1gGw0xJ9SA3QX6K8GME9MzvJWPkqC3
YiUH7K6FLUostgZxTk4wJmQuqmF6qHraZ/s5Kh0XdbITn4g6q1bYRVORHh9LDI6K
tZgw0xxPIbs8/8XCmfEgtrPyDI+mabWqY50iNJCy+c0YA1S+eikXRY/z+Tw9CIlh
k1pB7QnBdqM92hEmK0QfCEPM5eGE20IB02y71ZhhhhKqqoqtcoQDKnh0Kypxv7Mmj
SyURNkMG8eYHacU90W8SKYE4L8cGuGcLZtKI2vnE2sqb4mjhcXZGNyDKRsDQBCX7
PZqgX1zFDCQnx0g5xjMkUzo6KyQP5P0C3bN4HGwzVHoLSruT8lThGIILu5vmMgJz
i/ebHxh5tAF+RkM4T9jBiWg50vqBBPTTBoeL0eMtyVx+CyJ6SQLqdKZMo0GUszkL
VQqvS6FhQwm4GCWqJ8Lvzyg/X0BJ3bs02sFPAcwj2IgpDeP1+GqXIhBBp6h0jEjS
U+My8yE45mNAsAHOGE6IGeRI7sSnshHVpuUBXw+vzshQgYVLTCCgLoGEAWJwHsK
Ws4rkjDyDmadWjvZq7jWu/ZiJd0pPnQB7cDIUt3ZmeOoi4oNkCLKhL/VcFJ29GL9
SVx42HaKxblLMJEur90DG2Wyo0fcpJjLxQ1uyAaenczRmGcwtSA5nQTwn6Cexn4rv
KBghsV40FgIfJ6HfufxAYMM++60iCGSQ/+1Ni40Dght4o0GLD3ojHoJMCGq8CHE
f1LshBR9+4Yw023EnVx3BSTvg47+y0wb9RQYk5snpRmTj0uBF6fWD1ptHiPvapil
Dbg02INqqSuta8cVnVxo5HGwkw8vH2zdZrUALcXUQdAfqHy2I2/YdmnjZuhAj36
4bg5NK7an2oeL0Tocgs0ZlbTzE5gKLLkn6GQx5xcJS/pDScb68uB9+vMRGtECqUr
VkszboF00USL/I1ts3LQxJti8EXkBNsU4Z9p97cJfj7U8ISlCzoB+D0g1XjgXw3A
/Cr9eUbVu7efgwoGDbbgCbcTDDIu/aVakYkLhTG5g46eU4LIeuA8GpMX5+hlkDv
20/L6aHJOPrLRIgZnZTrSQCQTqA7wQC2zJXvQ3k/vKYG1sDpbLOuDTB2huyRhSyx
L00F6sr0yqf4bw7JYTs0ruUg7xDs4zMG5broWR3N78GrXvkPt0GFEEaE5Hwt1qS7
idbVZkRm5JNezW4ml+HtF/hQhzj5U6NNIMCGqfK0jPg2pbGb6LYebCSKDsUnWGGa
MCewFk9wimhUzGez8/VmDgMg2ags/9YeLZI+r3bpALvovH1/a9Wb/Ihw2Be58UB
AhdGhhJp8rGitk+kjKyxJh8sVuEttF5bUTj0esNPvmwK+KQqNDj3qnxeUuN9WsXE
Y9cwp0nWZR5wMjPiuKtLMLBUKgC2AZttiWzim5K8tP5GQI4pBw01rWBdeGJ11uvN
F0wpxa2PqL+lZXCAhKvKpLhNyaJ0Kt9pRdgCooI4aevvHgjarAwWYjrxG0cgIUy
rLwGpx/X7vbj07P9c61SiZRMxzaVfi68zE1Xo6BLPzSIaL7NZUM0LyJp2paDMUt0
MdDqtSNJvaLAXf7BS3aCfqUFman7lwwc/zVe10jY1D4QxmQrdOrXsMIU+lIaM88
3KQDeZ3vGrD1puG62eGKYixzRGZg7y4pQ8JP96TS6ar041QndS9M2mUAu1EezBJD
epiS7YbjMP+WbXkEtJJQnaNqvmxXoGCUc6UUzgm844s0wwRL3UJzLGLxB16x03LM
0gvVfApwUV2Uze97ilIXYjPN+2Fw8FukuAoLnLs5bUnWvgsuq2PWA/x0l9ZtEZIg
+NE5jjo8gc5i0/xkzKgLxUDEaIjPkWlz7wjapv8o8hRo+B6LKNIGooYJJ0/BF6ML
iLSUZsY26psUaTzCCxw9JLNdFnM6t4QEecBAJLNQsbzc0c6EF4cYpFwbiORW3w7L

G8Iz70vjAaousS5TRmhNj9MNE4Ww65VcHjQr2v2m2Na91Da500I9SNhU9US5c/
uEG12+3MCBLv9PW6cbZDtwkWAYCBq3MhA6JZ5v/nGt0cmXzxVj4A5aTvWuKQykq
Y5oJParXzrqvoAGXpJ+EPm900fD1xHHBawIgnmurCIewpCJFFTBcLcQjXbovo0Q
Mrd9fF0cYw6CTfFp6cZYFC91nkI4X+ZkYSrsae74nM50fW22UzhypyeK9F989Rpt
kep/A6vs0os1c1Y4/CyRZmV+N0S0Pg+cJCgpjvzhzT/E0BvZeuj3fwf0a78h57JYz
RLUtRjLIgJYc1WR4R5TJKT4GXpQ7ZHQLcVA7mS8AKHX2x7Zq0sFhm+iLi7eBFm5P
Ga3Rf3YFO7aQmpE+IdiLSMFTuxJjAn4LL6D0yqGhQOov1Q1Vnr8fFBVZH3XwK82t
jh1uDaGdS3gfijI4US8F3k7Iiqyk2bVmqa4ACvx8Hl4K03WP0qCLHCCre3NtIOkE
E5wYeLGKTPtZdysBKedgAsU0Tyow5h2nBfaKThN/ZQyIqIp4AZw6t6ql+2m00x8j
43Lgs6oWqX/uSEc6a5uVe430QJDDjrmw4lXYxCX0tArwv6q0PhWnwWDGpxlqrqe6
3bJiC6DQShSlduXaZDHALAT8h3qiWvL6gPVfdn2PtpQpqFSj4R99L6s0GHIInmJrx
T6QL+kQbOrByjAwLp50U11BiE1Z90LI2h1wtwj/sjFMKwjia0QLMW2KJ3iTP7SS
+88FMdYnzDkhNAPm08Yfr8YqvYhx4FUmpK+k5/Kvyi6Tpy+xU2E+ocn7QEU8dXK
NiQ8G40AwajR+2F+iHu6fxsX65vENruKz//ojHF2Tj/9Dm+OdHDXtNAq8EoLq0Dx
CsevKz48qL6P+1rsbVF61Kjo2/BzfmJsQPD0dHLac0008JcM6j7hvcCmXwiaEyxW
PvYNwMvJhu+MGkKqQqhM/jXbjYYA6fW/L1QhLvjD7fq2MeTHLZth/cSHpnbuIKzm
8lZgM6mFwtA7SKZVV4qLUkFY0gMEFXnYn4EsJCvLfdAUGmTHCOyT20ucSbSrEi1E
3xyi3lq2Q8d89DzNIIXqcFvnpKIB5YDeamm+ysirQHeFpLxJrODbUBbuEJX61pg
XDxhrr14doCk90f1A/BvjLiCtWsiJlPjRke6+DKUDZ4hZsoeb9CMStZscYPn0KbY
EFM1qnJri3YxB+6T1/B1xYz0LrpPsgtmfLMcaHzfvsFsAqh05Mdgq6Xn3ecJBzv2
7zpW1Jfjzxd0NiSJFC3dgdqiqnY4Ac00UnswrClvWqLl9W8e90JwxVgWqq78aMPZ
eB8Qq9MyRuVuk2JQbca79i4MtJhIu5p4namz2xl8B8spGMHVyWor2i0JfSDLCRaL
FNlxuLZACSxDUHPrCrrc1qY4/n6es+BnqFphe6Mwv3WInCeujFY66jgPQUccMAXI
uw1LaeYVqT55F3hjn1MMFM0MRvbYHwaHxz4eDr9/6AAq8NBGuy8Zkan9H8jiu5Q0
IYYTibv7ysns9M3Raq2uqTfBD/yFyp8ni1Iif09MTrah096eZc32lZta0NJQayQss
HF4iLDNEQLS0qDNZaYX8Eg6rJVKAGylrjSchFOvdRMGLIYkdVadh/UJ6HRYUqlT8
22Wn05ZePT8UZisEwlZW/ms3zrm1b5AmrwnUT2un+PL0DNbDfzjQ0d57XQq34Blm
qpGcWYgd5wSBze8+TQD390M4o0yBEvP3m31Wt+Yjfi4gjm7n5wNwCGlvG/P30uzu
l4jNmVmRiTRzB8WEXqijl/KRFRokXxtDP00v+ZiAtuV9Zp6M7rH++IRY+59KmIJk
IJscw5zkt3Y66Fvzsj3U8rjWVa2g+Q60//N77Aihlqw5LpMsabq9Cr7UI3aYWrG
6emrzZWKsK9SKkfURgwhWqK8bRPX8l3vdD0FivmYb4Fu0BQ0F0VlW3susT67cMm1
ljBIAY0wrm75hSNuVvr1nT2J5lhcsXGZU7qh417LyZKZj+tGqk5T6bwgPKu40LE
Ig4kTVpq2v731AtqjyLLA6QozBDP78byB2Vug9b/uoUkTTjIOZzo674mT+BAs3fl
4VNoxFNYWCLVPCxqHh3o6h2qsACyocvN38HFnhF8D8CHS6B79TKD8vXvEFGsz/IF
+Id8wGE1zmv+f/fiJWI0Krz05qii1emL4PnkEPQ3L/Wc4BMYE4rUxUYKKeovQzXT
ogqykfsl7ahKvgG509sboFyyghZvNkmX+p47QkL2xf3b50w10uIEkbbPIMfbcc/
8NfiCvjgCw3w/B405B5a84D+yPbFws5J68WC8mT7L0nTggeb4CA/74VVGXGq6BwH
lyja02z+v0VGJXdykplJ8Ej4qb3tANbjYONNiGwlm+ZQ3GQHn5+kc0sDiTm2BzCQ
CXjR2ekbVTB5ViQBb0M5S0UpsCiT6sbTAGpU7aUffQir4DSsRIWtKezqesifaTbs
bHHswIe9vnmVVCvsuThl8EjRB5lxzCN7GWGxm9oFCOCWnrSxvW5dPMCrkdtCg3eu
Eh/uMmIf6WmdBETsZg56RZZ5RoRWhTUScG7wixpnBxWPdq7+M9D4o3LrFcx8kxsF
jZ1Rxbkh/i80sX/2r08/ZJGCVtZg+MDLlkrFfc8NTGSHQtaUtOymuzfqZENQRdlc
i4vk0T8piBtQoLLMUJWg/xAo8xE0bfEPd+dEmVdx31IR7MgSc1mkLrBM8zckikyqP
snl3i9FhHwRY7net36Nr3zoqSNpzQaFYHsXB+hiI8TAZ7eSY9S1ljnRIo9J65q+d
Dy06BTWnRONXGCedeg6BQmBphkFwTjjfeXfg0gZmy4qUuzkWgycGhdpbNAm/Lp8Y
7fGp1JZBARsfJcq5085/VfX7fP7Bm17VnBrtpZkRPUsKRkjZ0lKAFoMAzgvPYBwP
hMBJvg0M9PJQBAN4mo7xMNL2Z00WeTcta+gaxvHzjjTx+Xuom7+Fi8chE3JCBMl7
z+590/yOm3mDzpIREllL00sRnIRgbBzb0uYApiqEDrLzAbV1tfUes8E69GQYhQaJ
0EFCbRgMRL7kr8Vg7KqLl5NtoUyuvZYHdaoeBpPKwQJvwnMTDdoEHM0AW0PLZxuv
7ThHwRPd8T0EQcBX4x7GUlN0DsFVjPIU0szX6lLmc8rwhXPTHNz3sj6tqefUyhL2
lfzyrD09rPJLXyVe0RVfvVWn9eUwE+QJDLgAJ3Z6Dt6kgw8FW/JI7CM2YviDY/VM
3D01yUBb8jPiUFGKOM1asUQW49c3LqRZDYX/U+jY8urLMP1hzW36Ha43JPSUonwz

Y7KDtn+FvANH26tkqgg/BzPzMn+Kt7CirI1ltIdSI/fEvYfWRcww8SPdbSqzzKuK
xEsTx4bx0hT65kJ6tspb7x2U2vYudfY6NIiUKKq41IZWMarQP4r5Qt8tCKQP0hEL
m81unWML0vKPLElh+VRmYVSDbHa5qa+VSxg1KGVFnuwFxxTL2YJYF0u4CL0F2pKR
CAtVka//QX1Slb+UNeALJvP1RmH0uET50Eckx/AHWwo4UvSk70QtWTHGvdlnEvHn
VsIRGvYP+6YBCnywKosgq+o2ufV7LC7+YK8nDff32MkMenaGdnx582QPEvluOvjc
qBBCoKoDoImGpofL9gM0reRuhJGU0odAEYnaGzJLv30DxD2lEIs16Q3ylb/agyD
Cm/YfPxzhGxOnSblmftL/47aEu9aVdSjhbe64n1CX2ax+ynrTBxVslV4dJ4taIG0
BvD1sGr4/z7g3DCUz6dfETLL3wzoYuiUX5L3m1ORLdDG2U9Aiphy5Mi9I1FHgCaf
pV+Tk35C24vWx+zPQc4aN1QEhURN45o7+77NfhZrR8QBKBy5HSWbL40tkVmP4rxM
VrXLy9UPL0gmerER/c5suMwCR10VqtvWL/wddjSvW080z0PLUu7jjiylTTNy9+OJ3
Q4pHvfJ60sgWtjLTC7+EYL10pXTbg8AeAqMuX28i/6vvvHnLzVDFoiIVP+g/cPaB
UqEwA/TntSXwYoUesCXLtUo6GeoYVZQ9dEQKYP6RKJe2A5vk68TnJjSl3J+HqPJ+
otBEYK5uKWJAXCrcqQzosF7Y0XXH0tcXgVpvgtpLFJem+2P9VRlyHlb9q+isiVtU
TD78pTASuMsK3+sCkldyL0o0QrnJcIIShIXgToKoA3tN035Jf/q8PRnB31TnrOEF
5PAcihegljKIrIusqwEsmabND/PG0MQ+fi6WsqRz/sG+NljTjKcy2zdghv83moyu
iFEoGT0lnj6xd4R/J9XZSLJLlochXXanmDVXBKs6RrTk0qnpHw9D8+WpUqiRasn
aLxyNdVigfUfjPjwNjTEN6lh0cMMMS50mNcyki2lWLcQ1n70TSI93CPmsi2vlpbo
4oz9qCX3DGz6VMVrPUjF5Gske2nYgGAg/xF/JozwwZ2Y9WNT4DMkUW1aJ/xdYSL
DnccsSuiQKALCaw8F0eChyHvVwHGlmISW2CxYEPYpQe9p8Max3mWjPb+dDIQH6N
T50EHQt/vNeb4f0+U+MHTCGarR4cEqLk9h0cZTY23gKRgzppZliW7MLgApWR9a3
j5NUnGutVzsrZGye7E0MfST2jMmKEY7LIRVeghCGiubNoauEVqKFhsh2SQfaPxBY
5iXltiDMSAA3LFP0No+TCQ7scyidrNog4Am93NVET4YS42fJyGwXc/NvoW3p3aw
zYAt/HkZjqzWiVqHi18HLNllvm7oHH5ZWiig6QsZi3CtjijjC6mTf1HaBap+WOPtD
EDYKYosX2L9fB27PwSfvHCWgdftCRyIH3e8g03AxJXu6/u3FJ7LvAuHz93Qn1E4s
+5atAS09vrtYzpwUUmYDhgikzCAfUS7RWhzDl+ugn/JMvPsDQtb6vvyiTcoxBrm/Q
G8wLYWPL4rac58t9SryvSAizZpvCtbyDo5bjAD5XpoJ5e4oKjt0d+ARroG45WkUi
pglJlM2I3SNJAY7yDHwsJKBRphB82n801JN/xyiFHAQn6yyAMYHg3Xfv0lkeVYRV
CgJewxr61NFFCG/z4qub7RRPP/o4cmPuHbG+C1D0+Kn8ft+cBtym5msTbSHCq9dS
6/EcGvmdeFghNqUjG5IcncIjhEOXbZrWAdH5hf07Iz8bITbgUXS0CrbeK3Z4nEO+
mNU9kxcufpvdds+jrHV5IZRrH0sTXn6IvOgmVn5hqhwPvDYfYiII5Sbnue86MjGJ
lVaqxz+8Y4eS5bvdppo8PEunB1xob0H1l26pURx9YIB/UyNHf5UTyGBEVS2btIXY
vUq1F7AGIE/kdMU+9JKdzWXYyrIYvZkXqzFBztnBAL030eFSXXgWij7fcge8eyS
mmfBtwosvq0nLix8842X+hyjM5nEUhbJW18w7JA16rLzwMsB+mW60J3p6dAxAg7E
yPcP8rYaEyyCJEFbCYyzK4KSE1hUA2wxIQEukQPWHuNyJJSBMrbQ5zwm/B7WzP5
MPLVwXvIdzUk0pCPAbvTwwt/FNw0/TcLmIjKmb3669bTnWnEq0lVV3gVMRj6uvu6
ngu0Xdditi04B1fJkxPo+rWgSqlIoA5mEe4+j8C3oeydEpF86Q6pf4x4zH9qW7L7
0WA01bM5V5/ktY8Ma/8tVnqIfEjc+xR14HI8kMTOVv21h9iUFeHdtWXqaktrXw+H
bzSpp9p56/x/HmKl977/avhYzMBDtSiPJP5sNS0vui8ANJBpOpMiO+HaayWDRGvL
G9b1jxnmODuFao73eVVo4GXyBmccs0of11vSCFuW4JmmdgJBLM2zg+V4fze68HLT
tQWPzGGduHBA8hynkjaYw4hYHMJAe6yBr/Yje2ewhWSMYqT07+7/eXpGi0g8M4xH
TopVedueVavgKGNr9TGPtS0C5+OPVC/2h3tfocoz/bbk623eSge9ZmW5CMhLudCg
LjMopPLva/y4YjveusF/e9gYaidthUvoIpveF2R0hJ1urYkQ+pJrvzVWrJeAaUTK
uoj3X/spJhe6KE7ahdnYmwCsY5laPFmbryIZQax7yQKA2iaeZbXRoZ83Ek7Hd8BE
mtP33tA4rq1H5J0tQE0+hVq80k+ydQkg/ORTil5Sa0YGsAGS+ZZKXGd6X/DltIHe
zc1A6xZv33Kg0F7LcKglI1M5myJRHoHzQ8Q00wGDjAiTIPL45P9DjPIiKw64tRhg
6SrW94mJ9IGeZQIr7P3xr09v52b02xccG6H3JUD0Wcj0dsS1STVyl9Xnzh0W3dmf
9o176noJ1SWX9k5BSa6DHciHr2qUW/Ko5maQv70HhLB4/Pf/Nvcf7ozwyttB0483
bHb0FqSHehjrV9EgBcwmnSOZkq+Ey2a9mfn4JJNl6Po5wNIeyVSQlKYtNHL/DU5t
nLv/wezZOM3UeZyDfFKPGBrIXWovhGqbvqDk4GAVAh/6+p7mdFCD3aK/cMReb4f7
S0xudvcr3sAJqqWgc5xoF01SN9tscDs5a/7hAsYrujikDV1tMlxmQPU24T94tyJ
/SnqtLHTnsd47rGrc7s64vGqd4kxFSXG0iro2J/v0D3AhcUyRGSEdnpnzqNlEtT
WS3qqsJWC+oZdmIRuoeyuzFezv6v7FeD+mQ0x60tg0E/8jfvru8IbK/8Xachfwe

/ND/1s1ox0rxznPZdndKwSV4CToWcxyZEqrZcIeIkPtXEVRHrM6qvTZF10zD2vKE
Ph5aNSmOpIrmFeZ/M8IjGUDp1z6v3Knp03ICfsTsCmbSVMN7Ewr9fbjoZTxkgNF
gH8i8bSGu5KAbiUfv4lVmdgl0VcLF6AwUZcdg49BSU3BjctWi5zWsva4ILiDQy7T
9RcDYU14mUXUs5mubyuCzhJIeLhHAs7ob2dusnCdfLvqYRnC/IT7saZvgYrapjuK
1jSWX7das/2nQIW9Rpf3JFXRBImNvt5UNjcgMKGFgtSM6CPQCgGAXgHlplvt6xf
7xfaj3ecYrEZ4P50vzP583CpvPzsj/s7R4kmzdllI+l2Iidc/qje80Ga7q+3ZUQv
prhlJXTq5709J2HXZ/q2fB4ndqEJ4xAj0AJqFCQE8QA34k2w5uvJb/76qlTkT3Ec
trsGrV0EmqKPybNoTT26h1QWMe08Pgbhq2G/T09D5c7L00kZXdvcWHhejDnTFYbv
FH5B0Tz/DuYMAFw+ETZZ6pDB0owvwjK2lBf20xR0m1WoWnlXRdryRbqN2Djv8zLW
28WRjcEX4xZbUpi5isUrdlkSsBee59H6vNnZAZNixzaneeoXbWes+RexS49oIu/D
3Yd0tltZdsP8kFVvjAzF4y2oXPRSJH0dE8Vh2Kx0rgVd1Ki1xp7hvJ8rcb0pUv0U
PII1CH+3f8ABu7woG163epvaM7WB1sxkTcY5TcgV4D3Y+WWWM9HKDA87J77Zv35m
PR7NkW7KGMps0yRfM1btXZ7Hc7vsdJw7aXyxwAYY7WhEOjTE+hQDDu02j7l5TLL5
NRhGUA0i0INbFSEpe2B6eXTWx42xXVB0668Af8FPq6qLVsc0Q8887+Ds1IV4rmFp
eQPfF6hrCgAj8FhrqYDnQq1pxumqnBBH1TUYAkz0A4sDHBKJrKpVzz4BJ7cg3Q04
ZPup3pzN5Qac3ggvCrqT9Zb0C/zXZLWohl6aKfETzJI80/aPYV/hAULtubGy0lfd
HRm+9Wvcaqv6Ue6sFJc/rHoCewOYd61h1kXV2WkbK0Hnfju9L02GoeKNvopUh
07uDNmMcn5QF13l2dNRQw0SiAXNb7NF2SNX87VDQHn60qZWS3dwKd49XkU75RZ3
43fDpdH+V5GAsFoyPa0mgSsTuiJ4Ez96VtK3rXnoYZUGUIZ/p0Zl3d3IditWUM+6
sfrIOoyJaiqez0KbetKpN/5dxd2ULJwvfH01T7Au0EShMhV5N4bd1NRGCToLag1l
jGwpetU0P3kak5lyXFPBKH9a4GbSeIPugpkd6Q9qhrmLj/X0jNwVf5nEYLZ7ip
pqhHoQFkaAahIoJ32Hqs2BFLPjPzKk528tAuB6MjQcVzNzX+Tu5Q/ZlVsh0PFs/TB
jfdarKLNrkNjyjd+Tsre70SUApvf35D0Ds0d4PdNkRj10wggLu6fkv0KkuX9Bxn
B0Ntjb5iDRICE9oSiDBPrpghJ6drGE3MDvtrNM1FREz+0E20ZuoDAHdDcsd1RXL+
Zwk9mbERqUtuA7GVSSXumks8tvJ5i1U0SrRtzRsCrdHyIkpUkLrkqLcMkG9dmayH
fzkSemRG2y+beP8mUBHY+2ChzMi9Lachn4YA9gt72mun/R0mYD0frS0KyXhrVgsh
nn0rsfCSvaTm+TxffVhDhaK+i2RuKvf+9xR66sKgTBpNcb7MwP1NlLycy78soSAq
MmbYzXuCPwB+ReZCAo+gKE1Q5V2EJD74/q4z1dq63zzSMXgpyujHP/2tJWFOK7IF
qaEgGLmTQ40+eJ8jgZFBF7PXRdVZnmLpJ8aZ4ycG3MjgcQBmcuzmde0j5jmvzpPW
bfnqKjAlnXcQgTgcPPH9YLDmg9iWD3rwr8s7svxEXZERI3lX6EibTzvhwiYozGwF
ULoYYa1ECGvtS24CYEkbHep89uZ0bgm5fsfpyntZc9fZfoA0/yCAhr1leYu8Z2BV
AEckBndvVkiKKLFhr3VovOX4k0I9pX6BkMCMF2FwXiPiDhqzsrA7w5SRHxVvir70
vC4NKxymg7acjw+wjYaKsI0TNN9VQ4yeJrvtfSxZP4gKQuZxJHeFJ0hg+jyi/v/A
Z/A+mLxsfG6yvSpgZZRzVvvuH2VjW31IuFAIWgzMZfHhrJwCTcXh5/hmo6PrSOH
PErA6pgz8ImyJ6LSwDfJM9GXeaKcCeBLZlDBN8l1h024rHH32Z3sgpr9NGSFKGOE
IYVhzDwtVWmZjY3J9Fag9Feog9lu0g3xxTxo6nR7/fDmopCBnxSqzybwC7L9Y9do
5z2YDSnzSQjc0i2yLVpahHgKGAHG8XCL9QdY0jjpARzvZQ3e1YBtcx7ejYANKCTw
vLzrBprRi8jbaYut2cg54XhaPjLlKJZ5efanHU1rGC/JiKgu0Yl26H0bIp0KUa15
2kFI9gzccYzc+Cb8WCf+DeGN/hLtsX4DTPGrLu5+cPfcrg8VtCZBEI7/3HLtR93L
wkQtHsHhhSTwqD9rGsVPJ0gcA/LwS+H36u6sxDsNQRa0bKB5FhNAA9CpPTN1SEn
5i3a3MyJ1GtjhmD+U0UeNSYkQINeVT3H8pBNHoKyXdeIEqIjIGZhXB6bLcdW0ng
EvvbyJytmgby4dQ/Inf4+f/5xCDtK0kPwdisYzI9IY6pz8cqwQEXnVbBpNi1x+VU
eE/mCGg3U0QDDe6Xy16dcvMWZMbe0KowAWJ9qg0rp9CJN5JMdXlRZRfOKd2NWA9x
9YP+xdPcxHe/0F4X90o7vhJm0WLHpOgLNAAVFBM+x8a5prg836xH/MfNdsqGih
/yEzgA91o2ZIxTjTifPl+Gk5iGP6rS4LAD5XwaHyfL2sMpLABS7bUwbk06WN37uB
xTV9sd+Wxh0dozCly4L037Qq7xsKD3LCTHWUvllnS350x6wQDNW9Rex024QZD40b
CADlh+o6c2T74G3KFTCryo0d3T0bMuLSALNEtnoCkdy7wxV5yG0PvTmeY9wRn1vI
h4EmzLWqm6htPrUN/CFledPhijqrAPJDkXxnnKeHMxy+DTbla60ceJs9UCHKC+L
VC6Wcd3h/adkAhIS/l/MLb5Rl/053vwTlwqm86HYzyl2zBl7q8j3jaor5rqjER5
SF/BuYT/vfb22Wag1cWD23yEF1vW7xQ+b4+AAURg0r0uT88FQiJd/RtZmwTZDPKs
ku9/V98NEsXqBAXsE2YGLb2RboFRo+YERbq2cHL2dLzi+SZ3TTJb8csQLAFrCkvy
yIIorPTHG/ApCtL10IqTKx6yBPNayKk/UNnQCqNq2k3HPXddsSQLDGirRF0ZvyID

TRmg1uXNvI30R4VvWRCY4GSls/oLUu0DvTC3Eci73WJ8SvIiBsLz+g3pUiizx4XR
uEhWOK/GB8s0MYAAFCyGCKHCiH30ATZBZNNlacoCivVTZMDuzPKlg6csvlrzY00B
M1/DaZPJMEVFF04EtoLzXyGjgJzrrcLH7iGbY5VwPvFs0NEiR03co8KYinlNdN3E
yGgsX3nBhLomcA5Py/6cpJ198orDXExyAuBYH7Pvv+Bs5D4ZEUtW9PMWnmEhTz39
JW8ISUnkUEgH3rZ8ajV6pYx0t0mwSsM5ga3eVCEYhzYvGAnyCUKLX7SCN9+jq5wC
YIYb7JyflKu5B/vgsf3aVILtPUJ19X700gyW0BzVvQereEfmKP1Dio+m5nuxn171
uBh/bc+llg7g4XSpA0rY8wH0FasQaB1mTz5v4mHBaQxdotyEiZXW5VnhbK0YgU1l
wcmuQdoblNkzCWVmQoAtF29PfvVXm6r+4RLldOuHXDga9wXs6wxe0boz9v9xRRlQ
N2WJhUEPdPLFLv30WufkT1zdSgUZsUC6nvwBwa4dbPPx01LEWbHNx7E/wsN+CVxH
IPO+X6kG+v6pgRwfrlo/wIPhN2zrsTCSjtNCIKVCn/s4reh6KcWAb250UHQKTS6
Q+4P467mMdiwksySorvJOjL/5ED/NPITzUUJ7mmLJuibeJuN1Vds8w9J60hnwm3/
8Ta1SqGNB5Y1agpNnru+dGwKhXpiaDKzMADV4A8Ffb4e3Rp9sGjtZzrXNvZrMt1U
MQYlXjPeH0InjQeYtTq2KPHGLsxcceQPKaprVAygVZoa8EHR6paUJHMvGQhIzX/Sa
FSczp58/0nct9IydXXY9fVAdChk5Hn3o86Fy3tcWnx0UxIhVpGvBwaSTPtStN+2Y
5y7FqRnZkdebYc0WC91SFM0U2/KXb8RUK4PdWql6ZGYOHix3+NN/Wr6MvjAXvm2P
ba/ZRq/pXuTtE/PABao/ti1D9PXU59zU4JbyWig70pxs+r08jAhcUgDh+i4NjglQ
z6m3itvu3a8Y2bHWG4BmNLAQSe8+lJQMaXC0lBuxoMZ2ShpK3rSNZMqCzZ2Q8894
Ykwm7cjB8nazrRw3Gn4SmmHCN2050h5JfVH+691fq1FPSQTEPLRjbKmoGrgPKY1K
r0BSh0q4+zh2R/zJchdfgtKYasvRz3NMB6gq3t3jhbHVGE/xV50mL/D86zftxq25
hDTx9im8WEzQjAXB+5c6hlgB0pM0mk9b0x+0w0Ka0W4VBKqu50AVtxlj0B1J43LZ
m9dP92cXbLbRP00F9z3N7vc6gyjw/zeLgOgxidrv/sdoTowerUrDUDp2hDCNkVaMO
1iPhe27g04mx4krcccdS8rr2KVPUqg3+cByvVVvA4+gXdsqyglJj4drzf90j/Jt9r
qizP5M87hIFE6nAxRzz3TI5BIbWFDcFIiwW5s0WhR0FH/EEDgM15j0vIL4BtT8Y
0objwkcUUVtZ58e4ocB7DvAIH0rBPBD0md0g0Hvwmf1Mh1dHZqKHILXVqhqaVq0Zo
hU0obA3ixl5p2sTVWFgkDV0bfcCtAwk5UD8Gku1/E49iJQtjaLT0iDvV4sckueg
2E5MMYpjj+on2WmRXwnkssDoaJT277/b/YHYf6d9ee6etUs7SSp+vMlz63H5R0db
G53Kfi9UaLpId+ySb4XR/IYDEkVA4jOySwQcAeQ02zGxeQaRaaTD8RTZctcsCwx
wspAgrUEWlfiqcr8xT8Z0nsz8in86wBrhyNYAaqWRFztBVmsuw5oLDP1kilkcHhU
5fS6nPhVC3pGexTdbYlGmX0aNZzjInA9TkHq2DDn0ded6owxJ6jmvhUv/85GmfYR
EAi+XrXZwCHElp39GFDRtflLcZNLi0cMLLcievKjnG2kDh1UJMar5w9BKUd5PNNQ
lib7R/M+ouYMZ8DYP1G1czDhQBWL8Fg8W0X4i7YH41fkme5AE78NuNXtTT3GXf5U
JqNT1M9lsQPBB7H8N0GPTQ0/ChHxv1TlMYurCdwHNBkEgV3hxyAfwNiDPnRqxli
G8IhtYeKzT0rXJvsC2+YTe54QR9MWz/dLJfbkUW3NOWDXlVYG+cn5EnWmRa9USLh
cmuon/3I5Sp0fu30Z0rA5Z5QvrrDDhE7WSdh2zMdu4pet5d2PPzUD7LEPkPeznkL
VXpRbC/cdst9qRuNDRdr/vjiVHgpDmE3nFjYdS7dZvWmUX0venno8UfRs1u6w
11rfGzn1R2c2W5Au6sQLWf0I73AnnxnHja3NsfeP01W6eu01iULNq90R0ZV5rvn
uFaLBBZBazozvfoh/VNreZeCa0EJMW9HFKga6eHN0PbGo+OXZH6igvMkkodR9tkP
yP/H3YQiy72EDxoKdH0subXUWP2n/uMQJ4VRb2LmCPAQKNTN4fjq0p0w4J2GaGso
T8gN/vjAnNv0zDKPL8oJQJiTbFeU8ef3M2ppbaMLu0w0G4Wb+BNPQJSJARsXskztG
KgfYhzBkwaPI4S9dDQP5ySHw+FQBggHKvj5qW0CnY+I1499cIscaOkGPWSU8Q7mt
VjlbNzV4YGM9jteVewrIavcSAIkN3zNsvekbqGw7xCyh2jTW3+Tw/Nx1JEHJDsr/
yULJqZU59F+j/q97SK7sDDwXoxC1pIILiFeGBnA+iS5qorBM8YCARoRn/5roe2FL
MjXNALLD1WLXMUdtYTve9liR7ZfFi1Y4U5DmyLWv7wgjOJNH0AuK7z/heCF15s8E
Pqs/2qlUfNB05rGyQ+vCI6adotP5suCaYJgEivm9RAjz0MzyrEf04/85xtsML7vj
lJMyypjJaSkAMHny0iBiDtkiEGXPqMa9o6AtqmkfRSjpwQZlllyuMgrnsfHKw5Kx
NIvR8Ft2qcGePFvVqWidCUGyeLBX/Pb5Bj7f7ZN7c5I20joEqSKTSdjsyXYBllyOS
ixmiqv9o2p6bMV38Ltr/BU4Bv+DWpDKfe1ieBd6pfPtDyB8ymBBR2ZhEytfx4Sm
2cerEprft5FAk86VsutjJVMrELbxMwB0UcD9gUB3CzmgJqp0fmn9/iGejn5If0cf
7KSrynJcYgXEthhoYxHh0fttgLa4yQx98G00jGp0l1BLyaaUtdweQk+Ayqt7/QmR
hXJpTPZkDErgJB5lvi6Gksv+/asllkFqFJ8vC2XZwFrhkNoFEGj2egu4nT0KYQN+
8xak4Mh122rRAjvm4ZTiJQHh8l3zpwZjDJTsdS0uxe0dJy5rFEU00dTYTAsRvhYZ
TdfBstkIkqUqDRhBL5j63ySBpWWldY063P7Fjc/Fm/Wzlw6e4FSmZxcJ3oGt+LbY

```
W9UnVRU7xy00x41ISmB7vxj0yx6R+1/M45Bj03Dl3fvvmYFhgMTFP2Wr2NHHGr8A
M6H0PUIik+OtrpWP4yMoc8vd+Tw52UCmN113RFoVDVZQ/TLIsDJwK3pWECOFoRKp
9H6shTxIuPqLLTZ6b8K1J0LsJysxwsbxK7ADypoI9cZGJYJHUSoQfiAFYFKHl3S
ZPo30+2NAtkhHZyw8Q0rmCFXNr6CQRuSWYuP0lKToKejjEG/b/ahFPrS7yjmLkoo
Fpb3/+mjVXQxLF1z5FYsF+8eZ6wnjIOzAhC70X31Im9QUIIQntsBdSyRrLQoSRQY
2JrPLWUBHWYAtHqozGkYrXfDWgX9QhV7nZKAkfeI8g31kE8ZuEl9hi2d8kfN7uzW
4hiT1JWd9oB+nrV2Gi6gXLB4sHI1hGq7de4owLIA/HNbkIAy2FINc4HJki+9aF25
fv9+V35nd2cTjYVqts9TwHndysl0cytA9ts/s+EAFm5jNuAPq1iwaVMqjJhALpkb
6Lh0GzEkd9B7MoAt5ckpHS0b1ZeB77kSUQ89vIpvkwwU+0VuxzzKNNBjivU8izXj
I6m8Y/wqt6yRraM59w63nZdCxuobY90n19X/Fghib1Y+TbyRLqssm6jWXCsp1qM
FQ8iAl/qggsUjIw58rxRgBMCH6oTk9nUyKNq0vKKKCSalIA5bv6dWT7BWpaYTLic
YL0q1M9i1t/7SIgViGTCN+qKML1DeVLZL5qaEKz7HiAfxrSUw3lZaJqr38tuw2n
Soi7TWdf+kYJTH2M4NUPNN203NJQ5Q4GCLcJqxIMImI+vJA8c1it5lev1xcphUot
hk+aFvzIfkxFU/Ryjr5cjd2l+pF/8Mjkn+rWnmCsshKrzB+T0cwYz06ZkJvWi/92x
vgIejYPZZvs+BW4P8ksyoj2SiWq+jnF4sPfygVfCLKBGWqE2bEJAYvrFS/k1v6Y
cFZlpP4ZleasWA6llKh24K8J3t1vS6eCgKlfjRg/tYDpMLE/muwJ+P+yVss0hECf
UZP9WxTxY5agCawlncNKMkNp+Tzl/ZX31wauXJ81jnpLEILRoy2/By60SWdFP6h
ydFeMK1JgrAtrKHq0LE=
-----END CERTIFICATE REQUEST-----
```

Sample public key to test the SPHINCS+-SHA2-256s-simple post-quantum algorithm

Use the following public key to test the SPHINCS+-SHA2-256s-simple post-quantum algorithm.

sp256spub.pem

```
-----BEGIN PUBLIC KEY-----
ME0wCAYGK84PBgYMA0EAPEQFo8tfYEYYTke08AvLYQdkbWhQV/cCuTJ4FaEt7ssE
EQ558kj7cIZVwqAhH2nDX5oLT1S33RhuknoeN2ojA==
-----END PUBLIC KEY-----
```

Sample private key to test the SPHINCS+-SHA2-256s-simple post-quantum algorithm

Use the following private key to test the SPHINCS+-SHA2-256s-simple post-quantum algorithm.

sp256spriv.pem

```
-----BEGIN PRIVATE KEY-----
MIHQAgEAMAgBiv0DwYGDASBwP4lU4Saf09duWzWfzVD0/+0ALoS7gA+dJqTCGB9
Tj+fQcxBNF0evMG5ExT43uqz11anvYkHCN5jCL+UrvCVaM8RAWjy19gRhh0QQ7w
C+VhB2RtaFBX9wK5MngVoS3uywQRDnnyS0rtwhlXCoCEfacNfmiVPVlfdGG6Seh4
3aiMPEQFo8tfYEYYTke08AvLYQdkbWhQV/cCuTJ4FaEt7ssEEQ558kj7cIZVwqA
hH2nDX5oLT1S33RhuknoeN2ojA==
-----END PRIVATE KEY-----
```

Explicit composite algorithms

See below sample requests for the supported explicit composite algorithms.

- [Dilithium3-ECDSA-P256-SHA256 \(2.16.840.1.114027.80.5.1.2\)](#)
- [Dilithium3-RSA3072-PKCS15-SHA256 \(2.16.840.1.114027.80.5.1.1\)](#)
- [Dilithium5-ECDSA-P384-SHA384 \(2.16.840.1.114027.80.5.1.5\)](#)
- [Falcon512-ECDSA-P256-SHA256 \(2.16.840.1.114027.80.5.1.8\)](#)

Dilithium3-ECDSA-P256-SHA256 (2.16.840.1.114027.80.5.1.2)

Use the following CSR and keys to test the id-Dilithium3-ECDSA-P256-SHA256 explicit composite algorithm with the 2.16.840.1.114027.80.5.1.2 object identifier (OID).

- [Sample CSR to test the id-Dilithium3-ECDSA-P256-SHA256 composite algorithm](#)
- [Sample public key to test the id-Dilithium3-ECDSA-P256-SHA256 post-quantum algorithm](#)
- [Sample private key to test the id-Dilithium3-ECDSA-P256-SHA256 post-quantum algorithm](#)

Sample CSR to test the id-Dilithium3-ECDSA-P256-SHA256 composite algorithm

Use the following CSR to test the id-Dilithium3-ECDSA-P256-SHA256 explicit composite algorithm.

dil3ec256csr.pem

```
-----BEGIN CERTIFICATE REQUEST-----
MIIV2zCCCHUCAwQTElMAKGA1UEBhMCQ0ExEDAOBgNVBAsTB0VudHJ1c3QxIDAe
BgNVBAMTF0RpbG10aG11bTNFQ1A1YNTZfBmRVc2VyMIIKzANBgtghkgBhvprUAUB
AgOCCBgAMIIEzCCB7QdQYLKwYBBAECggsHBgUDggehaE33J5kwbwtK03uLAESu
QqsIDJ7TFNu7GUM6IPo2F03e9rD46AcGCZqbR+92Hx3NNny8K6mZu7oo8IrRueWx
Vj3l17PjCbnJ8yta5wTswmPwKkcIz8rgdcthipi1EHeADmiiuYrMMNst0qpK2STOp
vbIkwRw5b1vWPM6BQXd8B5LAUrDaxEE3zmBdwZM/iYsRbF6eemhfOrVsvyXgMDma
0Q/a0Hvj1wvy23hK2+Y99Az5q3Q1SQUgmDOP2agAM58wUORvy4If0LTkn/YETKAv
CHtAiXQm6BJGt9WHyr56NIV99QrpywBcd+WIP2U7D9RWvX6A1eHkeHT5UzA6xV
K7k8IMKSBz2AYzWseba+0F2RA5f+C5ScCQS5JUUnTN9LuCwi+pJIBSjGw4ithu0
sqpT34VFXR9pgFGxrrAG98iHa2Q1bqckXXxxRW0go+LB6m+TXst8q/rv7twKv7Am
MVp6w57avQaYrCrHBE62Ta95wjPs3+le7eYVenKnwLZhBkFkKzx38S3n6cycLLPH
KHltaupny+qIB3Fb3kE5WYaMb+mLJXQeYxs5J4VW4cJj48Ub5nXdUhB3N04DAG20
0uWTAmHmdeXCj5gl1uf89cJfPvSMwLIesc0tL3tzDSY+1oWlKKJ87dJncda3mQa
tUsCJED2Dk424+L46gwsYPjERVGyh//SWHPevDB+hH009sXnQ/kbx1shnrCm5GW3
uGHj1Bc1fwYx3WPy3xx7zt3lxvQevZ0YJkYcHNYPs5m6PWBAY1bfff9QJC88/4w
DgcmGATfJIqbTpiVVVgv7pWgxN6GGZjAzR4jEbiAINnRUALo6XECHloTvM3BxbjA
UUvL8gzw1P5/lqi5sob09bZXwN7k0A7b5XbAb0PuPqEtr1vZD72rwCdrj1BOSWCx
xJWnfEieq+sFo4StvpPeHRXJ/gfwk33VmXkTiXXm3qvm6g7BPer4e943Cj+NC0AK
iqg997h+xyaizr792jncs8b+LeuiH7Z4milvr8IZg0YwLhh5Yjw/XavxYSUPoktT
xupnrCrMUzwIvcs+YcZ1McKR8uK8lAgXoZcX/IlorM04/iRjrL0l80q30lmFR2L2
0YfNwGRnRRrC/cxIFELWFSIFk6S3ZZ2+HJ+SSEM42b7LE3hky+KEMQWvsJbtcN61
0V7RLc/4lqhdVowxy9Nl7ksnJH+79ZZpGXNTAXvC6oTKc0shm27zWjtfbsbMXi9VA
t1xbDiXyFWCwaK/XGQvfgFhwXpfMwXH4Ykz0h5HkUaDQ2iiB0jwbpS5WIVS3u0fo
X5UTOFYgnCtNuk12r8Nsx/Fl8RlBjWXMRFx1Whrb6+BVi27G+1XkV14T7fIuYQWA
wmH1N8YSI/Q6/XdIq/Bc4qzULmzuc+W0z9VmxvvdhAj7gitoc3KdtjoaODPDka5
t7m+1hg5ZRIx7H508JPLu10qEQDmz3Lqnku5Pc57pcwS/Co0MgcJT5EbqpjuodN+
```

6QED+ZVfdb8ynSxVEFi5rjPo18fI5Mmg1tSbmuKLQG421dR/F8DUrRfpX1x6pJ04
A4N/h4r+qPP0d0wWAdoZSoKg5DLcNiVcmfoqrx10dngJuSXp5dg+DcFpBYPesDgd
gedqpP0HScccLGPXKEqc9F0fx9Udj/YvMosYmJG6vTfyXgVIQdKl0tTWZu+BWYgK
tSpTfE9QNQUpZjHJ7Pd6pe9+xVhbN1AaSVVRgb1uuL4czEPZ5gxbeKGVmFm4hduj
NdTAGEkt4G7qq1P8CVptTx0x94Uae2CRyBY9GjsGIEcWvadkSNiJTg9SBLjVu7dF
I4M0J+n/zhKPGgetmYnc+AdqfTCwVnLX/W+wwCqcS4eNpCCLMLfv8ltVeuM32BI88
+9t+0260ttXfYk5IqkH6zNkGmDtSLXmWgqzXnJTeKKc+0FmS7BwSfs681k2GDezM
U7F57rlisRXvBmmzCnJq/3F0vRAws/l8JqrJ45/VLHGbvUG6HIM18ZwdzLKhK9jg
lbbK8FHZdE4PbCyaDPTfkyQQUnWAoeKsnFRF40GhqIp3GoyUDzsC34NX1pG5ZM2
1BvntiCOaYw7nIBCgmInQAdc033J+ItAfqz66GPVn1ZwTmEZH9FLY6CKujnSQ8ru
SUEqapRFoo09Y1qHctL6R6IVzC0WoSeL0PWRQEEfeBBSwt99NIUP/peK5IFC+Wn8
4oKEdOg30FF2C1Ne0ryp0HPBXGJcRcq90mnDhZmV+0IR60MGZf/8yTKaRn0IaLq
BdB2klm+LtBrk9cGaxF2vq5Sy8H2ypsJToPKWgFKWe1rhv37JQ14WBm13LjCt12a
6BIsysntfOrbQ6m5PQSwf2ln0mi0+2+7jQvzbZS86ORQgruGVb14mvf5CVS059qI
zxYAU4uMtUFaLByPLuKMJ6y4tHoEGhyTjajoutA7PhIi0g1SRYT2kPmjPwIRn9c4
Q1NLRdntOZhuvelcqV+xiingubYwvVwtDAq+7X2uyVC5bWQ/bb+5ATSN/raNVYz2a
0ENSD3Gh3ub7WgmNrEVTXF1UmcW3aoaLTAoxFUBusPuDNLU5n7WyZxLXdVz6QrAE
g9YpGuWmsudPZKRdZgjbVInRMfKwEwYHkoZiZj0CAQYIKoZiZj0DAQCDQgAEM2bI
7ug0lnpXARlftgmz3jkZuHsRXqRjAvcJPC0K2F6+dSDX0eCo/bzURHK1WppqXdDM
Fblnmz4YimJ7hCecTAqBgtghkgBhvprUAUBAjAbMA0GCysGAQQBAoILBwYFMAoG
CCqGSM49BAMCA4INMgAwgg0tA4IM3gCNMwReDerX0CBNLGZq2ZhCSZiz1Ba7u8t2
fn9+Gt4GL9IDQuYA6EGIAurfkMXE20oiA3BYAqo3o3vM/KzVlipSRrjyJyiARdA
Go1Y+W1Tc1kQo0AJ9mA5JUWadVjdkCnvYuSrv7cB7Gx4zmgDljQYnicg5J1Q/nyH
9xo5uZQMzKi9E9k3nF/h2uKVZTqR9LW12MFUre0E1xf+wahuwqzSGyB6xD1l+x0P
pgThgvSfYwWnk4vx7JZEFSdmPFL3s3TVmh/N4u6Sp/awg10QSQYEEpcy7ZTX0EL5
RZm3UYK35yWkK7z6tU1B36ct952nLd/ms8IcdMPamCXJyLKFSGCXN2cDm2HXPRKP
CSS0trb4SLw2lyquX0oK0T87UkN8IBUwmmmodMp203tcnZ+fQI26C92e38sMmtkdR
pu7rmeTnyH0rgYihgrAkP3e602JcnrjPE6QoN6nyTf01oyL48gSBZJZd65iAWaBt
XJPhAjh+vsXPylTXo2IbX5hpRKbjgL7l60xBeN974QEkeKQndPvIgyyTiuk9yy0X
pnmURjy19Y5/DL7WAL/Yd3WnGKaySYgz0aM3mAgHJhCjyTKziXQSoTUFoIS7htzX
6AG1Vu+G0LUl++pYI6RmBlZhx95uK/e7Xp8b3DZEwHGjeuej+B7ywFqNwHE/wJL3
20xiJlVWDFu4AyA3BRmsyAFQZTOqkOmBCEDu8v59gPzXzGiqWu1kV+3HP/dl44Sr
LNJmQmkUSTaxG31aqd4xLVzKxksG4jk2e20rf4rpz/kNqf6QCg7TwVRKwL2Tg9Ym
91YSipvppF0vgWnVyz/W26j7TUW6W6Yjn74sDAR3tWlplGXfHj00U05naH6Z0tHO
Wx5hBD92Is1emgv2YBzKJN0Syoda/B5oK8H2d6KgdqYtfW9UzDJ9FjGSM6qydntj
V/c8LtUq5PMWo0S0AkCTTTmS1FtE057KUKaSKg9YzKHwd5Dhz98o6H51/PQwL3MC
eif0dFvNAIo8DiZ6G+aZ/+jHXTd8DQ+1viUhrYbpdGam254JbBB3cJxwbaVIuhFi
blKF3BDkX2mLmBkebtKvDDD59rI/6h85Q1ReuEBcLC05SUq17IZIk39ClzXNwxCb
lgesec9+ddZrixR0/Mo6uLRuMJV3BjXsiRshoUSiMzZcus03uWfP10QgQF+QmmHx
fnhp4TeAMjhBjxiMzg3bpEmRGJ+f0Kezu04h/BL7xLTHz1R4YBVsGQ+WIVDAMRgu
/OKZG7Yrt9DH2tH7r/wVcJdQS6nNnwTye3EnnejzmpjGAJ9zo+ry3GR70oh3bU2j
Fy+PzjiFwW0xU6S+XmDEbVHQENWFmqS4NGspCp9ucjjhvBZGueIoDFYgpktKqev6
w5MwfmnFJ6dXsiouSc6vHq2ap28RC1XnK25D4Nnr3NtWny4p83Uq7GfsB63l9Stn
x4UJJ3e7m3LK3+oFwPlipsK8t8BiyuDRiimtDvy0oVi383158Dlz7igmodW+2K8E
mGiTxMWhSonkIH347Y0q07YstLFpOTWggxksUeqXjGshzSN/uGaAYK4R/83i40e9
ATTZRC6d3Yy/oWQyWicyQz8bmxkg0CR2fhkLX1vkc83V7WchJrW/unVUjrWShw3
dvn7/aZa2LzVZvRDzGA58ik+K9Z5FpJHFnRijzoNInoXINnYgtGSfInyU/FxgBw/
iaXL2gkY1eovEttMpUst9J66hQ0ssTZgCLSV7BDuQP7LxAzTw4ZeIOJLnJMK76Rx
ANcUogFd7F0guR1EhnFy2r2PyXvvv/QksFNRj0Yr1cY9gpJ2j0tL4Md0dUtbt1J9
1FFcJHU0Mq9mdI2qpRZSmID23Guwrii+PnZjyMcB/6pcKENHV924H4EpDGkCecDJ
Mi5iyVq5GAx/JBjmat4gdd8rYIwtgklWu2HjZ9kBNrYMHpv964HcBb7yy7Iu4rA0
NI9zEX9jgr4gf2I9LddSmioeHHLkRcXiQfPoZrpqUK/pt32n4pUrRBYx6vLRpsmy

```

zvzmk8m8iLJsPyfsWcKIFgCndLP8i7LhA9XxaCK5Mh6ikajzkdGmUJq65boXt4
b5/rBjtqpwIvu9aVc9D6ZHjh3zximS0g9byus3hB5qws3Taz7Tb8AnV+ck0g141y
rdH4U6WS/A4LI2mu7VbiPE95k/Y1QwLIkKh+htDuTvux907akl1bOhWu8d5QeDcy
q2gqrJcfWc4VgimpAFuwTNw913GGa/gPRbozHP71W0WKfuM/8zT08DVyr3skSuLx
RbaCoBwdFgUgHNE7oeXm5BhaxBFRx202Tjg0YvuEv8dIZ9D806NbosAhrZPIhh9V
I3jubcVJRphoeBuHe+j0utUFwA7NIpflQkXddF0fLR0zU0AbdqUWeJosig6faj5s
wH19W9YaxcGPqsq9FxxSbr1FatZiBXf+Unqq5LRWUdtW0GgcWcpOmJtkdq0FnpKh
M0srZvh5jY69tEKY+R0x4hei06LAvXo2zgfP620kj1zNz34u6VhLcEUNF+cNJh8+
xkTKhaHl0iu009Imk4WXSwTQ++XP3SQRtAYqaf2jPbo9uUr fDBxvJ+uXUz2h7Hk
jteyPWAQGRYGE3f06vOPbwAKEcSAbIEQrLxwWNhqRX8ByfLYfI/YA02ZlSv8uAx
QYZTcxCvnMnpcTaD4Wa4SqBU7KQ3BbkcoxdjNRfLnIUkxg+9vrVwI2qrpPGWIuqQ
pY2atgJuJN5A5+wU7mJP5E+A90j3ZBaynLtfqT5l3AFwqqCm31ZpakJP7zojlfIm
LQVco8hl7tbgeSww5rX0gqB3lu1w1gFBEXRNqjP9rIjN4YzE/QDNku9gZgOVTho
3AfzgjilpJL+TqWqX8rWGLW8CKaTgrDUfEMKket/Ptgrj7wddebRG4Ls3J4DFjXs
GKXWrS5hoHNA8NF7vcyXPeS1KLLGFFHuFm0T+qPBmMcPXs/jsB8T0miFP0AbmSau
Pd0UtIVqycr1eDMXu5v120/DWe8F0uL9Lb4D8YFF214cz4il/iV+c7NJ/f7vgnSJ
rqQKKQPeWaqnv9aDFEH9yNfwtFMt9qvgIJCBSBswofhcEg/ok5AcZ4842jjI3PuL
bSzGnSFNpcqIRHccg9/Uj3pX7Zlx321cGtLJnGLTExrsL+DHFQ4hA1LFoAl6Nk
XJJ1QEbmLGS1ZprxkYgmrbbbyTuIDK/uuQhU4ZeHz4RQjSc0y1BfB1pUXkVtIKrtH
ULEWhb+Dv7Wz87737u2xExzb+RUr8Mon8+Y965r2D2vgV0EjsnCM7N2BlkCQo40e
3NEGtLeupsKA5GqhYzrBIFATFH28P0cuShMoacI7m/5TTVw88QtLL0rmYYJVqNk/
xHUcKPIIMBgFDk6H1jStNSW0KLgyxcf0QFaW8NNBZULRv1vhaC8Sh18iDu+ui7p7
06gKq50Bv5xbD4YJTqx7fMFkQt3QyKLy6Z/f4fe30mFnVpnsVjPXVgVzxeZa9sj
1ChXzqhcnd24nSwLg6+waom7HU+8DJQ9yZkUI8K0dOgjuhjl50ep0hwYhkaqyc
KuPR+igPvDhRLniRcLLMnwFMA+fyCw6v/j50RVDq5A48uY8xYYBX9DYb6le65bl
fkQt7kmkKzGccFj2xMpXy8bV2+EbGSTjBCR4sa6/hTxKnXgoLIs1cb229erhgrm7
s7Dt2uv509u8IT59jH7MdFLUX9KL3HyFMOpIWSfy9RfB8ncR7NtYvSKPGMLMZgdU
k5NJoZucUsF69siwIq12DW+jx+UUTIjg3NF1la6fYu5zdAoLTDYg742GG6defMIZ
Ysr7s1FxDQimT1KBZYhDP91f07mCRs/VVGZBvbXZout9ZyACrJjVxqAVvblHaGi1
ejhdZhrk6/T99N1PT/YE70N4KSXkkRRUdB7fesfAh49Fqvxnzezy2NN0Tgn6gljW
ERxeySFXcuf+NawVUrFJAYbMP778FRxgwVcrr1nmYmLcmjVSEC1C/Pv230r0hcQe
EzaMof7BrVN3MQc4XawZLAoFGilB64FNYjSURDQrxihY3DoNfN8tddhupZas2wq7
wc1EFoJQHz2HFjLraVdvH6FqhT1wpSubB5R0GRP6ti7puMqSZdSRphR2LUFHkgKG
RLKvk4YKFTtCx6srhJLXzUf+AexSvY/hN6x5UTr/h1VshjR0725SAszLyFKuQT40
AjJmXGxpXHxJqChDv9F6UN5euQYN/DObW5av23FFXwa00No0Jw612fsr140n8EXv
TnpWS7FBRp2i0Efa/G5eGym6h+3SYvwKny3sekKy2F0616IS8a98RXKbprYBNTa1
zuoFKZCYvdEKDzhEWGq3Mjzf4/L8DBQYNkltfJnB5QAAAAAAAAAAAAAAAAAUL
ERgeKANJADBGaiEA5KPDpZ2sHCMfQ5vzcJd9T5MNCqt1TLMLfsx8xDLzz30CIQCo
4Esfz5y6Pf+LkoBOAbHj5fSI7PF8zk7WGpdw/00xjQ==
-----END CERTIFICATE REQUEST-----

```

Sample public key to test the id-Dilithium3-ECDSA-P256-SHA256 post-quantum algorithm

Use the following public key to test the id-Dilithium3-ECDSA-P256-SHA256 explicit composite algorithm.

dil3ec256pub.pem

```

-----BEGIN PUBLIC KEY-----
MIIIKzANBgtghkgBhvprUAUBAgOCCBgAMIIEzCCB7QwDQYLKwYBBAECggsHBgUD

```



```
ggehAE33J5kwbwtK03uLAESuQqsIDJ7TFNu7GUM6IPo2F03e9rD46AcGCZqbR+92
Hx3NNny8K6mZu7oo8IrRueVxVj3l17PjCbnJ8yta5wTswmPwKkcIz8rgdcthp1E
HeADmi iuYrMMNst0qpK2ST0pVbIkwRw5b1vwPM6BQXd8B5LAUrDaxEE3zmBdwZM/
iYsRbF6eemhf0rVsvyXgMDma0Q/a0Hvj1wvy23hK2+Y99Az5q3Q1SQUgmDOP2agA
M58wU0Rvy4IfoLTkn/YETKAvCHtAiXQm6BJGt9WHyr56NIV99QrpywBcd+WIWIP2
U7D9RwvX6A1eHkeHT5UzA6xVK7k8IMKSbz2AYzWseba+0F2RA5f+C5ScCQS5JUUY
nTN9LuCwi+pJIBSjGw4ithu0sqPT34VFXR9pgFGxrrAG98iHa2Q1bqckXXxxRW0g
o+LB6m+TXsT8q/rv7twkv7AmMvP6w57avQaYrcrHBE62Ta95wjPs3+le7eYVenKn
wLZhBkFkKzX38S3n6cycLLPHKHltaupny+qIB3Fb3kE5WYaMb+mLJXQeYxs5J4VW
4cJj48Ub5nXdUhB3N04DAG200uWTAmHmdeXCj5gl1uf89cJfPvwSMwLIesc0tL3t
zDSY+1owLKKJ87dJncda3mQatUsCJED2Dk424+L46gwsYPjERVGyh//SWHPevDB+
hH009sXnQ/kbx1shnrCm5Gw3uGHj1Bc1fwYxF3wXPy3xx7zt3lxvQevZ0YJkYcHN
YPs5m6PWBAY1bff9QJC88/4wDgcmGATfJIqbTpiVVVgv7pWgxN6GGZjAzR4jEbIA
INnRUALo6XEChLoTvM3BxbjAUUVl8gzW1P5/lqi5sob09bZXwN7k0A7b5XbAb0Pu
PqEtr1vZD72rwCdrj1BOSWCxxJWnfEieq+sFo4StvpPeHRXJ/gfwk33VmXkTiXXm
3qvm6g7BPer4e943Cj+NC0AKiqg997h+xyaizr792jnCs8b+LeuiH7Z4milvr8IZ
g0YwLhh5Yjw/XavxYsUPoktTxupnrCrMUzWivcs+YcZ1McKR8uK8LAgXoZcX/ILO
rM04/iRjrL0l80q30lFR2L20YfNwGRnRRrC/cxIFELWFSIFk6S3ZZ2+HJ+SsEM4
2b7LE3hky+KEMQWvsJbtCN610V7RLc/4lqhdVowxy9Nl7ksnJH+79ZZpGXNTAXvC
6oTKc0shm27zWjtfSbMXi9Vat1xbDixyFWCwaK/XGQvfgFhwXpfMwXH4Ykz0h5Hk
UaDQ2iiB0jwbpS5WIVS3u0fOX5UTOFYgnCtNuk12r8Nsx/Fl8RlBjWXMRFx1Whrb
6+BVi27G+1XkV14T7fIuYQWAwmH1N8YSI/Q6/XdIq/Bc4qzULmzuc+W0z9Vmxvvl
DhAj7gitoc3KdtjoaODPDka5t7m+1hg5ZRIx7H508JPLuL0qEQDmz3Lqnku5Pc57
pcwS/Co0MgcJT5EbqpjuodN+6QED+ZVfdb8ynSxVEFi5rjPo18fI5Mmg1tSbmuKL
QG421dR/F8DURrfpX1x6pJ04A4N/h4r+qPP0d0wWAdoZSoKg5DLcniVcmfoqrx10
dngJuSxp5dg+DcFpBYPesDgdgedqpP0HScclLGPXKEqc9F0fx9Udj/YvMosYmJG6
vTfyXgVIQdKl0tTWZu+BWyGktSpTfE9QNQUjzHJ7Pd6pe9+xVhbN1AaSVVRgb1u
uL4czEPZ5gxbeKGVmFm4hdujNdTAGEkt4G7qq1P8CVptTx0x94Uae2CRY9GjsG
IEcWVadkSniJTg9SBLjVu7dFI4M0J+n/zhKPGetmVNC+AdqfTCwVnlX/W+wwCqcS
4eNpCCLMlfv8ltVeuM32BI88+9t+0260ttXFyk5IqkH6zNkGmDtSLXmWgqzXnJTe
KKc+0FmS7BwSfs681k2GDezMU7F57rLisRXvBmmzCnJq/3F0vRAws/l8JqrJ45/V
lHGBvUG6HIM18ZwdzLKhK9jglbbK8FHZdE4PbCyaDPTfkyQQUnWAoeKsnFRF40G
hqIp3GoyUDzsC34NX1pG5ZM21BvntiCOaYw7nIBCgmInQAdc033J+ItAfqz66GPV
n1ZwTmEZH9FLY6CKujnSQ8ruSueqapRfoo09Y1qHctL6R6IVzC0WoSeL0PWRQEEf
eBBSwT99NIUP/peK5IFC+Wn84oKedOg30Ff2C1Ne0ryop0HPBXXgJcRcq90mnDhZm
V+0IR60MGZF/8yTKaRn0IalqBdB2klm+LtBrk9cGAXF2vq5Sy8H2ypsJToPKWgFK
We1rhv37JQ14WbM13LjCt12a6BIsysntf0rbQ6m5PQSwf2ln0mi0+2+7jQvvbZS8
6ORQgruGvB14mvf5CVS059qIzxYAU4uMtUFaLByLuKMJ6y4tHoEGhyTjajoutA7
PhIi0g1SRyT2kPmjPwIRn9c4Q1NLRdntOZhuvelcqV+xingubYwvVWtDAq+7X2uy
VC5bWQ/bb+5ATSN/raNVYz2a0ENSd3Gh3ub7WgmNrEVTXF1UmCw3aoaLTAoxFUbu
sPuDNLU5n7WyZxLXdVz6QrAeg9YpGuWmsudPZKrdZgjvBInRMfkwEwYHkoZIzj0C
AQYIKoZiZj0DAQcDQgAEM2bI7ug0lnpXArLfTgmz3jkZuHsRXqRjAvcJPC0K2F6+
dSDX0eCo/bzURHK1WppqXdDMFblnmzM4YimJ7hCecQ==
-----END PUBLIC KEY-----
```

Sample private key to test the id-Dilithium3-ECDSA-P256-SHA256 post-quantum algorithm

Use the following private key to test the id-Dilithium3-ECDSA-P256-SHA256 explicit composite algorithm.

dil3ec256priv.pem

```
-----BEGIN PRIVATE KEY-----
MIIXtwIBADANBgtghkgBhvprUAUBAgSCF6EwghedMIIXVgIBADANBgsrBgEEAQKC
CwcGBQSCF0BN9yeZFm8LSjt7pQBERkKrCAye0xTbuxLD0iD6NhdN3ut0+nGLY16W
bwoesby7mA2a1kdaP9JwFTGUjbmIf72DrzJm0pjCMMiln6cBuzyTdi4s0WzTWL21
pRTT2kHXTWSEiEEhcgCcdYI00IMyEhJzQ4BQZVWBZQdII4FkdmieCYRFhYQN1AG
AVKGBXBSNFKCOEYGGJ0VnJcGkMiBjATEFISH2cgZYYTZRU2ZENhcieLMGV4BkFvRX
ZGMLfnFXyGwEwIwMRBSdReDcyhTM1cCdnIDQQZQRoNxDaEhSYkZ1GIgRF1RTUBQ4
FmZXVSAngVczUQBmIoZGFzgxRyKDIyQYiHUgUEhLMLEDJiBEQTcBcUUyCHMgeGNR
ElQzcoEUQBZ1A2cTgHhgAVZLQ4g0hXQIIgE0UQZHUIM4MLUmA1JzECgGYXMGEgcL
VYURcYZ3NQEOQ4goYnQQZXAeAKN4gFF0RngxjAycKdiVBE1N4EAUDREd1M0IyQBMX
QgIjB2Wic0ZCAAEVWGKDAieHWFV2RAIHZidYdjYBhBcFVSMSeCARA4E30AVzhWgg
hAFzQERYiIN2ZUFVUQxB4UmWdKHVDBwRgYBYCYWAZm2CGJvgiViUYJFRjBxaHNo
ZzcnUyERVUBWNTJkMjRFBnRHERJ0MmciIXhTczclwFgRQmVhUEg1ZRNIYRJVWBYg
RCNoaCBzNVVGJhURCAWQSF3RheKUFcAQKcAYHhCdVBURgNkRRAKAjAnUAAyU1aB
KDCHcjQyKHNTFFY3Awh2ZucAAngHMSVhR2UjCCZGSYkZic3FIghcjVhgRVAJ0VA
AwdWFnZDB0h4UGhwYiAgQ1QGIiFkNzR3MjISHHiYFUMQZVZwMYJhOEVkiECAMYQj
FHBkKDFgdjNjBQMhByMSVTIDdSaIRyc4BYeDgAMIRDEQUkBUdWcyMRMBZ1ZIJGEW
BIE2JmUhKBdiNWJDhFBAZhISEGIkBCRxIwcWJANERFV3FkMwhmc0NGKAhleEF2Z0
iEKHIHdiVWCAcmGBVgVCMwIWg0cHhlg0EzgaUSchZEZ0NiZ0AQNXdiYwYLMGB3cx
h2UDIgVLFVhJgAcgBiJ1VhMYFAAXRVMxRDUQEXNYF0JDEGETZ2czA3N3A0gGSDCB
hjgWICcXIYJIEcSAVjMnIFczeDgwmFAnA2BmQDN3QHV3g0hSVHhLAUUIhhIyUWYA
BiSBhQU0hDQwdBERMCgXR1cGYBYxaGdRUjGBRUeFwcwQUXQ3BYeGFCgnAzIUF2YV
JlAlMRg2MAd2cmFxdXVlVhVghzdURCVSzwVmCEfQz0JfGfEwRiKGGAEwdGWBNTYw
BEVENjJmgScwJghwNoZwJgY0A0JUcFB2h0dVUTZFAHN1VjVwhjciOABjAWZ4dxcF
GDVYJIE4IUNSQ1UmOHZCIwYwhIGGZHIhR3NyQQJAB4IFY4dVMidIgyRTVAdFImJg
RhNlRkWMIMGYGBRIZc4JVB4gRRIYANSUIZoKDQxeGQFYDUodzQzEIB0NXh0IIMxIR
EQ0BGAQAWAgHANyGAgR4QVRGcQKGhycLB4iCcxYkMUQIJxggBohXAXeFFTcHEDJo
WEVoVSKEQ1gQdYCBNnYXFHASAHhQREQRhQRRQhQMvCXJ1Q2B0BgBVh1KA3VkmX
Y4VFgGgWJ2AnBkeiZQUkZTcBc2NTN3ZQQHJBIVWCQ4Rj0IVhYAE2JACKfgJUU4hS
YDgydREjImiDzYJzBnZwR2hViGQ0NfG1EDN1JVVgEVCADChZTIXgEUHbjNWBAQU
gFKBYEAYVoIIMjQVREVxh2NDVlBQRYNBMEMIRCh1YyhyZ4IBdnRIYcIhGVWJTNH
IwCHJ3AHcSYjZSBoQLJDRmGEQHJ1JoSAB4hmAFRTFjNIUWNwRih2eHaAgzWFRmJD
UkYQdCQiclcFamFmCFVEeGIUN1UBRiFnVHaBYLZ4gFJ4N20EQQF2cgISEVdYEKmv
VDMwGFAnRnWBUDGIhCRkKIcEMAR0YWNzqnXV4iI0TaDlCQgP2bAiVem+rBBPwvH1
4gD5W0eK6cLeTE91I948oGEK0dkNizDrTgmu+N4njzSIMafwFdvV0k1HX/NgaRk7
9H5Czggdy9q79PeNRUCKPJeU3K5fvajIGyXsl6z0KNHT5LagffKnw2lvABtnwlgf
UV5xEg7yA310EeMajwgZcQAPU2RVU3W+8EaMl3DGj9PX9RNGnsbqlenfJNTxj3+X
h40N9CFsp3GLZ2XmkG45l1cS1M0Z4jGw4b+IzXwGlQh8r7aJO+CKx6Ri4xzaJ9Vi
7+5GXtTl6+FLncr5N5FfkyRUFR+fg04ZtTNJDEI3QfaNjqrthM4pB4FPHTq7/8c
nPC+C6L4HrvwqQb9PwWfalkw3Km3M2KUjCLFGICB2bWyCaNF55cTn2PJUMAYLR1H
TnfcDUZ6DMAA5eUtEiVn8AtLSwJqD2uI9buFvX9RNM3D/TWwfepy0AGCvf+JWi0M
e6w26Nv0yexK/Ga9siQ2j+2MmE92dJjwhH3/seepEezfQ8psNzF4rTLZwNSeaf5L
msypjnnVdGTARzGqYJ/Mh+M0L1U0I/SUS1rUu0czk8mh6k8IL16pa07r2V4i76Kp
2zsPwStfbh7dJ1n6dGcAU0q2nPTehBF/MlEhYKIAQJiPUiE21JLROl1uYuWllS9
tdkeqYiuLNNBzj7Td34LSkuoR+pNpyMFXLRACkmmM0c01TdAXd0Hzin2ECLJkW/L
kLQJc0mASKdv5swV0r/EK7XWggCzPEUCjdeF0+9h01JPTDXMA+9qM/Lz8cbsqJkY
qpAFGxG055oYIhtcT0Iwf2zKhaD3u1JoieGAVKW2hnA+bb0cUppUsUHsxUORMQdF
YdNftiutQirAEDijhbcBkjxbSHHMHXcERHTNXXRKS8XvmCxGUeMHu0sNIYqa6nk
```

k5sdYqwJP7/8IW0ju8u8pACERWHfQKfnh2jW0bw6phiBJPK9UHZ8umEj fAM07w9K
FGLwCLhYIYiHVeWz i jH+su f i p z / X / s p y S H N Q T 3 6 K 8 U 8 P h U G S R d 3 m N 5 c F a V F 2 0 4 R b
D I j R x B N Q k m d 5 1 4 s Z R 9 c k O z Y D u n G s p C w h v V 4 L a j I 0 T 4 F Y F k X 8 C Q p d 5 R 8 v 8 e D 6 6 9 T P
x + e D / G r 0 t g q u 2 R Z g q L t Q t T F m Q i i s d 9 S N m 3 0 D R C G I s g A 7 I F 1 N n j 1 2 y L z a 4 A U S E 1 X 0
l 0 0 o 4 n l W g K / L R X P 7 W p K a g Y g p q M L G g K I M o b J p A W m T Q f a w V 7 x M F f 1 5 8 a Z t 0 4 P j I i p y
q e C Q X I V W 0 p e v + 6 4 l 3 k 4 9 e b f w 3 6 c Y f Q D o s g q D K s o x h t Z N W 4 e Y X + 7 4 Z E X q H 0 Q + 4 m v Y
+ f + i x b z B 1 K W M I G g J / M 3 8 n v R x e o m z C z + C 0 x G q t x z + j L Q j 9 u K t X w n X V z M 7 Q c W 1 k r O f
7 m M z V j R b N b c J k a f y s u Y w N d / U P V 0 I X x g P m / m + 9 E 3 s j v J V U g o a V r v g b u s 6 I A 4 0 q 0 o L
W Z F F 4 4 0 1 r o b j I M + 1 i F 1 6 y 4 Q 4 l q 8 e + 5 U C s R A 5 w X V J y W K 4 h T L B 3 B k a g 9 s g i M L 4 E 1 O S
F b G J z t C G 6 u A I b 3 Z r U h 7 P z o r j 6 n y X U r T O B u 9 d n / 2 X z A 7 D v c Z W 1 j a 3 G t Q Z T S m O w f 6 a
Y 5 u f E 1 W j j u g J 2 D g l n C Q U 3 6 o 9 p c H 3 r H J 8 f f 5 D u r s 7 A 5 U U W 0 + X z M k V 2 5 c K A l s r z g m B
u f r 6 u u K q 7 w + E b b Q 7 8 W 0 8 c n W J 0 t 1 Y y H d o J Z f B V U w V o h a l C s Q Q 0 h X T 9 e O J U / X 5 k N d 1
Y m 0 T K 8 9 0 0 Q I t g P B o 6 1 F / t D G V C 3 v E m v F e V a 0 g M G L A y t N v 2 X p A + 6 r K 5 t 0 / N s P 0 D a N
n P 1 A 5 e J D r T B R m C D U z m / u / d R 5 H 1 I 4 h g e V B N U I c / d O U / r t G G K m W X q v L Q n D E + Q v i 5 H B
M N Z V X 0 X d / a 3 / X 7 q q A C Z K s W x / l E e f Q 8 S g a a F k P V q Z G r B P 0 u 0 z C O C 0 y A P G k v S l 8 h u f
3 l W 5 w b 0 L R A Y D b A f y D i + V i x E k L z e R / c 4 R L J K f V 1 w V 5 Z t y h 0 A e O Z W 8 u y G r E s w f o P z w
A Y / m H d T Z Z m m 3 y j Q d B + J X a 1 R 7 b n L H d B z 3 H H 6 2 x E Z o 6 e S 3 S l H k 1 R f J x P R E L o y L o k y K
8 E x 2 C g k k e Y K V c I R C j F a Q q Q 9 p G X R Q 8 R L 6 v Y g k o D g X Q 3 A r n d 5 s 5 p v K S L P v E o o z 0 H O P
s 6 c a J + Q D 1 k o i 9 f a J P k J w j P y J + 3 j 8 S z 0 l C o C C j d X m p h 4 g E e 5 r 1 7 4 R M w c 4 v 9 k C s L 2 n
r 2 6 a j S y L G R R H b h 6 4 C 5 V V g h M K y a g R N h 2 G 8 S J h 7 y N g X z p s f z D + m m D x I G h Z 0 N 8 m Q l Y t
D z T Y F I W E 1 n L 9 r a 8 8 F c X r L Y P Y h n A k O p j O x f 7 U Z 6 s e L 1 2 8 C t / d u s f m k 6 L m z 3 A p v X a x
E W P c 0 8 P 9 I v k 3 V y B n k K q t m E 2 Z p R K s w J P D G Q z 7 h K T Y G S q H u G 9 T 7 F M m t 2 X F a V z 3 v v w W
E P d 5 m 4 r f E Z 5 X L C T G 1 d a b K 5 D k q K i V X 5 Q L Z n q 2 t w s H E G n 6 h D 4 c 8 3 N j Z E G 1 3 r n c T q y 2
9 F w o d V y u K 0 B n U a c L 5 5 q b b Z u U 0 f i w U l J I e m J + Y 0 0 V p A A q L X J v G Z D 3 P x D Y + a B V 0 Q f A
x 4 N 9 w r m C v C M L E w K a j J S O D 3 R U w C C H y x h A 1 A r A y b q D D s q E e Q 8 c P j F K 5 F J g u K k V + v 3 1
h s O p 4 + b z x z p N s z + W u V 9 6 f M V 8 S S T o N O v d D j Q o A H + / L H k / s 2 a P l e r A 2 w P b R 6 t 8 I a H 5
C B m F 7 A V A K A d K j t l o Y N 7 z N 3 b 0 h P R 6 Y w Z I j P i x Y r g I i x P F s P 9 M t / d C y l L X z Y 6 v w J W D
U 4 x Q 0 Q N l 2 E H Z F d 0 v u 1 9 k 7 2 g N z c c x 4 A 3 d 4 U t v E O d o w h + m r y T c / 8 p 3 d W B x 2 Y G x + n 1 4
8 3 i u H 7 Y 7 L I 7 c / K q X U N M G 7 h 2 W 2 V / f r r z o n F Q X j b W f m s t m c o 8 r R h V 7 d W C D T Y s u H e P U
H s A 9 t p l 7 H 1 l 3 B t 1 3 7 3 v 0 7 I Y L U l w o p 2 M n P E C f 9 I r z h D i v h U j 5 v q o h Y C 3 o 2 z W T j p 7 k
6 n X k n Y M w A 7 6 V o V v k i m + 4 + 9 F S 4 f i f I 5 0 t 4 4 Z C 8 k Q 2 0 M h Q v m r G N Y L j I j D Z v t 8 7 w d D I
R y 5 p 6 Q m Y y b R M 4 Z n f E K D 6 o r b m + v d 7 U U f V o w c y 2 + W g j P E g M F D h 5 P S 1 r R K 9 f j 8 P E 2 n T
V f Y z N V 0 j 1 V o t 9 V 0 c b e J D f I z U 7 m S m N o h + + c S U 0 0 I 9 a G s v 7 d T R X P 9 2 1 + 1 u u o B f 7 I D M
h r d U c S l B 6 K X Q G p g q h z 1 2 2 x d 0 0 4 g q b 4 m N 1 Y R 4 x 9 K F m R d k Z D y n R X w A 6 S f l j t a a v Z S U
G 0 1 5 h U i x m J g 5 e I V T l 4 n z q Y 8 c I d 7 J H o Z 1 7 7 R 2 / D P I g J V 2 T q I f 0 g M I l 0 R C M m P p N N H 4
Y U B 8 u c d b L Q N m 1 v n V 9 X o 7 Z T f G U 9 S J l 5 p R i S n J d n G Z U p 0 q h C m Q T Z w L b + U K y 6 g B X 9 r C
n R Y v a P R 6 a f 2 g U 2 8 q V X x 4 N r m 8 I y I r w 6 0 h i 1 G G A p e G 9 q P J f C u 1 U 2 m p B K + 6 0 S w Z p Z S m
/ y Z / M x 2 Q B F V p A X i R y t O P U 3 N 0 g A 5 E 0 G w O T f c n m R Z v C 0 o 7 e 6 U A R K 5 C q w g M n t M U 2 7 s Z
Q z o g + j Y X t D 7 2 s P j o B w Y J m p t H 7 3 Y f H c 0 2 f L w r q Z m 7 u i j w i t G 5 5 b F W P e X X s 8 l w G c n z
K 1 r n B 0 x a Y / A q R w j P y u B 1 y 2 G m L U Q d 4 A o a K K 5 i s w w 2 y 3 S q k r Z J M 6 m 9 s i T B H D l v W / A 8
z o F b d 3 w H k s B S s N r E Q T f O Y F 3 B k z + J i x F s X p 5 6 a F 8 6 t W y / L G A w 0 Z r R D 9 r Q e + P X C / L b
e E r b 5 j 3 0 D P m r d V J B S C Y M 4 / Z q A A z n z B Q 5 G / L g h 8 6 V M q f 9 g R M o C 8 I e 0 C J d C b o E k a 3
1 Y f K v n o 0 h X 3 1 C u n L A F x 3 5 Y j A g / Z T s P 1 F a 9 f o D V 4 e R 4 d P l T M D r F U r u T w g w p I H P Y B j
N a x 5 t r 7 Q X Z E D l / 4 L l J w J B L k l R T K d M 3 0 u 4 L C L 6 k k g F i k Z b i k 2 G 4 6 y q l P f h U V d H 2 m A
U b G u s A b 3 y I d r Z D V u p y R d f H F F Y 6 C j 4 s H q b 5 N e x P y r + u / u 3 A q / s C Y x W n r D n t q 9 B p i t
y s c E T r Z n r 3 n C M + z f 6 V 7 t 5 h V 6 c q f A t m E G Q W Q r P H f x L e f p z J y U s 8 c o e W 1 q 6 m f L 6 o g H
c V v e Q T l Z h o x v 6 a U l d B 5 j G z k n h V b h w m P j x R v m d d 1 S E H c 0 7 g M A b Y 7 S 5 Z M C Y e Z 1 5 c K P
m C X W 5 / z 1 w l 8 + / B i z A s h 6 x z S 0 v e 3 M N J j 7 W h a U o o n z t 0 m d x 1 r e Z B q 1 S w I k Q P Y 0 T j b j
4 v j q D C x g + M R F U b K H / 9 J Y c 9 6 8 M H 6 E f Q 7 2 x e d D + R v H W y G e s K b k Z b e 4 Y e P U F z V / B j E X
f B c / L f H H v 0 3 e X G 9 B 6 9 k 5 g m R h w c 1 g + z m b o 9 Y E B j V t 9 / 1 A k L z z / j A O B y Y Y B N 8 k i p t O
m J V V W C / u l a D E 3 o Y Z m M D N H i M R u I A g 2 d F Q A u j p c Q I e W h 0 8 z c H F u M B R R W X y D P D U / n + W
q L m y h v T 1 t l f A 3 u T Q D t v l d s B v Q + 4 + o S 2 v W 9 k P v a v A J 2 u P U E 5 J Y L H E l a d 8 S J 6 r 6 w W j

```

hK2+k94dFcn+B/CTfdwZeR0Jdebeq+bqDsE96vh73jcKP40LQAqKqD33uH7HJqL0
vv3a0cKzXv4t66IftniaKW+vwHmDRhaWGHliNb9dq/FhJQ+iS1PG6mesKsxTPAi9
yz5hxnUxwPhy4ryUCBehLxf8iU6szTj+JEmss6XzSrfSWYVHYvbRh83AZGdFGsL9
zEgUQtYVih8rpLdlnb4cn5KwQzjZvuUTeGTL4oQxBa+wlu1w3rXRxtEtz/iWqF1W
jDHL02XuSyckf7v1lmcZc1MBe8LqhMpzSyGbbvNa01+xsxeL1UC3XF0LHIVYLBo
r9cZC9+AWHBel8xZcfhiTPSHkeRRoNDaKIHSPBuLLYhVLe7R85fLRM4ViCcK026
TXavw2zH8WXxGUGNZcxEVfVaGtvr4FWLbsb7VeRXXhPt8i5hBYDCYfU3xhIj9Dr9
d0ir8FzirNqub05z5Y7P1WbG++U0ECPuCK2hzcP220ho4M80Rrm3ub7WGDlLEjHs
fnTwk8u6U6oRA0bPcuqeS7k9znuLzBL8Kg4yBwLPkRuqm06h037pAQp5lV91vzKd
LFUQWlmuM+jXx8jkyadW1Jua4otAbjbV1H8XwNSTf+lfXhQkk7gDg3+Hiv6o8853
TBYB2hLkgqDKMsI2JVwx+iqvHU52eAm5Jenl2D4Nx+kFg96w0B2B52qk/QdJxxws
Y9coSpz0U5/H1R2P9i8yixiYkbq9N/JeBUhB0qU61NZm74FZiAq1KLN8T1A1BSlm
Mcn93q1737FWFs3UBpJVVGBvW64vHzMQ9nmDFt4oZwYwbiF26M11MAYSS3gbuqr
U/wJWm1PE7H3hrp7YJHIFj0a0wYgRxZVp2RI2ILOD1IEuNW7t0Ujgw4n6f/OEo8Z
62Zg0L4B2p9MLBWeVf9b7C8KpxLh42kIIsyV+/yW1V64zfYEjzz7237Tbo621cXK
TkiqQfrM2QaY01KVeZYarNecL4opz7QWZLsHBJ+zrzWYYN7MxTsXnuuWKxFe8G
abMKcmr/cU69EDCz+Xwmqsnjn9WUcYg9QbocgzXxlZ3MsqEr20CVtsrwUdl0Tg9s
LJoM9MWR9hBBSdYCh4qycVEXg4aGoIncajJQP0wLfg1fwkblkbzUG+e2II5pjDuc
gEiAidAB1zTfcn4i0B+rProY9WfVnBOYRkf0WVjoIq60dJdyu5JR6pqlEWig71j
WocK2XpHohXMLRahJ4s49ZFAQR94EFJa3300hQ/+l4rkgUL5afzigoR06Dc4V/YL
U17SvKk4c8FdeAlxYfyr06ac0FmZX7QhHo4wZl//zJMppGc4hqWoF0HaSWb4u0GuT
1wYDEXa+rLLWfbKmwL0g8paAUpZ7WuG/flDXhYGbXcuMK3XZroEizKye186ttD
qbk9BLB/aWfSaLT7b7uNC+9tLLzo5FCCu4ZVvXia9/kJVI7n2ojPFgBTi4y1QVos
HKku4ownrLi0egQaHJONq0i60Ds+EiLSDVJFhPaQ+aM/AhGf1zhDU0tF2e05mG69
6VypX7GKeC5tjC9Va0McR7tfa7JULltZD9tv7kBNi3+to1VjPZo4Q1IPcaHe5vta
CY2sRVNCxVSZxbdqhotMCjEVRu6w+4M0tTmftbJnEtd1XPpCsASD1ika5Yyy509k
qsNmC08EidEwQQIBADATBgqhkjOPQIBBgqhkjOPQMBBwQnMCUCAQEEIF2260Bt
VE0D67ZL46YW5XKUt0SWovv0BALJ060C64hB
-----END PRIVATE KEY-----

```

Dilithium3-RSA3072-PKCS15-SHA256 (2.16.840.1.114027.80.5.1.1)

Use the following CSR and keys to test the id-Dilithium3-RSA-PKCS15-SHA256 explicit composite algorithm with the 2.16.840.1.114027.80.5.1.1 object identifier (OID).

- [Sample CSR to test the id-Dilithium3-RSA-PKCS15-SHA256 explicit composite algorithm](#)
- [Sample public key to test the id-Dilithium3-RSA-PKCS15-SHA256 explicit composite algorithm](#)
- [Sample private key to test the id-Dilithium3-RSA-PKCS15-SHA256 explicit composite algorithm](#)

Sample CSR to test the id-Dilithium3-RSA-PKCS15-SHA256 explicit composite algorithm

Use the following CSR to test the id-Dilithium3-RSA-PKCS15-SHA256 explicit composite algorithm.

dil3rsacsr.pem

```

-----BEGIN CERTIFICATE REQUEST-----
MIIXjCCCT0CAQAwPjELMAKGA1UEBhMCQ0ExEDA0BgNVBAsTB0VudHJ1c3QxHTAb
BgNVBAMTFERpbGl0aGlzTNSU0FFbMwRVc2VyMIIi9jANBgtghkgBhvprUAUBAQOC
COMAMIII3jCCB7QwDQYLKwYBBAECggsHBgUDggehADs7lq+GFiZmcY97JTqKfZnR

```

VtGH9PiMtARtkVRsSkOExZ7vxdBYjn2MXoCXt1fBSOg9x6/EI42zjGZUDBZzkiZx
Av/D4byQP/xVfgo8skSfPbjQ2pMZXMKvmu2QfkRPJDkv/RV2dBmOBdsVIES9+fOV
TcOL2mN3TeC6mAQQqebwZgWjSDwug6qRozRBpLJ6v1CAME499VML/FSyXbfzIYbO
pQieYTbu0Q7psF440Y9Rhm7PGrFZfpW0z00cs2rCc2DRb09ZR8pwEN9DD5Cp2dZX
0tTiBX7hLmt0VRogxnnjwRUHF2F00XbBEvshtE6QUde5VLiVVL9d8U0i2X4FQcX5
tckHrLm/sWboIoJL+HE0HhXQ+OulXOM4/ZYSfSEx3s1FQkaJAry86nKVEIk/d7/+
sE48yHK7Ev6LfvM6mpnEv5WDFux0qui2MP6SCzpX5bftdGFLlT/NYFVaqMnMC6mB
oK+CtbdhJmkbMQmjKy3LD9CAS1+l682SPvQQNuKj5ByaT7Bx7HLfwbpbAwKfaPu
4wBerX72eLfJn8rEXaX60WkL6aSxRqbeHq2bXVb/0TGjFxp9lvtNqiI2ltK0+N6
15pIVoSrWswWDY3wFK7xkgLiz3C4/2C1+olvkTX4X/Rvtow4ZtysPMbtaHxWcdJs
R360IrT0epCVCKsFsxEzQrCoMgzKIitTuuaDH4jS7s4zxLTsPwb5XaXwjwCV72HHw
3ccg9fdEPm6QDRUrVrAkdce1XmGLdiOJTK4I09STgAGIss1LOalahrLk6jCnrIeK
+Of9mE7+bT7ryjnZOZYUISNkzYSQY8KvZSRtBB2qlgHqy6jdlWr+IMLT+z38mRMU
0ci7eB3dI2VUE0nyHdXzCQtzkIx06XLkHLgRD1XvYsGFitdTdlcLkiV94dgLEzKU
mWblUF5hbnbs4vGwX6YhqnvUhyLMR8odcd4fTnNhEmPoHY1U/JiYZgJJ9T2yEqV2
uJyytPiSGzG52L7vGydpT/urfk1zDaL8u7r+hWNf0PUgRxiPuqAXuz77x0+rcZm
I5C3NtxnHDA7DYXXEwq9vjaLslnQe9gBhdhX8XVRW6mkzRqRNwNlnX0nbu3UluL
p3jzQA+UzqfMLPfp2p4S8YZUEegTwsfPYPGB8jgg/uI+Mu058v0TSCihPyS0lfK9M
pawABHOWQvLRttWH4SgXcN8kHxMLNY6J8S6BZkaLQ+tNQRyJBSEMNDW+ZU4aI6nk
Tgn+u9nqlgq0H0PJA5kKrEZ+Z6/iLmw3giW1m0TzhZZiwwszA5o0tN9m0M9LxutF
9wJr62rW2cgm4FA+uAq4xYIc+ak4fRu/tSeMwsdY0bXsE5s4TFq0HxLgn07ZjQJL
+9IDQf/H46QZuTOBH3SjWtzoXtao9d+U04cuG0py4o1IyRF5K/3fQvTDwfv+MGg
WX7rVPjp/04+iaU8uMzPaysiErvbSKHQHFvy7/NW5uoeVXz2hbkpIFf5/oDK0Ad6
sMz0Fu+0WStyfcKveRTr4owZZ8zFbylrHI4Swzd/T34srQb/lS4mJu90H0HVRuT7
b/l8a74CrLbEsZ25XHYxdYwCeCFVESXfD5zSnB5ACKgBTsaqyfcM2Pjd2zeEJeTz
LiJSGoLw8Fn1h8/CGIw9EdPVxB60WESZKRSXh0K8Ds+e8ACGTGj40P8GBF9aZIm
iU+G/OyWOhlS92SfrZFOmDWqrEJfJA7Ph/9XpVTEnY5xXftJDi+/NrauQ9W0UQtB
8l0+byL6bgoVCSdHufv/iZxchz6Vy4IwPjSLCCg/pcSsUGCzoN5rpC6JbnfxodEw
XC+sut7+Khn1Y005SUnjmxs8XVAAGKmTvdRZE2LUZaSSR0Ela03pS1G0tUHoXt31
QmT3ic5cN207B6VTp6XD15B68B84vXwkGCMqW1R4u0TKG9rqkUZk5ECBkXhIF3QQ
850hgWCPhxUdWYfwycR6wY/ngXs0EYLHX9Bh/BTuIHu6+Mbf0TjspaPoW0otH3en
DmZJwz9JbifHG0aeWeY0JNi7koc/5CCMnPj1AEthaM4RbkDwD/Tj5xpWtLR7dn3h
xuDq5AJc2jmt/gZBec0y1DOHUr40mfYFgArP5H+22ZWruppdvqd9h2/DJ0zq4Akq
i/1TgrX00Kdxsec7zKcVp+3IsjevITy9hgkE/L5BFuStLvetofuu/Mj4i9ofgQtP
vQMuoimyW556K7J3v8B/8v+uvbZWoI0pTv4+mI+nu0PeanXu3gU11PWCpyEZ38k
s4wTy60axcYrpQpx6SmjDTRbNS9s04bw+od+6aCM68hgFKG0CDG3ntEIdLA6XPW2
cgMt0QZvn659PM24lORRj4G+EJcWcbo+pkjOdhKPuZVqkWFCTIKtGAH6c84cUVj
B5jbx/2kVLghj+93yDzkWyFY2N2dYnScxyvBgZx+lOn2HrMmLfEdv0/N6Mpgin0r
Py5SuFJodw2rRr9PwgQ+erb/i5x0wsv8PUC78eNwOqVwsZr42ANADMEAEyqwe1K3
B8sE/5RJLGHn8MpTfh9C2g6K6qbKAZ10F0y/Yhcsj+EeNuuUHRewk59eWAYle+uH
Ljvi7dUiAQWx/oPpy63MMIIBIjANBgbqhkig9w0BAQEFAA0CAQ8AMIIBCgKCAQEA
vZiikxtotZQe35QZW1NN/8b4s5kz+r8Rywj5tW8K4n8KS7JB3nRzKmqbzF/iMwNy
tg5sCI2twLUfC6M/MrofBiIgbwpybCUavRB7xZuLZ4reWItsJ+TEJsszVnu7oWSK
lvmGUCu0WbpELAS8JgpD8up7Cn6EaL7m2tK2JAZMcpK48IU3qSCEd2kCpxjeb2Je
PUNaPKzh3oSew4I3nYqsBdiCXHFMB/SSbUHPHagZ125z42CERU2/zF4SA1W0fZs+
AL4n+DpgVOxYPPV0qnCUNvRGiyD+LqccZMyunoZdut1o4/qY5Y3iREz1xqJeI4rS
uLaweG5KWClzyvx+vwzHvQIDAQABMCSGC2CGSAGG+mtQBQEBMwwDQYLKwYBBAEC
ggsHBGwCwYJKoZIhvcNAQELA4IN7AAwgg3nA4IM3gB3VxroC6ns0/xRTk5eLYtD
HWfsfbphft1/Vd0yLfy0KXUWF+oNjHAQk5jgsGLEyZdi/sItTx4yBbllcAJt4zxF
d1PU872kCeMR4zkEj9BWHBeHXluNI8RSdituEiY7j0oRj4GYozLd+Pdk0M6372Am
BGGTdhizuJdn2gTqJpAwx+y9jhlqcFzAI9bSDSfbWB3EmsILv3WLhoH7QCcsN1vG
6R4f9lYSaz6tjPsiRLDpBqcmIyPg+HmuHG0zL7jVryp5ZTKvQWipLm3/cMK4a0o

9YyK0YVLVN8VJnqYUL6ED0Tab/jQCE1T7YU8BkkLSoiCyXp76nm+7LpDmNmM2LO
hNzsYI/DmGU8J6kkjF3uBcAo1cMyj iyKW+4UNpWALaFl82VDD3ZmZjLAWYYv+Lo/
lWZnv0IpzUJHDbRwxh3Dq8GRLkAUWVsnCjvX4l60NnwOYXNBE0IO9LGDzEM3NsV
5+VQREISnWAp/nrmnzCjyTJLuwrxzZL/nPyCJiUpWmwJaPn2j fmuUfWpPGftZ0yH
v6xm4Jmly7zeZbzCYXRjVROqGixT0069zYcxNEF5InYM2QahbDdOr0xX/wH0a9Ce
UexmSQ5P3vFEoNLUvJqzDicRH6oFFyjaDZc4+9lyjdnMJWANb+7tseh4fJMwOKR
lDQJoKREcGk6cV6uLqPWNuczhX8PgxZEzMcMp5IHKZbklK81xvD2r0qryPU57JoA
GUNyQKz5pID/xNdXbxaxkUoLQekPbV6xmRTTrzGmFJK90E4Ta40534FJ/AuRsQb4
00DIzNvPskXTSfFdqE2nBK0XEoTiEs05cXxYxnKuLUW0R1zBD5hXspqSOB7j4us
XP2az+Y50VTi700lrUHMzKjXtrPpF24Xm/WnP5I/OFwdj0V27q3r8b5xPn38kE+gy
5wMhdI93AibaZ3z4TPgYkAif4o0wMBEwMd8iXA5LzojSGP0gVKP0ujVskTn25HJ
vkrSy0QXRYUKTrH6PlQf3sDCQek6yCPzZTfMb4qI lZgcScNtIKJFS/kRf20ZE1FI
EvBQHAoF56nQkh7Ezlm5sz84+unQgAbkuwzxjSLA4TNBsSwkB3bynvSjC0jVJBb
pQ+KBYrBqebGDIJhXXD2xNLS96fPaurxRwWBG5T4xH5kaQyd56B09yIR6wkPoBVF
Lp/36Cv4+dH7H/IvkV6AFxUgzUDj5K0uKJZ72vb7z2j b9GhLMB0kWFdfNGQzUr
wu0yr/gtYPSacgdbheqFwgXncYeDuW6REgPPL4ZPr+OcmXCmcDPos90nQfqmPXG+
7A/w6i0LojhJmpCFhGafqCw7Fwu1Xf8aFtF4/5aYowR91ZsWLU8J+svKm+2ixD30
ebcSvM7tJWhSx58iKkYgyfnVRKI307WEQ9kHm9MowXz2nYDBvtHFLeeK+NrUMpIZ
PpFmzYJSnGts6j0R2l6Qk0W5+++3IwjX+wSB7xGH+7pxMLWfHx0E7BePhP6RajCFD
mYmioXxVMPAsw7zVznMYJZiPPYDuAt4pVFTMqEVs/m6cTaVTrhqXNRs7qcTwGuJj
Twz0f4Nsp77Cd+KeGq/r2C0uyXbSZaXGaWU//8tu0A4/UNLbSKtrsaH5V0lbpt30
Mv0u7jB6z7v3V++nV0M09jVLTq3eLu06ltlTJlpUmKhtdbYDBWdaudshs8yQof68
UE1+E0ifF2+kxltmzaCVts0ZEcYp+9wH69YTIE7QL07sJURTNl4nqF035vWNmbL9
1MmCea+vJe91zemnwWTDs6UEMnnkA7KMViKUwd7ZqioQQX1CahGhIqNIahDA+qcx
32EKbqVu+0tF3BXC+MJyijPj1BkIqlR7CZwfs3VeVhReZuIt3yCKytZXqbrC6CCU
Y3zhFvpz0P91JfCgn0A2JAGY2nhBgclpsqIbBmi9VfbtpVRfVYS0tc010joBlvLK
uTeI9pCdBQMqeoaf+63860RixTL5HqxJAh2cfdc2lS2y2LJoh9ExSblJ4DxP3u3N
E7NY0Npc5TLTRrEftxnXbKlncjoDZVkkhV8rWtd/GRgxcTYfuxAYVMsyCmGUNSKO
tqUq/Z9VM6WCKFuiZAsxtykJDKg+2DXmY/cbmFKGrNFliUfrU7d4q8qMGzXJ0dqz
hnAKWpe8dwQe5oDiFITksJMskYKcin8ttewjNtk/2vj l3JDSxU1X9cyHjK4wPPqgF
KUAG9bdXaVXDpCJ1hp6seZZd0Z+aemA00Mk4h/rQbJ0dKDoBp1hj h57wonTpZR+
mgy1Rt+As2A0b2PRigkNOZLET/Li6fKfpSMYw0BjIAJSB0dR1Z6ZQ+UDoUpf0QVJ
hkMR6ogu1RrsCr1cF7qrKGsUWbmmres+rpywTbEKIYAG0A0Zxv2pNhhGF3H/JAmJ
eUzn/1hfTBo8qv8MyD3W76u7KmuRu0BYKU/BX0EoOncOunE/VshDr6WcNDZclZyO
a06K1grbrmVtORGqBUoxnhLdAtamI+cJnwujnThnNQ7MqFMS2loN+dQUNHTerEBo
/IoLyxaXc9hMwQKYT24/m3qPQreLhSI5/ijBro1b3M04lRC1uJzP0700Vdt/Pwo
GylspFFnrDQZPTQE647HX5T0b99rmXVvdV+Y88RU5f7apKPqlipA4BSv+ENzG94m
HDbsl4xw/rn/sy8EGtwPnsu1QDEUGQcvQ4GNvytpXs7VuVZyPhMZQ0gzCuEPOBV/
Vpe2Hc4uT8Xrzv/m1UGkfGvV3/e7quIh32fxJ0THVVOX6qRSoxzMTi1cEuPKCJ8T
UAD8xPDUeY/6ifpZnjAwJDU40+LE6Rps0yd+jYrA2jWE0v+J8mpjQ0Eby9Tasre
BfMUAC6ohH+BRai0Q60w+vZep1c4rdTk2uJ/1nXAv5SwcEg/W+2aZP99W/i2Iee1
5hCpg7UxFO89wIdaFoDnZyASZQgHkaNAoRXwpfooCtgrj08dS60RX8SlexEaF8ZD
E6XYH9mZNBRTfvUcT9Ui/zFe5UIR8Kdar6D/UpHgISbdGq585QGhtxkgvqM39yNX
Zc8HhanHxUH5JPEm4NmW2m1KYsF0GY2cWUdp/fGkWFHgt0BNIV18k8obPru+1xPC
07RRNRsCNYia/R0Twf4R0HFtzfrDBsrTyBfZDwc/7ceLYce47vZYjYm7Rx40sGnR
BWZQCLBo+RZctZaxJ6Ag0J/A9k0zuV+Co/q7Z9n/3Hp0LbDBBxhBmQbb30CiaFJI
VFOARJt6DKOKXbcJUARtQcCobDtMPocwbfZ0dnFWMLwb2Vv0FtyjllRoTsTMU04k
NAL25QvSheFaQfiiZEStWMD9ZJCdbRrR29YuWqkcfJefqSrYizKvfeeN3uzu1Q0/
BfV0Zh2HspLhj1jImoVcde5K7/0MFE/lV5scBECn7NaZDgqYFFZGYJqIU7JuCYEN
szHBkR4Dy0yNbjYmK6XDy1hDMQdkfHtMz+0lM0mWIL59yadZoy0P4pbb61zlf6wg
Or0zNMAIS9xm80ttoN0eNBRfXekldbcLHZ/AIXZK/3Q7RkEZdD2/akD/G+f4iBgh
cjsNmm7bsjQ18xqyrYt1Ul1t7uLgla6TqAxKk+kM67iWUMbfv8svBwkwWl/zSugU

```
vTvF4V6koh4KRi1NUH7gEgD30kQeCyyEd6UgsmrrSnLbQGrK6bHpRE87cse2vLFF
laGNQMcOU/6FsbrRu9TiSz1WFZzPhjnnQUfQoBbNPmmKhf1jP5tnFytqdb2QgmoY
62vyZmhuvPP9lyQoYb1kpRqx9E9ZoMG1IoHiPcCbktWZBfPyt+kC51Hc6bREHlw4m
qdgIKYhKEXMsDVFS7EPdu/02kSXpwNzReaz7eoPr0SAEus9yn+wKWDZHSunMNU1
Ayy+P7yxsB9U1CrIL4EgUx05Zzn6tRnR/MJcawoxG057y/Z4JkGPIzIBrtGflgjY
cqWcT504noUpeEZsEZtYcbi5JLsnq1z5+okxfqTfD7iRc00TndRgn6Y4fl3hV9E5
3fNagQ4J7Cp/GAL/U6yQ8Th7Xoo1CVsMx2HJJJaG8N/SzGkk2h9QxrwIbksZcUbaE
JogbN0kMJ3HPLavo1vuAlk95hzQ0KRm4GfA/lj8sjSJggJf5GP8H0j9gR1xgbD1f
r0/jSwg79U0gwbFhLUOnhS/ESwgbVSlh0kh13l0qgA32C8wuP4N1DC/gI65+Xh0
LC9XAxLrHwtTXJq/Q3jOK4r8IKt5AWzm2kcp0oGGpxuHfQAphdWUE20QRRrC/n6J
Lq402laXKTGwHW+p5Wf9r82w3Uj/zrpI6yBALI/HASJ82LXUQcHy11NLShZhSa1
LHHByyNpbZKwL4aIXaPkbwYZWhzL9QAGmmHpekXHUFcYmqA6gAAAAAAAAAAAAAA
AAAAAAAAAAAAQLERcdJQOCAQEajjLIpD5MGC/g9DCI6lpC4tLzsk+tgCpqh7Tt2sqU
8aziFR/qTFM5Rg2GYz0LIb1d0nIP9u+UXu4HxQewqdMjP2Z2lpDJv88KT3jTcMgh
F2wM2dL3So+/mBJ9aenPjtjfpd5Ygtb2CHZkwnWuHK8dM0m2yCwESsu+yHQC0b6
XcYZHdZiSiIbq1T5YsyqtU4f0nyHQR4yf3QHpbT8uN/CZe1JZABDdIwjJPKEuqVym
KREBbrrF9A0dWBrk+Wgt3A5hiEZ3k/mAUlJVtiQFFngQ0rrXvnBjhCw9vtiQY3gP
5+unDYUD8hLByr5NDF8mdG0oSbq5rNSbdZPoRvrZ+TXtTA==
-----END CERTIFICATE REQUEST-----
```

Sample public key to test the id-Dilithium3-RSA-PKCS15-SHA256 explicit composite algorithm

Use the following public key to test the id-Dilithium3-RSA-PKCS15-SHA256 explicit composite algorithm.

dil3rsapub.pem

```
-----BEGIN PUBLIC KEY-----
MIII9jANBgtgthgkGbhvprUAUBAQOCCOMAMIII3jCCB7QwDQYLKwYBBAECggsHBgUD
ggehADs7lq+GFIZmcy97JtQKfZnRVtGH9PiMtARtkVRsSk0ExZ7vxdBYjn2MXoCX
t1fBS0g9x6/EI42zjGZUDBZzkiZxAv/D4byQP/xVfgo8skSfPbjQ2pMZXMkvmu2Q
fkRPJDKv/RV2dBm0BdsVies9+f0VtC0L2mN3TeC6mAQQQebwZgWjSDwug6qRozRB
pLj6v1CAME499Vml/FSyXbfzIYb0PQieYTbu0Q7psF440Y9Rhm7PGrFZfpW0z0c
s2rCc2DRb09ZR8pwEN9DD5Cp2dzx0tTiBX7hLmTOVRogxnnjwRUHF2F00XbBEvsh
tE6QUde5VLiVVL9d8U0i2X4FQcX5tckHrLM/sWboIoJL+HE0HhXQ+OuLXOM4/ZYS
fSEx3s1FQkaJAry86nKVEIk/d7/+sE48yHK7Ev6LfvM6mpnEv5WDFux0qui2MP6S
CzpX5bftdGfLLT/NYFVaQmMNC6mBoK+CtbdhJmkbMqmkjYy3LD9CAS1+l682SPvQ
QNUkj5ByaT7Bx7HLfwppAwKfaPu4wBerX72eLfJn8rEXaX60Wkl6aSxRqbeHq2b
XVb/0TGjFaxp9lvtNqiI2ltK0+N615pIVoSrWSwWDY3wFK7xkgLiz3C4/2C1+oLv
kTX4X/Rvtow4ZtysPMbtaHxWcdJsR360IrT0epCVckSFsxZrCoMgzKIitTuuaDH
4jS7s4zxLTSpwb5XaxWjwCV72HHw3ccg9fdEPm6QDRUrVrAkdce1XmGLdi0JTk4I
09STgAGIss1L0alahrLk6jCnrIeK+0f9mE7+bT7ryjnZ0ZyUISNkzYSQY8KvZSrt
BB2qlgHqy6jdlWr+IMLT+z38mRMU0ci7eB3dI2VUEOnyHdXzcQtzkIx06XLkHLGR
D1XvYSgFitudTclckiv94dglezKUmWbLUF5hbnbs4vGwX6YhqnvUhyLMR8odcd4f
TnNhEmPoHY1U/JiyZgJJ9T2yEqV2uJyytPiSGzG52L7vGydpt/urfk1zDal8u7r+
hWNf0PUgRxiPuqAXuz77x0+rcZmI5C3NtxnHDA7DYXXEwq9vjaLsLNQe9gBhdhX
8XVRW6mkzRqRnWnlX0nbu3UluLp3zjQA+UzqfMLPf2p4S8YZUEegTwsfPYPGB8
jgg/uI+Mu058v0TSCihPyS0lfK9MpawABH0WQvLrttWH4SgXcN8kHxMLNY6J8S6B
ZkaLQ+tNQRJYBSEMNDW+ZU4aI6nkTgn+u9nqLgq0H0PJA5kKrEZ+Z6/iLmw3giW1
m0TZHZZZiwwszA5o0tN9m0M9LxutF9wJr62rW2cgm4FA+uAq4xYic+ak4fRu/tSeM
```

```
wsdY0bXsE5s4TFq0HxLgn07ZjQJL+9IDQf/H46QzuTOBH3SJwtzoXtao9d+U04cu
G0py4o1IyRF5K/3fQVdTDwfv+MGgWx7rVPjp/04+iAU8uMzpaysiErvbSKHQHFVY
7/NW5uoeVXz2hbkpIF5/oDK0Ad6sMz0Fu+0WSTyfcKveRTr4oWZZ8zFbylrHI4S
wzd/T34srQb/LS4mJu90H0HVRuT7b/l8a74CrLbESz25XHYxdYWceCFVESXfD5zS
nB5ACKgBTsaqyfcM2PJd2zeEJeTzLiJSGoWlw8Fn1h8/CGIW9EdPVxB60WESZKR
Hx0K8Ds+e8ACGTGj40P8GBF9aZImiU+G/OYw0hLS92SfrZF0mDwqrEfJsa7Ph/9X
pVTEnY5xFTJDj+/NrauQ9W0UQt8l0+byL6bgoVCSdHUFv/iZXchz6Vy4IWPJsL
CCg/pcSsUGCzoN5rPc6JBnfxodEwXC+sut7+KhnlY005SUnjmxs8XVAAGKmTvdRZ
E2LUZaSS0E1A03pS1G0tUH0Xt31QmT3ic5cN207B6VTP6XD15B68B84vXwkGCMq
w1R4u0TKG9rqkUZK5ECBKXhIF3QQ850hgWCPhxUdwYfwycR6wY/ngXs0EyLHX9Bh
/BTuihU6+MbF0TjspaPoW0otH3enDmZJwz9JbiFHGOaeWeY0JNi7koc/5CCMnPj1
AEthaM4RbkDwD/Tj5xpWtLR7dn3hxuDq5AJc2jmt/gZBec0y1DOHUr40mfYFgArP
5H+22ZWruppdvqd9h2/DJ0zq4Akqi/1TgrX00Kdxsec7zKcVp+3IsjevITY9hgkE
/L5BFuStLvetofuu/Mj4i9ofgQtPvQMuo0imyW556K7J3v8B/8v+uvbZWoI0pTv4+
mI+nu0PeanXu3gUl1PWCpyEZ38kJs4wTy60axcYrpQpx6SmjDTRbNS9s04bW+od+
6aCM68hgFKG0CDG3ntEIdLA6XPW2cgmT0QZvnx659PM24l0RRJ4G+EJcWCbo+pkj
OdhKPUzVqkWFCTIKtGAH6c84cUVjB5jbx/2kVlGhj+93yDzkWyFY2N2dYnScxyvB
gZx+lOn2HrMmLfEdv0/N6Mpgin0rPy5SuFJodw2rRr9Pwq+erb/i5x0wsv8PUC7
8eNw0qVvsZr42ANaDMEAEyqwe1K3B8sE/5RJlGHn8MpTFh9C2g6K6qbKAz10F0y/
Yhcsj+EeNuuUHRewk59eWAYle+uHLjvi7dUiAQWX/oPpy63MMIIBIjANBgkqhkiG
9w0BAQEFAAOCAQ8AMIIBCgKCAQEAzIikxtoTZQe35QZW1NN/8b4s5kz+r8Rywj5
tW8K4n8KS7JB3nRzKmqbzF/iMwNytg5sCI2twLUfC6M/MrofBiIGbwpbyCUavRB7
xZuLZ4reWItsJ+TEJsszVnu7oWSKlvmGUcU0WbpELA8Jgpd8up7Cn6Ea1F7m2tK2
JAzMcpK48IU3qSCEd2kCpxjeb2JePUNaPKzh3oSew4I3nYqsbDiCXHFMB/SSbUHP
hagZ125z42CERU2/zF4SA1W0fZs+AL4n+DpgV0xYPPV0qCUNvRGiyD+LqccZMyu
noZdut1o4/qY5Y3iREZ1xqJeirSuLaweG5KWC1zyvx+vwzHvQIDAQAB
-----END PUBLIC KEY-----
```

Sample private key to test the id-Dilithium3-RSA-PKCS15-SHA256 explicit composite algorithm

Use the following private key to test the id-Dilithium3-RSA-PKCS15-SHA256 explicit composite algorithm.

dil3rsapriv.pem

```
-----BEGIN PRIVATE KEY-----
MIICnGIBADANBgtgghkgBhvprUAUBAQSCHCAwghwcmIIXVgIBADANBgsrBgEEAQK
CwcGBQSCF0A705avhhYmZnGPeyU6in2Z0VbRh/T4jLQEbZFUbePdhKYvVUfsSVk/
s9i8jtxREf1tD+eUPF8WzBVAbxpGdsyw/6fxk9MWHsJP+LCdeW6JksEwsShmHIzm
HXznS0t2uU81SDhCQ3MXFTVGUxhRSFhTJYZ3AiIFdQg4WHEFITc1V1InJWZQBRR1
iBhggzVmdCYkBWVkfFEyGQdXE4UGhngFNSCHNUR4iAAhJDBCuH0BKfYFMSGDI3B0
IYF2ILZ0JzdDrzdBdFmScYSiHciZr1d0GIJHMEZHaDAnhEN2BTdFhYaGaGZoY3AE
VzQ4SCRnSEBURiYQBgSHBTQyAyFEKHBVVFUGWCA0ZDChhQJhMXNXNAIHN3I1cyOI
gzcAV4U2dmM3MgFGd2GEJfFTBBhhJHSFhLOcQoY30A0BFYaziFiHESOGNWWFdQOB
RyBnNTRxY0BjFxFVxgAJ2QSQTJBhSgAg3NTdiInN4BXJWEDQzGBRWU3QgFhZLCDMz
VWFzdDBRVEmgGHZmRwGIBRMEZWeinBcXYIcIAoBAhTUQBjeGCEUHgVRSJIWAVFB1
UGCCZQEUNLQ4hhYxUkZEJyFxCYRNCEXQBAUNyBhdXNoZhMohGhXNCJCcUI2ZBR1
gXBgRhrVezVNUGHECBoIHQ4Y0CISHAVNyD3VTIhgyZxhzMwdDdkSBYIhDZoUlWIWD
dDd0dzCEYyihcFRYFINudDgXgoFYgwUoRYJSGEc4EVF3dSITUn0GUxFYMXFRJCYy
EzISJGh2IBJgiHgnD1CHVWAGRoVkbkdIE2WBMygYY0ERMfHAdSZ1gWIygzhiSDBz
```


MSZkIQBCExREQgdhOGcDVLfYhoUmBFFwcnU1cEFwICFogBdAVEdQxYncwI3NlcZ
J2NAB1GEEQI0QXJwhzYyR1U4CCBKZAJBNVIVYDgLIUBMmhWFCYGMYhnIockJBBW
cwQjBBZlRVI2IFyQzM2AIBWADFoQ0ExeH0CRTdUAmRwSHUXaFSFEFKCiISCNSEI
UmJGUTYUU3JTRkiBdxYkFIZmCAQHJxYmYjNGhjeGcEAFdSATAQMYIVcyJ1FlEgRg
ZzFHHmdHZydzFmYyhAJocDJ0NEImJkcyRWhIAhgUWegQdjIiIxJ1JERFRDcWRARV
ckFhgmQwc1M0ZSGDVXABUif2RiEgdBdkNhhWgFYXaDZVYkQWRkcEYxVwMSQxhoQH
YoR4FFB40FJRFAEjWHMMWmdmgiIoEweENSNECCUVGHFDQwBVAGYVVIIEHZohBB4hC
YCFIBVglJDRiKDMmZjUjFHeHqnZiQSYSU2N4hVBScaIBiESB3U0UFQXYUAAZQF1
JgU1g3QGUCFGIUU0GIIkZUJwI3IUGAgAgxA4EVIHMLRmVyIGSFZwdRM0IIESMYGc
RFIBRHYYFwKCNzIIZQN0VyhRhGCGISaFUDIxQgBnByIQh0gkYCRAiIEYMmFXBTMn
SHNIchCERRSIZwiicWUCUld0URc3gRUSMSNIgjQVSBcXGHBxVEVEDXzZBJEgFBh
iGBHQyYNNiUQM3V1FiC4hgZVABEKhmBiJXM1RYc1UzJoUzJWV1ZIC4dFVjeCNRM3
M2QmFYAHAKN3RhZHcGVoFhBBhnARhmJAgVFIcUEiBHMEQXN3hHZiQ2RiEohoSMBU
JHEQUVEDBDOHmdBYnZoUzQLU1djQ1MQMRB1RLZmc0Y1V3gIAzWFKDZGEL3RWGG
aDNEY0KCIxR3RAFwFCEYYARldYEASCh3U1IHJyAFEmcLWEgmQnc0KdgjYmNocnZ1
BxIGhDgickBCZ2R0ViZEYAeCd4hnYhdDEyUGYHIUFiBzYjFUYSiAvnVXYIR0YiRh
Y2gIhGhmYkMVIIGI0NRV3BgJCCGAXIwRChTOHYgU4UyVGVWVdV0EwdgV4Z1eGNLUmhF
NVJ1YkNjchIZMkMYBldBg3IQg2RIN3R0IAdygmAmZmgYBWhIYRJoA2EWVmMFQDRz
JQQoVwKDSIJTYVcwZwxcgX0FeHAKIiFRNi1MvErd0rLXL8+itBuk1AaDj4cruMmt
4yFXg9i5rUGRW7RXK9h84RtXVCwWFjdIW8dP5RdjriVciKV8PM4ir1J2Xrsi8Z5
0JBx8kaGNqz0JvtiRT78XFmrBZ1fvpBwtq2V0mqtypfLEWSQT8FFgJEhHmvRkGbo
zE22/UYTx+0x1FHNLjQ19g5Z1ULP4CKTXUC0UT98vpK965wCo2Qsd0+P0X0ADqUo
jw9DZgQ7+Nc22iKSeFkb9XvK9zfto60xZZoon6wOyW+NYJWAoJEAZk5k8fMw3F4o
wg+GunE4SAd6ELDJ8I0prI4rwgxsEQMpSajguVP9DAtoQoL3vo7H66UIZ1mH1k9
2WqIz05kgksxQVPG9GwZxj+zcHADs+YLUiVTWo6xsdzonwEYKxGFj7EmSruB765B
XSVmNV//6jd3QUUSWWKoCU2E8B318My120CorUqnDZtAIB1mW2JDLHUKfjOCMALm
3UFdVQW17V0iwc2ymFrUbEgSrKx7tr7qal4FX8IqHfuaNdTnOnzHrQ6VRxXjr3o
t/ujc/49IbTHdtam51GyLYUqN6a35ysY8Fim0Vpjke5kn69q0VQh7UVJ4U039dRB
um7kgpcD00rTIN05gN+OsuxBsanidBmF2D+WDRYXq74AM42yxK7dUPV4Y2410yre
4gPzhj78UYmIUkzDQb4hn9LnRnnCpV/txpYAF6KBGiyulJYXLL+7a90vvFwL+NY4
KtqN3oi0YgxH/lzQzEsv/pTuh+0mvqJRMr75BjpwTQLpHe562qVVMmajWeoJ5WRj
z/tnNkBBP5+FYzKX8mCHAQZVQpZ6cY6g3B+HaMN5/dAFDUdqB9pZ6mHu3f2nT/0K
hznbmQ1ydHJj99bmy/EMLerKSC6EjByPyx1/CNPHKyUIG27cWU06NL/XTgP4lyDZ
FAn0tsGckxsn4PS4sAA44CKylWxahgc4iqbwfIOJCADruR63/L48/QZyDhWRTrc3
UVVvSj0w3s0A7uPMRXMAV7D5XnSdRCHA9flrxRXqf9qTtSU03R1mnSpB63ne0iGP
SZqVxIqj+VyMTrryv4vSpBkr2B6qGcmInxWjWTBdwm+r6taumY4wjY/XhVHIJEwG
nwFkfaC2lot8kSxc7TKWxo6C4aEp8tVUMwt9t88HEXGL4GE0/LBoyxxTPxGA2eg1
6Ir+9lqGJ50YjImXepv0KPPFQVeLKPZbEJLi80pcRzGYntgK4LszNhrRu3wWhfAcr
QNIiZWmvcnkQx2FoBIVJH6YosXXpo+Y+oVhwTHih7NZwpYI5jWoo/Co/Smi1Yhsb
ehH50pCeKb09kYa+Jj0Mq0FERh7z40LJEoP4Ugjd5e7ccsC2rYeIgdFU6qPk9d3
ALuejmZc+9gsLmZMWB+8TLYKTPP+xov0a/1bIKU+MuuKWeZFMMyYz6/VbnuNHa25
edVQd16jDgafhb9Y9FJ/B9Dnfe5LIW0smx5Xw/pk5pmdi0cfAzeYyaCuHz+KFCzY
CqLX+sRbw4J+C7fy2/PHMlys0G3bjWA/bxiYiDFysga2P4UEnGIabfQLT0v3sGZb
HxNrDuwILFiesA0uQ2aM+drEahj/ZlfMUI5hPBIR24HRbctmkof1nsJvE86RpZyw
+yAiBxhHXWOS2a+10A9mP2cBXjrZV66b32m6325UIV5g25rZ67CFDdXmc3XXsCbD
azyvxb+llz9dgHAv4ocF3lftfPXQLteGEZj/m/LXILDtu48oW2wVwEfhQ6FtAVgQ
5FRqpBUH9FduWgwrOWRQfn+GLUwFJmzhXjPcGjTAHY3ApqP133qQqkM1AxuqRvu0
pmDgpJ7AHLpQXanShqIKocLVgyfzQH7pD/n35JBeiM0cU6/pX91nZhUMWniGxpQb
T8USV/d7wY+3S2KXYvV1WvDpCqqdwYGosuJYHhZ2jN0tjkLUdE1vPRKN8Sp763cg
97U5ZgXkIDT9SuGB8gyaaRUQFNbTzE5e+7dBkzXtZu+0avV9sF2Tas3/zgfptCNT
n19D4YcAUIEtNzlypqhpnMPizKrid89ovlenV0fHPJk1RjCDkWMp28GGID8+K84H
0Lnnla6SYud7AKYQ98JQ6Yrrk20H4j/x5pqFCsFzpeFk0eXlUytV2ZkasAfqrRkg

q2+Xzrb/tE3jUwQ2Sgm1dTbPHiPE3BpF7Q+/Z/BkpJ9xkdNSI0PuYgb09VnrGKIx
7XQcul3CFL/SkwhQYhsfu7/3Q5n3J9sXgG9aBqYxVxnyV3Z95KMMCGuEdEH2YqCc
ekZiqne9sPXdx8+TP2QwjAt2fpq/TKFyjT3nCNvqsLkDftVw46qkYzQa6WwKsbt1
8TJI5bDNsc3nQy/0giYXhMvMj7niildKZ+bBboe10uR1FF0SM30hff4p1q7xCqAf
JuYdJRUvHIFkIJAd4jjpqH/iTqId/QVQPW15dJcnFLKMHjJtmk0UZPZKIN3AStEL
Qs7vWcBlrSdiQPgVH7ZwMsv0hZlaD7iTUD+u6I/vQds0jr5AS0M17pp5VJA4HwLS
+0AmSHcdyZvsRxfpjj06AjU/iMh4iPLh4U+WB8TNS+0yrUVhGa71+s8/ZQ89ywu
SURH0NnBLuVH1DtKDjj3gsZWP5S5ThbpISHeKQRKGGjsdCankVV5WKJVkMcgSLN4f
XavQAr8/FEATrQB4qLw4IEUZA3SssooVabNHtH/TLyzCdqnTgI8xy3Zbj8WNpWS
8t8K1BMxCyOqHe2hRpQ8iyc4vQAcRUGsw7Xc+myulePZBzmyQF16VnNp2JFj+XiE
gfXmYdZeGnrKU0tmyyj4byzWC8f+T9ANXE0N4o4REBBFtmJEVnBBCN50LDMBOL/c
cVjYAW9Bp/J0WVLvHhFCxvLbdJ2/AK2QTEV2T0cq6fxqsEV1RTnBXcquwU8agGw
Ne0gnrLMI+6Lmg/tD7i48X/0GhfkjNWTlk/2YalQtEajNABt8cyowBq9oXF0lq
PRAhrz+1LPOEhyHJHXOp2AA9e4+Ckg6JZFuYIlmVf1BGC5MoPsR9tBGqIjJF7jCY
CFSELSag3yjVwHBI3PIZYJJ0wY7moy00vCuv3vNX3p0LE5q8QUtYb/3w0JrU9nn
3KeEpcJcK6y0epPmsdGPFsStH0+BTBx814CgnX7BHqe2aAmblIOWYR0KDSck6epR
IM9bA623HGRTTjUNBMJZo598UjlnmIXogSLIFjyE3is1M+EndoBqCLKxmupA5oPE
aowLrEXyKkrLsmwscU/2wkt8PPy61e0f96D0c8ogaUhuVy4qvmR64g8yTa85l657
lg9erThvI9FuoANKVcneMW9pPfwazPEK0ZuWr4YWJmZxj3sl0op9mdFW0Yf0+Iy0
BG2RVGxKQ4TFnu/F0Fi0FyXegJe3V8FI6D3Hr8QjJbOMZLQMFnOSJnEC/8PhvJA/
/FV+CjyyRJ89uNDakxlcys+a7ZB+RE8kOS/9FXZ0GY4F2xUh6z3585VNw4vaY3dN
4LqYBBBB5vBmBaNIPC6DqpGjNEGmUnq/UIAx7j31UyX8VLJdt/Mhhs6LCJ5hNu7R
DumwXjg5j1G6bs8asVl+LY7M7RyzasJzYnFs71lHynAQ30MPkKnZ3PE610IFfuGU
y05VGidGeePBFQcXYU7RdsES+yG0TpBR17lUuJVUv13xTSLZfgVBx fm1yQeuUz+x
Zugigkv4cTQeFdD466Vc4zj9lhJ9ITHezUVCrokCvLzqcpUQiT93v/6wTjzIcrsS
/ot9WbqamcS/LYMW7HSq6LYw/pILOlflt+10YWWVP81gVVqoycwlqYGr4K1t2Em
aRxsCa0RjLcsP0IBLX6XrzZI+9BA24qPKHJpPsHHsct/BumkDap9o+7jAF6tfvZ4
t8mfysRdpfrRaSXppLFGpt4erZtdVv/RMaMvRgn2VW02qIjAw0o743rXmkhWhKtZ
LBYNjFAUrvGSCWLPcLj/YLX6iW+RNfhf9G+2jDhm3Kw8xu1oFFZx0mxHfrQitPR6
kJUKRIWzETNCsKgyDMoi1065oMfiNLuzjPEtOw/BvldpFCPAJXvYcfDxdyD190Q+
bpANFStWsCR1x7VeYYt2I4l0Tgjt1JOAAYiyzUs5qVqGuUrQMI2sh4r45/2YTv5t
PuvK0dk5nJQH12TNhJBjwq9LJG0EHaqWAerLqN2Vav4gwtP7PfyZEXtRYLt4Hd0j
ZVQQ6fId1fnXC30QjE7pcuQcuBEPVe9hKAWK11N2VyUqK/3h2AsTmPZZuVQXmFu
duzi8bBfpjGqe9SHKUXHyh1x3h90c2ESY+gdjVT8mJhmAkn1PbISpXa4nLK0+JIb
MbnYvu8bJ2m3+6t+TXMNqXy7uv6FY1/Q9SBHGGI+6oBe7PvV76txmYjkLc23Gcc
MDsNhdcTcr2+NouyU1B72AGF2FfxdVfbqaTNGpE3A2WdfSdu7dSXS4unePNAD5TO
p8yU9/anhLxhlQR6BPCx89g8YHyOCD+4j4y47ny85NIKKE/JLSV8r0yLrAAEc5ZC
8tG21YfhKBdw3yQfEyU1j0nxLoFmRqVD601BFgkFIQw0Nb5lThojqeROCF672eou
Co4fQ8kDmQqsRn5nr+IubDeCJbWbRNkdLmLDCzMDmg6032bQz0vG5N/3AmvratbZ
yCbGUD64CrjFghz5qTh9G7+1J4zCx1jRtewTmzhMwrQfEuCFtmNAkv70gNB/8fj
pd05M4EfdInC30he1qj135TThy4bSnLijUjJEXkr/d9BV1MPB+/4waBZfutU+On8
7j6IBTy4z0lRkyISu9tIodAd9XLv81bm6h5VfPaFuSkh8Xn+gMo4B3qzwPQW77RZ
JPJ9wq95FOvihZlnzMVvKWscjhlDN39PfiytBv+VLiYm73QfQdVG5Ptv+XxrvGku
VsRlPblcdjF1hYJ4IVURJd8PnNKcHkAIqAF0xqrJ9wzY8l3bN4Ql5PMuIlIahYvD
wfwWhz8IYhb0R09XEHO5YRJKqtIfe4rWoz57wAIZMaPjQ/wYEX1pkiaJT4b85jA6
GVL3ZJ+tkU6YNaqsR8mwDs+H/1eLVMSdJnFd9MkOL782tq5D1bRRc1vyXT5vIvpu
ChUJJ0dR+/+JldyHPPXLghakmwsIKD+lXkxQYLOg3mukLokGd/Gh0TbCL6y63v4q
GfVjTTLJSe0bGzxdUACqZ091FkTYtRlpKxE4SUA7eLLUY61Qehe3fVCZPeJzlw3
Y7sHpV0nPCPXkHrwhz9fCQYIyrDVHi450Qb2uqRRmTKQIEpeEgXdBDznSGBYI+H
FR3BgXDjXhrBj+eBew4TIsdf0GH8F06KFT4xt8500ylo+hbSi0fd6c0ZknDP0lu
IUcY5p5Z5jQk2LuShz/kIiyc+PUAS2FozhFuQPAP90PnGla2Vht2feHG40rkAlza
0a3+BkF5zTLUM4dSvG6Z9gWACs/kf7bZlau6ml2+p32Hb8MnT0rgCSqL/VOctfTQ

```
p3Gx5zvMpxWn7ciyN68hPL2GCQT8vkEW5K0u962gw678yPiL2h+BC0+9Ay7SKbJb
nnorsne/wH/y/669tlagjSLO/j6Yj6e7Q95qde7eBSXU9YI/IRnfyQmzjBPLrRrF
xiulCnHpKaMNNFs1L2w7htb6h37poIzryEZ8obQIMbee0Qh2UDpc9bZyAy05Bm+f
Hrn08zbiXRFEngb4QlxYJuj6mSM52Eo+5lWqRYUJMgq0YAfpzzhxRWMHmNtf/aRW
UaGP73fIPORbIVjY3Z1idJzHK8GBnH6U6fYesyYt8R28783oymCKfSs/LlK4Umh3
DatGv0/CBD56tv+LnHTC/yw9Rzvx43A6pXCxmvjYA1oMwQATKrB7UrcHywT/lEmU
YefwylMWH0LaDorqpsODPU4XTL9iFyyP4R4265QdF7CTn15YBiV764cu0+Lt1SIB
BZf+g+nLrcwwggS+AgEAMA0GCSqGSIB3DQEBAQUABIIEqDCCBKQCAQACggEBAL2S
IpMbaE2Uht+UGVtTTF/G+LOZM/q/EcsI+bVvCuJ/CkuyQd50cypqm8xf4jMDcrYO
bAiNrcC1HwujPzK6HwYiBm8KcmwLGr0Qe8Wbi2eK3liLbCfKxCbLM1Z7u6FkIpb5
hLARjlm6RCwPCYKQ/Lqewp+hGpRe5trStiQMzHKSuPCFN6kghHdpAqcY3m9iXj1D
Wjys4d6EnsOCN52KrGw4glx3zAfoKm1Bz4WoGdduc+NghEVNv8xeEgNVtH2bPgC+
J/g6YFTsWDz1dKpwlD0Rosg/i6nHGTMrp6GXbrdaOP6m0WN4kRM9caiXouK0ri2
sHhuSlgtc8r8fr8Mx70CAwEAAQKCAQAeKk1XJELWKW46PIpGZnygaUx047mK0nI9
4Sk/DjLotLdyMSTbHa0fycQN4uoPHQRZXnUhbU4LPqb4hpsNWuGJ68sjS0HG5Kab
FC7l1Gj76nSUGWd196ig1a/PILRMK8AD4yPUyQGHVKT5b9EfffipFA87MHsWxf0t
L99s4B5+UoV+1oR0yAekm9UrnWPPHNNHKCLdFW1BHssTkk+dTtzGgVqQnpDQ/cgI
LI3uNUW1esYw0mvms4WqtLJjqC9NxnxBsIFLdTk+Sb3zznck4BxLT0wf73QbCr0b
pDz0CeVjn+/jszc0Rz3KWQe/qd0WnHSg+2H6/kbhCzNMTV/iRT/AoGBAN7/TN/8
kaW6FDu0e0HsaoNIzvtmLGoEF1S+vJR5Dwi9QAgZ/F+Vz56bgQiaKf5YJhCR/AAO
Vz5XuflnTijIludwS88fw2JUXvI2vzI6pd/d+aXbH8pAKU0D5rqFc5lByJTFyZZw
X75t2t8ZwoywwSE8VYIJ7EH5cBxiXj0tQGDraoGBANmgaEsr9375VvFbGm2XEdtQ
R4LJuTo2Ng0RqZxs+V9uQjTDv9D07A178Wd+s+HQsm5/S3vzhN0c0Tze4mrsj+4h
3P8o8gKXpXZJRGfnAXtnAVXYLOTASOIShxywUHaGYqeFaQLvDK/m7kTFkx/MVTE
xA9epLaw63WklBMZI/3AoGBAI/vH3KPtn707ZJf+xLhAxr8GrDrD43aWCjV+Cip
Pt/4L2VLSI91xg3s90tTHnnR8bf0UmbC2uMdgqenW3CNkIGQBQ6KxPUP2iLi3WQR
YNFvmFzKY+mKol3Yf8uyqZupT0tfoq9clx/2Dkjkn4Mj746BP/vwZbNrykY34+/d
CunDAoGA0adH0fLx5E+F+vbZr4LAFkvURg/05F8MPRyZKvmrrt5056mcHW1lQrX1
JCfq274AJ0nN446F99Gp10ivLwhwsPODqo1cX9dw3D9YwMKt9UTsenXF9MITISiw
CY1VKW7wKUrSDMOXHHko3ITz+VwQ45YlIrU+d+Ty2/24foJeec0CgYEA2xqqxG0S
UWLcCB3hTQMIMVdUpC83C7wDfH31Lk5t60MsLbqHjKn3AQuGSTX7BCfLpIR5DeBA
5tuY2W+mZA1BKvYwfQESnmps8dVGKXK0ba4wexMLRgWPYSEtclg/gaG5/NezNp9W
6WdaqP9iq0LiocVUXApAm/9pPv0GDtR3g1Q=
-----END PRIVATE KEY-----
```

Dilithium5-ECDSA-P384-SHA384 (2.16.840.1.114027.80.5.1.5)

Use the following CSR and keys to test the id-Dilithium5-ECDSA-P384-SHA384 explicit composite algorithm with the 2.16.840.1.114027.80.5.1.5 object identifier (OID).

- [Sample CSR to test the id-Dilithium5-ECDSA-P384-SHA384 explicit composite algorithm](#)
- [Sample public key to test the id-Dilithium5-ECDSA-P384-SHA384 explicit composite algorithm](#)
- [Sample private key to test the id-Dilithium5-ECDSA-P384-SHA384 explicit composite algorithm](#)

Sample CSR to test the id-Dilithium5-ECDSA-P384-SHA384 explicit composite algorithm

Use the following CSR to test the id-Dilithium5-ECDSA-P384-SHA384 explicit composite algorithm.

dil3ec384csr.pem

```
-----BEGIN CERTIFICATE REQUEST-----
MIIDrDCCCxICAQAwQTElMAkGA1UEBhMCQ0ExEDAOBgNVBAsTB0VudHJ1c3QxIDAe
BgNVBAMTF0RpbGl0aGl1bTVFQ1AzODRFbmc2V2YmIiKyDANBggtghkgBhvprUAUB
BQOCCrUAMIiKsDCCCjQwDQYLKwYBBAECCgGSAcDggohALsX8lggd0XRbNDNbQnh
e8A18KjL2JjSuTNGzTFo80yVZxv4mDe5CnDgegAjLFxWib5z4E7/xTSLl4nAuS7d
HvDDU30e/ot1Pme/GPAU2PcNSu4iitvirqxb1i+z520I1I4L3oUJ6rJTZPaTxP
w+LD83MmhsjzT7AHfuUEVCY2i/gL1cxyScWie/9jZD/70JefdSfgN+LJ4CYj0HFt
IMJcCtuzQt7xyYdZM6UpPHRMgIQtoRdEjeTYZzqdpsnYJrZm65Bf0jluxpiBHENp
RW5iGj+lfjbgv7ne7X5FuFIRkF+yeYalceTaJ5iigG9f5QyliKeZH0YWiSMSYHrk
6NWqyqddPRsiwS/+C9W2c+8m0gPAeMIqeizc0CHf0BksV4f7JNm99SHwCALWGM1K
QVCQS29Yer9DJingsENWdNACrHdHC43Gw2rh1SCbYiH42tKsihxPY9uNXSpr2PHW
E/OzmZmWsJDCL45M50YoXq9qsdfkkoQqCj0VmVTavNLC90i31ITbZwmPSntJh3q2
A90X7e95UbN7boJ/jTaeUsZLC40EsdduDjUbnS1vR1o0NMBGUqmSYuyg6uv/nmhN
wgikIaBe3XuEZtBU58s4wEVESrx1jRc/W5g0Q3qTrNAL1F6ya8EK1R5m1nRM9Pe
GxKzxPpbozhyn5CgJLTFfMqC7d5b/VvxVksP4fTeWVvk+x4RXrnSnjMLncbd7tB0
xLcq993mtWwFv6/V446zqNU1te1IosCYd7fWmRx9Bt+MgHXFmKJq/TsTXH+8M/BX
OVTJual4MTn2meCZKpGP3g+nf8VKiR8w/MHyupCn11SCf6zMdZwOsjbtBTqMZZ5w
LMj7C0Nu1SD9lFwWr+CBdAGNHZ0MLl1J5tXyb1eNbbt4iuJx9hwhY2s26ip4LAN
0PwBWZgB0KYG2YAlmbs3dVD5zCvS02kG8574EEdIhIBH5Wm37SA0858k1DgIpPRT
Bt6WT7l7t76c0NLwCIZEDCz5s/uIbRqIv6WvUR1JoCD5UjMKSihlnvLEIJClyAvN
jMQKBIWuUZUdez6Z/WyDAXY60FbMCbb0SpD23ZGsioGHNBExPLryAjsvP36pF/js
dScliVr1UsELDLG10+7YTUYad0To7lwE2VlktD7HHU6+w8UN/fl5/iKdXm0WoenF
tSx3T1zSic1h80m0ztcaR6fxKagKQwNzV+IuTW8DsEO4K0c4+P90vWoBB9HLkuyA
UyXo/23/fEQCDJ4s2f1hrQt/72MGVbtkRnrGcW0SepqYlrTuDhHULOz+LZdTTHN5
smvfxENS09KVDf0WtLTWdQY5XScgAPxrzppu1xCSgm17tedEMMvksiwBcBFx0ybl
Mw5ParWIL5PaAG1jLjA8+xfD4Zyp4vePJRSDKsV2VIO7xGwpJ+99fm+6hayY9KIj
FnP3gRGETesM066073wnzozkxUMHg+XZkPnMazvsLJH/aPPF2YmAArSwpan2BdN0
PeW80LISe8qQUzFoMawrmjbjbnrORA95Isrghnyr34xIRk6A5ECOD99TtuoXyvZIE
fWEqHA6aqApJFA3MEmeuDe6MJkQySb67qar2D328VupB0P8hmsVoc0Vdwp6kgEx
N+YZDLqsxOTry6RGarsbkdxYwNhd2AKGN60xprIzeBk1gbJ0lTYv1ee5WJIja/Ss
H1Z4knM8cf08XZ0C0F9UJY/uJ0d0ERv2nze99P4iRSTkCEuF9JegKjLkLH6eq3RK
g3Q0hcYzMX/Qd+PRDEDlQn6TU03xooiDA+h3eQ3z44JjpL4vYdHXKSqVQ5FNjBuF
NTqBLFgwf0TmkB8yGF4s/mL8wTFUqaHZg0IdDFqUHoeQsAckCSgwwENqiHol96oA
n5bn5hD0GsbS2Xq22gXXKk6cCYKvRdcff00UriGoUpAtppJ69rB62IZVv/7TzXoc
2S02GJri70w0rUSX0z9dcTiajo8f/cJaRJBhNTcf1GXlQQcbxr0iS1V17WjYEKdN
72mfN0ENNRmhrFVqnCW10hG+ceUHE4RrjvftSLH03v1o/AyF9mIrbp2f6v/MJ77E
riImU6FVy8u10qAM7ph+Bsb56FvatN6owbmkAdYepDI2iT86+TBWP1f2sJeHEKDj
Qy2VC5K2QMEl61008aVtsZFqfi0wLQqHl76/qkAe48p7on8grDU7gvwUru6emp/R
qZktXL5K1mBQTpa7fvqc29xE4mB2436krODLH+keDpec36q7UU+DBPZYXsGPeEQ
W74s/W0uBgqppsMpT3xgVoiGwJ2aKes3Vj0qlPWJduiCTz/5DlpfrzDzgm0KaF2
t3WCessjFsKBXG6aBQc53iDrK3UlgYEhMMEe125QBYd68CxB01yif1DTBvo7os1T
6Ae/lDgMknLjokbdqZ+BV9n+m+MrxJkzzE0tIForX6SvK10dsVXnByNpyzN+7sxW
XShMXAkYjXmbwa4kJWstGsSar+MZRk6FCT1t0nEPEWgzKj+meg+DSa986RIkYdII
PeQpk9tpGtDYks9SaAHKk1bBig3MqV4MbJqWMP3reoxRopBELAiTdHdVJbeoWQ
imom+ZJ82kYQJAm/hQ81dSuS+EZ8Y7NrvBpG3EL9dg4Uvm9GAzAX75pwjR8PZF8
gTfW75EPqjejur0lsVP4mZ4CAwLFBtAvuES129traB+TkxeI82+yBz0CZswaevyE
R4C6pmCALZ9eDSie9af+eoZuY/bwXGdn5YRpHJ3r00bj41KTW/P6GZ8L32I80Rmt
pms0SNXEoACf8PzBpF3nxm1EXuP1e+LUPfZ8gw13KdqMgku0fgfHDFkgbkg6u6S
```

H54rGW06rbDm7PMCbX+E6ZnLoxzQwCkuA43az8SEtmDYsKMz7eJMph9PekIU57/J
UFViiJyW46DypbB/oi+THj+UY14UuTZXhixiYATCvvcyhl3LYLXa/poRgPWqnov
w08irmou8AQ843QjWbymeP39HGwnQD3KsDvfuvRP2addHViqq7M7XSFTk/uAEAw2
89kL5Ae7V481XGd9TaIsnGDQB5m5SALtLMcApMBui7R2BW1yT06Na0Mwi5YikXIg
SzmTBksgUFN429FWx5QYfrsXb0d7NFwD5LDGRpvphqtotvLVkFidxS2G0iT10qUk
xlwBFLk05HyNehttiu2VWLjQs6fzYGEgVjsz07ad2X0PrS5zgbioNCuM9GvPgso
Vk20TfG8U4U6tvTyNILUmLnmhicKU88tz4iDWYIWJ2LKRhsFcPD9Q0xYPLVo+0ts
lsc1g4pZLFTD8W7c6sY0qfSDtk7ZitGnenM1uSDKE4lFRu4qORF3hCvKgdj8uGwr
ipdxv5jHbL8WADb6zkcYPAmbj6Q3qkH55Hp6MKx2SY2Lw3AUa0eDpkNrAhrIiAEL
W7+RrtC8ueBQqBdCXHoTa05032Np/ASLMac9zHuDAwpYhZB2MBAGByqGSM49AgEG
BSuBBAAiA2IABBM7Y5Nt7l+EB7c+0C9GHZ476K06BsgP88nCtbxHa4T+CCcpQANo
FCk9za0L9qB+M50mjC2oUNaR939rml6ELHLFuoSag4tMwyxX+nnUPAdH0h7jI2Yr
+oM3ZYWUX99QMjAqBgtghkgBhvprUAUBBTAbMA0GCysGAQQBAoILBwgHMAoGCCqG
SM49BAMDA4ISZgAwghJhA4IR9AAynEDfbzkmY7KJaWMH+aick7DrCZsnHby780XQ
FRxhZ6mdGb6jLw1s3JbLPKfX3ASXswjr1uLmcV+vShcouHF0ijpxnSgnX4yiKZkJ
Iym16jqwZ+XrRBPt78Cho6VAFp+tv7dDvSt0KTv62Vy+YqfvIbzdKd1PAhE0TIYg
phRHPo/B2YqU35Lg0SurmGmy7vmpq2ONLzZWuHUUR6Y/7ERm+AomDIOUE82YnXN
lQmKLVkONyn2z89usovn07Sy3Wi1v7TEbVQX0JV4l1zFyRmltKhwn8K3cmNdXHjd
LR7YmNdWkIokM7Kwn0TRvEvJ9MvNW06I+RXISy44c8m9rM2nQ5l8IoWv4118+luG
02jUGPuWpmAodiP3sdw19/8305B3rwl4hUD0MD/ddFNLYfnQLF06nusYqPy7Fb+w
++zU1GS02unpGkihRkXLUipE4pyhbJRYiJhNC+ssPBD7wxd44bpM8ahzy+06W0SP
3Dlok0SPRYeJbb42Xi4ZLYSQ0/wXE9sv2Jc02ekDCLq+4y45DhZ9MWFBS4Uywm+i
sdj9XQ4Aiynnr11PudxnkeqQpQk2MhEppA/GvNLSUju4DzyNKMTtoszZ8LNs1ULU
5J6eTE9hzEFEU58wZjTJJra+5K4+KIq0XdyllL0CBpdf1k79urWEF6tSbIh580Zm
mDgbDjyl+nzBM1Fq0hM+YCMnycezfXpNvL/n5DA9w1c/Q5kfrMH9VdW0rIqLrmwv
yC+Na5BA5JePjZ6qy/j13h6FWJtljAu86SpfKlgTGrGGUgRXSG4mmFTXemQ8ghI
SWfEsIiQZSD94HIFD04Z0qqvC6RcdHIwdRT2yobD60PImIJyo66+CJ+6imDdfBYZ
CYL0xssED5tuM5KpV+/GdRpuLPms1o79jSai3mW6Vh8LcUa1q4IcLeoMxRD1CION
JUJB+rKcmGisBvULW+hBjnBDTAM1xLAP0QhIDBKN/LTINH08F3Uynodu7t8a98bh
4+HQ+yBK4QJdMa5x0qM/96YoKmrMLXAILcAvQMz+Qpc2a4dfKT9NEWDKKza4WF1F
m/JpXekxwJ5vGQaVx1fpgpvXk84E5C7K8+HG6b26n2N2s8MCDVG/BaTd+rL91rq5b
kFcbpPmtKsnmcp4pFM0nR7WfurYDDRlQ40JVsoCLaMlqDc+PBCeEZeA2L1LXys8
9d/kcP2czNeXjDeWfWjOAvzznrLHZULFEIckAltnZB5cBt8BLBL3wQMCZQUuVvUq
n2XLK15CBGAIykmaiIYSIHZmK7UqjPG0gPxxvB/HniEMLcGIg2kSPYxAmF6bR0Cc
5StfxfrHGnjETfp7o9YS1mbYrflFWM8wK+EXdLk3V04Ffn6ZRS50NWS+CUgaS2qy5
uznGseQbKdMa9p7CBjNXbdZ0YcLHPH/SAkvIqkqIqV8mxT3SM/5qxWzQ0QjhG5JY
0PcSXdQqzv424I+XHXGcJ2N2u089rL/4feYxFaGUpXET7LqLRys/wWjKseFXR/om
XyvoWvQQ4fSjwrFXjoLnrHswdo0W0uVY2QBASl+2udbl5m578vLQwtCXTya/7tbx
11FOC/bI+abWUPV2Xi1POVnrXB3dZzt6U02tDxKFWDKZwnn3+o3tt973CJNQKR2Z
fR0z0qsNu0ZBYQ9PmTbm4+SjjgLRp/UEI+n2Byl41QTSloq7tMYNkJUDAXuiv+ln
NetlWJNN1GtBbcSZw374bhQNNZhpSMiRMPytnI+4AXDA/NRETdheqGKNz5vHFk8y
Qi+eJlaZavVHZenJKNZ9917Xmkc2Bfc2LAKPe1kPqxqvfkjksSS6/9VE0Q/fptjh
U6l+LRpVje0lFsbj94l4WaIvWAM2/Dxe21me1WBkL7gIXPb7kpYmZjWbeBnTcKqm
GxAA84SjTnshTZFSl7+KyYoJV4RRPKK0MGz0xZfXQFgHWb1ehvtVupPRs1Zd+TjM
JIhcKuAT14e+Nvh+hgpeS9n0n5tk5XjAhH0xlg/MLYcH2T6o3RaEgROxmVJdrYV8
AgV1itlCadBcF12BUaRVbokuPzWjbpYf0t9RrWHdEMuJm/Bc+mTw5lDk3RIj9uK
026Pm8HhHAodYBkM0UvffMxKacuSoZK9rFZhrSuel0AIQ8AmFX9GKIR0hmu0VhOu
BHRis0qo51LlgqSnGuvP9mb5a5u9Zd6vpND0uz8jAwiesB3buKNULFh4LhuX8cjLu
vGTbk3J7Wj1/+JDNA0A7ZDMkf+Hpwm5ttTAQQ+Nju7z0GJY/rjk7yUqEI0GULwUb
I+Qf5gkjCxZRey0ZohftXTD4oNwXDbMyZbV8+ff8hHQva85k2kuxTjme9DuYi9ah
SzD2xNXFcDyIeGD7yvPwwbD9ERQXaG9En1WwivYG2KLNQRkiLc2r1obzQ6h8Lezg
nrQwAN7Ay0JDhk9pjuU7pI86Qz/upUMFra0MsjnU0GWxlaNwdngJJb0JoX1MXcx

ipTYJyKdHyrfVVKUuCaOSWG1NLviHF4/EFwIyiVA6Nhj2eHicQYdPZtnszY4uB8Zw
kQoWniCEIYFB7SLqKyvtT1mGyWcyJtbulLC9DunVk3y9MFcmfTPcWzV8FBKhpK
7eWnmzqH3KekR1oT2sU2Y9go0258D0kPA3wlb07J+qtZG23ML1Q650sCNTAnki7w
2LujJc07ZY+bp+wt06uu0B4cv7vpZiA/xQ68zb9a3ciHESCEHSZzco0i1JgOHP2H
QKXr74sUtX5vvgJ1ciIj96CIfMvVAPzn2A2s3TSIM/irTvSiWZ0vspzKNMPkGENo
iJBhrzIB/9ovWzdDjhm5z15tnAnlhvpiqCasXLlobisIA2sm5AMmsY5G0DHfeIBZ
100x9KGkg4ogARUJzC8KLBMDbHvQinNEWsaXRqqrR8pLNEhXISkQsbeYQaUY9cLp
luZdB19CDYCyYiZGq70fsz9MQGDI40MA05ngkzrczPFo/tlyW9WUY0bZo5sUG+cC
eJ2lr52DHYMwNFZ9xzSOavzpZl5dILuD8JdxABoALyPANp06KdJoJ45003fIqGk
e0a69Fx2LPL3YIgz60JXDBi6hiPcYejtSP4cFFSBccMY2Fp/ut0MZdt+081y/vrX
MeJhfiCKZaew+CZxUd9hNy05YryU+j0yjdUFRbpDQG1GzXc8G7J2KDhfe/GSD7Qc
YQidoD4C80hScHvLx5xfMXVaeuQjFX5evki12xKuYIAUM8iIoZrZhllJ3MGXnJbw
ap8GAyijmid7e0chc//0/CCAMU4rHNaaVvUN0yMIuDPMZerm2rpOK45cJLc0wysu
RTpxA1lo0Qo00/9W+g6xbsYI5/Y+dppVFiAKDJQ8NELN1nctAI3RbmP5BDI/YrSx
ka9DairblqqhzCnGE0U0JsS9KDK7UW8KqxIB2CJk21K0Pxlmg4T3kwqBjGvXlxA
bcaMCG222/+0FwUuX8/A8boikv1nJApLk4bt2iwEAsOel8DX9xlkNUh2xiPwamGG
lIs6Bi6H8lstF+YYM+kvwEzQ77dlwMpaCz+bIyrQznsFzSlBbuK4D9mIhWcj1J3Q
ePS544ACnRErIs52cPne28/8p2PfvRxdz5nC+o4UJn2W/SHFD/ZE62CDkR8gH31P
uJZYf0LZou+Hl3uJ+waLdo1T6JrCMFm60NtqbN8s7LDp3kFRh00VA0ddkeq+ipCx
SRj0UD63ji606k90Acz42RLHGcTSN1MzhLtrngXQScPx8lq1RYki2NvQcvtbR9py
oMrShdEvr4rxdF1+7btk6H1wY6+2nBzrrGDVPzES0v3Ldd9V5IVd8wvZF/0whjZV
cEj6Bov+vWaxPVPf8q9LVBnxc0E4rxs8nrD22KPCTLfmg+HSussQ7VP3zQKYIJ8
9HpLAXvFUKhRrARnghtYtu93CsPmesWFLPvR/h5aBGvX1jNFFjzVWQ/PbopiravnW
wX2qRS5hQSP+743waaKmxp7DN7fgzFom33Fxt9r/JTTBb5FuKWo52Mly0/OkvXr2
PsX00H3sZlPfd/vIXWc5tLTLm5QG9APdhwYkwcZsoF79tk75fdWfnq0HxkvFwS/
OF+22HQtuJ2PrYa2lcsd/at6It2vBm2XceTyKC3g0m3fhol0s70VvM+b861NCuJ
8DZFGkaoletciza+3Ut6r2R0c7t7WUESsR9/SisY+q1I3yqw5DjRk6z7UydVD7L0
9WR7SoJ4+u0/Z0TJbeg2BCr042EPGfdpffEcIzVvwn14g40hdsFsVIGJ0UrQNe2o
1lt0mytb9eamGXQQIk3jliqSnRV/ASKVOTcSwk8DRKJTSaI8I3T1vYYM6ePD4afy
/GAvyLrszeCHWq9LFTL17ETB88cpkkk5so9C25LEHVx8uWSV4Gk+j/qRqQ HudRVi
4g07rR2tG4p6ruicK9gJhQjJ4VLzIos6rWMMmWUOTAQr7GNmkLUUhd0aE8TIiz2h
1WZrVLRQLRgVggvdm4PAIU4EBBDCzwa1dnUmNQBO7YACv0Tt3rWSqx43PNBjGUqF
3aeZM8iXXMhyVDSd1pT9bLLPKSyh9wN9bFzxB3p4BWyLJBMP7XRiU93SiBFHGDPm
Lvp8QsGIwid/tonegRTNghauYauL6FLhXIDCNBrejWHWG0gP28GZaQMqKiRJ0kK
mFa0kz+s6+Cy09GNCuvHmBUln5Z+gC4t42H5gAD3IHYS770q327pFQGkP4xq7gG
zqqPDJDPyLK0V00XH81Ew5tCDXJIh+08Kc88Eclf73a4AJCnb2gihw3+vwBLShIA
jzaldie6SrC+l9ZF/zf5U0k0dJvQBorwNSPUJHG8DVse446Gme0QaZLWpYxQLjZ2n
z0jTJg9jtHghLV57MIpJI14othp+GbhicDTVvCHfBEmsnc2b2M4evjCzwa7ZcQ+V
mvEMvtwa5fmxqxVrjHMzVXF2jIlcfXyY9RAYuSJ+ykdbefzce9K3xjK308n1y5Pd
QdqP/mPDyUIeXOGT2mr+ShtUYOwlIyL7rLr90wqFdIjZaumHBjNAY7d9sXburng0
X5AK3GrRwi2iU/s87T90LNs3x6bnrXr1Q51HivYKG7nX7Uxq9i56HZzm2ZfVTq
zGtKEj0KqVsPsdgXwAWCoT5DWGh0kUBvqVMz/5ifkm4N8sz0fR8kI5bEGcWuyANW
EnNjppGrnaUL5HHbifi2BvWly15hl8Qv2fbEIBmB0WSMLstK/qvrJGN7kG5C5wzq
e0+aG0KfszLiXtCq//44DTE0HPfS35KcYFpxb2TY0Va1iHRps/Tux/E5Zm+Wro9M
bWAHLfaQz2M2bgooEFyk5MeUx6f6nI3l0fZtMrpUsCqFk/zdVeqLV3GIN7notW5JW
CglK0uUOY8sLF6J5Btl2LS0cunP66Mks4ddjLjE42GX0wEBVNiEMtuWyt5DFiCZ0
8z3RBlbTnzQQjCvHiqiNrHlWQwSuJGKjqdrEwh9r2TI4LP60EIZQrG2gtUdJJl3
eSmHUGVwdHEFPxGsfb4tUdQ8moFDfy1Hm/THKCI1+zLhgMc+4Kw9AiuJobj/NDhh
1FPJrkB4V8meCnGLwP8gIFLXWk1cSmDp+kLM/MA48oFzFb6NR+KUvkWbC8gk4W
XsC6oQ/xDpejnWnE6CqZqoZkgkr989KSG7r+lQd2wxvFh7yXSSx6jYk34Xn+Vha
EoA8pQ0ELATLJWCxJee7fGSJX1qpBYuoyzCUnEfaghQYyVqvDE9qDzk0eGLmuHQ
TeocIEEYnAow3JoI8v6tKrPu+AEzQP/Su3vGz0SBPZRkwvj2aUVC DRNT0LRsADXS

```
tx68FVqujCJC1RAmbDb+rurZEq6TctJOvH9/fPDSq4xrMe60gv27AAG+H6hjF8zt
kVI6Vrgm1ntbwdak5RxjSX7p9scbPLUbyK1L0CceFirg4KBzv2n+N6EgnPCUpRh
YzyqhQcqaYCbCIpNosemjs7pBEyMmfdmvzvYHnf0Iyedtq4K7RyUcg79LBovDsSQ
caFTlyEUUFkpxj+20Sk08jYpyl4YXm0VrbHZBxYfJj50hp+tr7G9ydyXmFU3eoD
CSlyXpmhrCBCb6ms3N3rFhsgMjRFhcUgSm54e40ZBzp8wNL9AAAAAAAAAAAAAAAAAH
FRsjKzM6QANnADBkAjBG0cB0heMQs1waJAq9/qqjsER2dXKwLT/ufpMR5gFio2Yr
9EQwtSjjoCCSX9gwsBgCMDXNV31LjSfXcBWSiY+B1BNk/t2Wa/1jMLKFmx4QWspI
YJTxBcV0RD02hL2rbU6DQg==
-----END CERTIFICATE REQUEST-----
```

Sample public key to test the id-Dilithium5-ECDSA-P384-SHA384 explicit composite algorithm

Use the following public key to test the id-Dilithium5-ECDSA-P384-SHA384 explicit composite algorithm.

dil3ec384pub.pem

```
-----BEGIN PUBLIC KEY-----
MIIKydANBgtgthkgBhvrUUAUBBQOCCrUAMIiKsDCCCjQwDQYLKwYBBAECggsHCACd
ggohALSX8lggd0XRbNDnbQnhe8A18KjL2JjSuTNGzTFo80yVZxv4mDe5CnDgegAj
lFxWib5z4E7/xTSSL4nAuS7dHvDDUt30e/ot1Pme/GPAU2PcNSu4iitvirqxb1i
+z520I1I4L3oUJ6rJTzPaTxPw+LD83MmhsjzT7AHfuUEvCY2i/gL1cxyScWie/9j
ZD/70JefdSfgN+LJ4CYj0HFtIMJcCtuzQt7xxYDzM6UpPHRMgIQtoRdEjeTYZzqd
psnYJrZm65Bf0jluxpiBHENPrW5iGj+lFjbGv7ne7X5FuFIRkF+yeYalceTaJ5ii
Gg9f5QyliKeZH0YWiSMsYHrk6NWqyqddPRsiWS/+C9W2c+8m0gPAeMIqeizc0CHF
0BksV4f7JNm99SHwCALWGM1KQVCQS29YEr9DJingsENWdNACRHdHC43Gw2rh1SCb
YiH42tKsihXPY9uNXSpr2PHWE/0zmZmWsjDCL45M50YoXq9qsdfkhoQqCj0VmvTa
vNLC90i31ITbZwmPSntJh3q2A90X7e95UbN7boJ/jTaeUsZLC40EsdduDjUbnS1v
R1o0NMBGUqmSuyyg6uv/nmhNwgikIaBe3XuEZtBU58s4wEVESrx1jRc/W5g0Q3qT
rNAL1F6ya8EK1R5m1nRM9PeGxKzxPpbozhyn5CgJLTFfMqC7d5b/VvxVksP4fTe
WVvk+x4RXrnSnjMLncbd7tB0xLcQ993mtWwFv6/V446zqNU1te1IosCYd7fWmRx9
Bt+MgHXFmKjQ/TsTXH+8M/BXOVTJual4MTn2meCZKpGP3g+nF8VKiR8w/MHyupCn
11SCf6zMdZw0sjbtBTqMZ5wLmJ7CONu1SD9lfWwr+CBdtAGNHZ0MLl1J5tXyb1e
Nbbt4iuJx9hwhY2s26ip4lAN0PwBWZgB0KYG2YAlmbs3dVD5zCvS02kG8574EEeI
hIBH5Wm37SA0858k1DgIpPRTBt6WT7lt76c0NLwCIZEDCz5s/uIbRqIv6WvUR1Jo
CD5UjMKSihlnvLEIJC1AYavNjMQKBiWuUZUdez6Z/WyDAXY60FbMcb0SpD23ZGs
i0GHNBExPLryAjsvP36pF/jsdScliVr1UsElDLG10+7YTUYad0To7lwE2VlkTd7H
HU6+w8UN/fl5/iKdXm0WoenFtSx3T1zSic1h80m0ztcaR6fxKagKQwNzV+IuTW8D
sE04K0c4+P90vWoBB9HLkuyAUyXo/23/fEQCDJ4s2f1hrqt/72MGVbtkRnrGcW0S
epqYlrTuDhHULoZ+LZdTTHN5sMvfxENS09KVDf0wtLTwdQY5XScgAPxrzppu1xCS
gm17tedEMMvksiWbCBFx0yblMw5ParWIL5PaAG1jLjA8+xfD4Zyp4vePJrSDKsV2
VI07xGwpJ+99fm+6hayY9KIJfNp3gRGETesM066o73wnzozkxUMHg+XZkPnMazvs
LJH/aPPF2YmAArsWpan2BdN0PeW80LISE8qQUzFoMawrmjbnrORA95Isrghnyr3
4xIRk6A5ECOD99TtuoXyvZIEfWEqHA6aqApJFA3MEuDe6MJkQySb67qar2D328
VupB0P8hmhSVoc0Vdwp6kgExN+YZDLqsx0Try6RGarsbkdxYwNhd2AkGN60xprIZ
eBk1gbJ0lTYv1ee5WJIja/SsH1Z4knM8cf08XZ0C0F9UJY/uJ0d0ERv2nze99P4i
RSTkCEuF9JegKjLkLH6eq3RKg3QqhcYzMX/Qd+PRdEDlQn6TU03xooiDA+h3eQ3z
44JjpL4vYdHXKSqVQ5FNjBuFNTqBLFGwF0TmkB8yGF4s/mL8wTFUqaHZg0IdDFqU
HoeQsAckCSgwENqiHoL96oAn5bn5hD0GsbS2Xq22gXXk6cCYKvRdcff00UriGo
UpAtppJ69rB62IZVv/7TzXoc2S02GJri70w0rUSX0z9dcTiajo8f/cJaRJBhNTCf
```

```
1GXlQQcbr0iS1V17WjYEkdN72mfN0ENNRmhrFVqnCW10hG+ceUHE4RrjvfTSLH0
3v1o/AyF9mIrbp2f6v/MJ77EriImU6FVy8u10qAM7ph+Bsb56FvatN6owbmkAdYe
pDI2iT86+TBWP1f2sJeHEKDJQy2VC5K2QMEL61008avTsZFqfi0wLQqHl76/qkAe
48p7on8grDU7gvwUru6emp/RqZktXL5K1mBQTpa7fvqc29xE4mB2436krODLH+ke
Dpec36q7UU+DBPZYXsGPeeq0W74s/W0uBgqppsMpT3xgVoiGwJ2aKes3VjOqlPWJ
dUiCTz/5DLpfrzDzgmOKaF2t3WCessjFsKBXG6aBQc53iDrK3UlgYEhMMEe125Q
BYd68CxH01yiF1DTBvo7os1T6Ae/LDGmknLjoKbdqZ+BV9n+m+MrxJkzzE0tIFor
X6SvK10dsVXnByNpyzN+7sxWXShMXAkYjXmbwa4kJWstGsSar+MZrk6FCT1t0nEP
EWgzkJ+meg+DSa986RIKydIIPeQpk9tpGtDYks9SaAHKK1bBig3MqvM4MbJqwmPT
3reoxRopBELAiTdHdVJbeoWQimom+ZJ82kYQJAm/hQ81dSuS+EZ8Y7NrvBpG3EL
9dg4Uvm9GAX75pwjR8PFZ8gtfW75EPqjejur0lsVP4mZ4CAwLFbtAvuES129tr
aB+TkxeI82+yBzOCZswaemvYER4C6pmCALZ9eDSie9af+eoZuY/bwXGdn5YRpHJ3r
00bj41KTW/P6GZ8L32I8ORmtpmgs0SNXEoACf8PzBpF3nmx1EXuP1e+LUPfZ8gw1
3KdqMGku0fgfHDFkbgk6u6SH54rGW06rbDm7PMCbX+E6ZnLoxzQwCkuA43az8SE
tmDYsKMz7eJMph9PekIU57/JUFViiJyW46DypbB/oi+THj+UY14UuTZXhixiYAT
Cvwcyl3LYLXa/poRgPWqnovw08irmou8AQ843QjWbymep39HGwnQD3KsDvfuvRP
2addHViqq7M7XSFTk/uAEAw289kL5Ae7V481XGd9TaIsnGDQB5m5SALtLMcApMBu
i7R2BW1yT06Na0MMwi5YikXIGszmTBksgUFN429Fwx5QYfrsXb0d7NFwDSLDRpvp
hqtotvLVkFidxS2G0iT10qUkxlbFLk05HyNehttiu2VWLjQs6fzYGEgVjsz07a
D2X0PrS5zgBioNCuM9GvPgsoVkJ20Tfg8U4U6tvTyNILUmLnmhickU88tz4iDWYIW
J2LKRhsFcPD9Q0xYPLVo+0tsc1g4pZLFTD8W7c6sY0qfSDtk7ZitGnenM1uSDK
E4lFRu4qORF3hCvKgdj8uGwrpdxv5jHbL8WADb6zkCYpAmbj6Q3qkH55Hp6MKx2
SY2Lw3AUaoeDpkNrAhrIiAELW7+RrtC8ueBQqBdCXHoTa05032Np/ASLMac9zHuD
AwpYhzb2MBAGByqGSM49AgEGBSuBBAAiA2IABBm7Y5Nt7l+EB7c+0C9GHZ476K06
BsgP88nCtbxHa4T+CCcpQANoFck9zA0l9qB+M50mjC2oUNaR939rml6ELHLFuoSA
g4tMwyxX+nnUPAdH0h7jI2Yr+oM3ZYWUX99QMg==
-----END PUBLIC KEY-----
```

Sample private key to test the id-Dilithium5-ECDSA-P384-SHA384 explicit composite algorithm

Use the following private key to test the id-Dilithium5-ECDSA-P384-SHA384 explicit composite algorithm.

dil3ec384priv.pem

```
-----BEGIN PRIVATE KEY-----
MIIdpAIBADANBgtghkgBhvprUAUBBQSCHY4wgh2KMIIIdNgIBADANBgsrBgEEAQKC
CwcIBwSCHSC0l/JYIHdF0WzQzW0J4XvAnfCoy9iY0rkzRs0xaPNMldQCxmQXuv0q
/04UUQil0R06MI9Iy6HF40di1PzSDhjYrUKUh8Eu20zuwBXDwtXR8c+8Ct8I10X/
HoMkHhFFrFTUuCWkCSAsTACEmEAioEWA0BAAMECEIkARIEenhoCVjiEGkMJCbQoVY
BIZDkjASJ3JMoESioEAikWgBNyoRSIxkmEkJOQFTBCQHqHCLtizJEC5BFBFUFmDA
poDBQLABIZHiFnAcBixhRImAMJJguCgQqEADMwZhlBGUKArIkkQKAmEBBAQAEjAj
BWoTFFGTRkURwQGrKEHcMkgMJ0yREhIiGGkRNAEIOYoUo5EGETABkpHEpgCcNGkQ
NZAKgWDRMGUKE0iMwAFbJCHUFiUjw4hJNiZhtiWMJAAZKJaiQuysSEQCQYBCpEQC
MwQbFSBjsETkRExBAmUEIUHBEpADSGkaIFARKQhBQJITFZGDMGiUhEwZsIELyA0g
l2ADGC7DAGUKSYgCB3KDOITrkk1cQJKgQBHBMpEig2QKwHGktoUhtUTQLECEJgyY
MgEaAYQLkVAACFETADBaAoLgAgBAAEVQImkbmYUDsESJFoZcFEokszHBsiTcQALE
BIgJSQgUSQzawmMtLDBDA6kNmpJwiESRU6LogAANAoBgoCgtCVKOGQBBYiCNi4K
BW2IEIjiiMymP3DLliELxAWiEgIjFAFDQioMBYZKAIxaJiCISOqkREFhNlCBNm1M
qHHblCVgQLGUFhJLQEzJBFHISAWaBkJYkJESF0UasQwBNW0LFAEBICLEMGIgrGqU
```


JjDkCCaSSAoTB1EIiUXAtJBKtGzRsEDgKIqkRmQSNyOTF4GSSGBiQGHZBEkBBQia
mGBgiBEiEwIi0G6TWfBZmCiBUgtCoACLMFFbJGRThIFjuDEgATBiQmKBRokaiAlk
QCZiFgBjJCIZQoGgFjHhNBHZglBgIDGioCQRsgnCIC2QEjJZAgHiJoQhuSwaBGjR
GARCSIJKqAKJByJSBE1RFJACmYwLyUzjtEzQmInSCBFJCFJYKGwbsgUDuWyCQEBC
iG0JMm0DsnDTGCAjOUUjAWKURUhLQJFiAhGaBIISxCAaM3BjoAkeFCDQGA6kIiEI
sghcIGUaI5IRN0yDGE3SLnAkIgeak4mBqAxgFpBYtmgiGIncghJBGoLeJBchAkB
tWUSCU7hFgQBQKYAELjhoEawYnQRFABBUUgPEUStVARN5DcCGbZEiRIFoEALGQQ
RhAJKSGgCYxJQk1BlgGBSIRCGEgYEwphMoLbQkShKAiTFFIIikTEE4JFmnIBoII
o0hDFEoTwoUGBU3bQg2RwincAkzkFiXkCJCiBmShQkiTKGxYsihbmGgTOBBbnAB
EkXMKkkkCQEAji1jQCAMEGxKMOaKRHGYwmgSMVALASLQwFCLMkzKRFiFiwjRG0D
AEUJNYHDEgkBSGLZQCizAEnKIiLNIARCIDkwmLgAk5YNpEJwi0MGBCGKESENJHU
tEEisEjboGAGUIUEPFLIkaZQC5gBmmLOEiaggGBhmAYgGUTUMmIMLEDjQIZkMGUZ
iUQAt1AZqIgrRCSrcwCBTRiqaEC5QBkIbpmUJhIjJ2gYwSHYFIVRQinUMAUMxyVQ
Ak6jBowQxgkLGCQLNUOEOEYMHmCRgoADMWIBJHDbJDJLgi1kwmGUILAUKHEjhUgK
Ay0LgWwIiWSEMGaBtNAImBGJxjEsiEiYBC0jkoyQMhHQpMKcuCWLpASDyGhJtCQT
SA0ING6ZyIELNEBSNA6EPGCQwgCjhk2JEGVAmIggJJCaRQEGat20bI1GSBCYJACAT
QkShIooRJApbBkWBBohaJBJSsAyKQg0YF2kYoIwRkSCBtmSAREXaBC2YAibrMEHL
OA5awklZGG0KMCqJmEiEJDJgBEJTNcQkBDLjBEGAuAHDiAzJCCkQsIxLhoVTRkAZ
uWwZECGApAwClkESCIVRRpJklG2KpAVEyIkCA1EYOWbDBHLBRiKAMiYEJ4wCsRBh
BpEkGSGRNrRtzm6U/l+4WzfZkbVVZQ1shoa98yBScOx7zk7uTOECsIx89fcXactJ
SN4dZqsEZIawrs0Kst8v29qa2yTMwyZSgEmZ0QSQxho8wzUyaR+kZRi0x00j+DDp
Gk0hldK1jQx1X+ehT2K66rw6hLo66I7WTcmRPyShvY8G0+xinfcP0jTHi3yAmu00
dIbwPpts00MmK8Yj03SGgh/v2KDnjrov0EUag5lxgalWzQuGhHeVCAjBnaAn3lkwc
LTiLbldMlbzi5RNA1e6rj0GJIfxDeptVWLZeAI1p0Vl7QmoWZo0I1ztAnJvHqQJB
mtPzqrsUsGXvam7vZQ0ZhnckX5hNbEHwXJ3G8GSrRKLEvDeqc+gWzZd7I9Ffh6e
QoNvzKxYHEFON3Rz76pg7I74F8PDC2TKNP0QjHEU9AhnJZFJL2MC6/HeNTNiIzT1
9oLgs+FLF0kYEIkzCdNog8o9SP73yvuSs09KCL49hNF0GJf7+PKtE8qZaXLRgiFR
refvPAmzZWdRvpP49A+de9IUjWZx52oHcZq4sHcI97wFUNjK7CLDXL85yf0IE73X
hyXhrfwZU+EBTOxH6Z1mcamLM/Qp5rj17NgaRtwZ09IFCFRKRkZYCK708LcXJ7pd
9MEU9CVRNeqtXspWchZMyIAMQnatRXki48ub2wLu01Kxj0tlzacdpZQ3iuQaiAW
/rmWAU7jaqYrzgBlYvDuhniJZkEhY8PYLZW3RHivrrT1oCI2KMEIgzHuIDyyrQ
gth5HRfb9cYxTYuZL/1Cd1gkQwyhqM5QBd4M4Vlb0h4LCehrpsHCo72zmnHL8csd
ihBGVF5DoDrpquePLaXFN/LQQKrUA7kf3PJhFkW53AnNiW9Pai8YPnbrgmFuyTcD
6hy0sFW26/OPLe8uixqg4XCv2Re96hTxGvVD6+rUxSYilf7PppEzLToh7mW9iLxx
fVJ3GXsHbG5bmqcyYur9ILBWHfBTkBK5+Bw5WM5mQGqvdTyXmyi9haZHwMAiI78
bi6c4PXMHpvD7guUIY0I/4d18hr4R19KzLeL6u90AMFaXUIDuhYrY8SqJGLayYNR
4Qf3CNqhUucbN3KXEeyiUpABiA0TV4SuaU1IG/iEVdaW3t8scNODTdLd5xf3xpbm
4bvz0zdNouAHMwn/dbGh0uR/DSZVW191qFu4c/dcAtC4cNzju+B9m5+mGVacvqB
7NXbz/1BrfyExZzWdhrcEJ+TbPOHcEckmm1Y/QgX61+L39ZXNTz8Qn46eETeyQH8
aUByODRHX+tU20t/dPgyX+l5NYhr5zRGjQfLcEg0GTBbgvQLm4TF3aSL0B3yICua
iMB/1x0PLU7p6qaSuR9VAmEwXNITitYBIgIpzKWcJnu74mw7jpPH00WKpGsViaZO
I85+kaRgmffcaqYQuXQppI952fSuZweP4AEVkvFH078FabGwuKhesXy1lMOQhanb
YYtKU5L0StsuJeVqS4FXjxcerDMMxuzY2Q0WJAfzffg2IyVK3cbmfzSVzJEHa64G
Z36gm0jEmCPEUsZfUst0zqXe95usr06hJiFMqDQ0pLE+MpSf+0bcciy8aPlc/HIg
gF8gGkxW1Nu8r0jkVeuJBU8AhwzAh6ZON5R80v901Bp7yqWDcdJrJTKmNZgibgBQ
n8YXRBFgQmwe+dzW5Bxnuc2Hn33XGCPll6Clwjra4a01/yUw1d4mIlgU34G4Zxv3
GClh+uMbzFgk4ktFFvsn9GLAFH5PTaaIt9VsVQMvvJ5Qltuwntw3cDrEDWhM5jpT
dzs0TlxEAK/Fkky5i0VL01yYAIewLzPtoCFIkcmRUTHRKeUWfljTdiAWU9IyF6RM
vIZMDHzU4Rt1nL81ZLEyYz17HH+Jt+KA4rJyQESr+uvD6MoqIqLcyEXaKpfVyw3f
Z0mmNlHABvN00Ka4CN3guLJ4ZF/92CEcCLw6Mbrswhij2nL0FCnJvQN/qV7kFQRb
1k/b86ZSU0a87G7fCtWhL26Z3vxDHP00VzIErFHKN6vg4SAJ/yP5JNsuFa0WpMKD
/22VklhaVW5XuXvWqZcMZVLpiHRTTEczRvYgSeKJ9/M+HnqhYkfkZ6T06BBLNUw

05j3KQ7+so59zIN2Qw1rgenTHz5k8Efz7etc52Q+NooeB/1IUjzaBXteJ4hN8U7s
HOYrXrbYJ6cpiMztYKcKfDCQcdjR23yW4TBIWYIH0Y1lmjcwK+VIEY0k4tqUS9QV
dsMomtUT8xANLbtKgYa7MKXPawL3zLzq66vuuFa660qlgy9Vh550kXsPRXaQ0TX/
sK/eTS67pnr1nZfQ8Y5qPPvb+7Fnq+2b3cA7Wy5K+3Ve7/68ioX5B2+0K/JsvtYg
+o5x2CGSTpV+kqhGWeD1wXZXkVMqD5oMpPo88K07mJbhJY6xa+xn+quMbL+DRu1A
LIxnaI+SkKRQwM8rKbrZL34jMS82gG+X8FDrsescx7oob3Muo610XPSeCyXaznJ
BCq7hJegv/PqTSYS6SrXp48wVnKcSyOIFgcRXLoH5AZPZ0Kr/Vao4DicN30zdEB1
YAHvs67TehRm9WLiEc0+AkWtjxxNm8Hvq+p9sTOu0AWN0uMmgaltrDv866aoV62
WIpCAFsIF9u34I8P6QKZYw1dKIpRuGcr78tRooAH6LQ9VtZcUS00fagFTyqlxS
kmlqGtAhVNvweZAwNa9dcVsocmMN6dzTTI8panzZuKzNx8xr2+cJE4ks44A7TxhW
UIFGUP5duyj3kElp/sIEv+4oY7G5CWBPCutK06qY7uDglaGaI/GW3eVht27/4rAX
r70JdP2Fs15Qm7FBnhnwer0aDHFswaW0QaAo60302m9iD2hHERDwyyHKm3i09HG
i40m5xdZBFkLoAqjeoGMLCI2RoS5Smlyfo01s9PsU7A6oqFuGEdTFMRNAK0F3L35I
1n+b/WER+Fc5lCwscQpMeR5gu1nR5pnrMEFIflIF7C+vVR06pzz02D7DNnLCfV
BuLvlq1e1s99hFzKgLBfBZx6aabZLTceCDI0bosfXe0Lu0CplkaqzE7pBhag2ve6s
KEYUfTjXfWGheA0s+5e/C4KtEb3QDkmlizzoAoQbVpAgY7k7YNgEMJB096tM/u7I
WL7o3FNfs2C7fyJN57shilZgQ759hAB6ZwigVRgnqwhh99FTuVInyaU+kqfD6Ma2
kaA0nBa0N6CuMcDQBK1vVEEvDR/bJxdS/JUo1vSmio59UFYDqJaHx0C650hoWc0K
V9NIqBrG3shDvJ1/YChqDCNh+j3EJt2Q+zGLivI4N3jK00ABntQ0hGekVauMgYLJ
jEvUQ46L3ITW0xk1fioxNFxeVDhIMiqbtsVsSzfiwk7Iw7st3g12vhqv6Tf+rheOY
liM10h1jMEya28fXLB31wihIO9p4a0NiJpgLPL98W2gKufMeF5oH+a0/sfbUZzWL
/DE+XYM6z9c2qZ01AWOHQSH5I2ujQIgl1IwnJOJRTm0mHNiMXq0TCLdlu52tTkxm
ycGnBjZrueTjU07dHzeSoKc29hzs4WFjXC6b2elk2+SiRVS9ipkZpFnHLYm5hBv0
/2v1JNGsUW5DmG7D601u2BaC4lS5hbp7M88Dc3uEx45FzvxKDEq37qG/aaVNFL1H
k8STrnjT5Q1kezCY1xd9+KргеQfCuUCfzNBImC577D7q6DsWV isN76A2zYNa8iio
f/6dUo6WIp9dhq/1bh7qZsg/UcZZQNEpy1A6R8WCoBWQ1tOpZe8h6H3KJZTyYz1P
SkZsRxpKQLjANhLkxvSHEGP4gTc12KvS7T8fkqa5VFLRjNQ7xowNjLhhIzXEdcw
zcDIopFDfa8DXZWL8ihYt7d9lKPzghDncjffmifU3FfsD0AWFKKM0h1EgVH0rKr
/+zbur7HviAc5g72Jz01EFFfgXC12J9JfMw/AMDn8u4CxCkjIJOQ4MvI8mGRx+0k
n68UoxobBn67QFy7byVKrbliBjdycNeVQhxhftAYEEVRGn2bguEH9hE3fIv8yo0
0Ik7jjlmH23bs/ZlOp1vfzj03SHYI9fw8pMGjpmNLfwpkq8uPuYX470z0V8Rr3CC
abWZY1xPtyl40yt+Piv2GLSaEepCDYLJuOpkSTSK5xs90bte0VgOcIDwhdT/ezsQ
Yg4msDa4j2dW5DGNaoQUkTLC0bkBYCLT0YJQz9AQmseduQMG+169oTcob/qENXE6
b/kGxlmWVYgyrLf8sdc92YA0zhqNnSQQk5YSG5BnMgKmqLaIGMy9pYnqsQLCMcc0
ujCP/QpHD/+wnLJYXB4bRerSo4e1Z+uvhAvSiAsVmOvVdVTubsrcl0xcC1I701J
pZJ0nnpHh85SRI/wp7kZ5nsDo5hDJtmUHU0rxJkejM0kb9ra2z+DITR2nzUK8up3
FwW5Jc2HLB0BNG45HI0qBj0o3S6vLQvtJfyWCB3RdFs0M1tCeF7wDXwqMvYmNK5
M0bNMWjzTJVnG/iYN7kKc0B6ACOUXFaJvnPgTv/FNISvicC5Lt0e8MNS3FR7+i3U
+Z78Y8BTY9w1K7iKK2+KurGBvWL7PnbQjUjgvehQnqslnk9pPE/D4sPzcyGyPNP
sAd+5QS8JjaL+AvVzHJJxaJ7/2NkP/s4l591J+A34sngJiPQcW0gwLwK27NC3vHF
gPMzpSk8dEyAhC2hF0SN5Nhn0p2mydgmTmbrkF/SOW7GmIEcQ2lFbmIaP6UWNSa/
ud7tFkw4UhgQX7J5hqVx5NonmKIaD1/LDKWIp5kFRhaJIXJgeuTo1arKp2o9GyJZ
L/4L1bZz7yY6A8B4wip6LNzQId/QGSxXh/sk2b31IFAIATYYzUpBUJBLb1gSv0Mm
KeCwQ1Z00BxEd0cLjcbDauHVIJtIifja0qyKHE9j241dKmvY8dYT870ZmZawKMIv
jkznRiher2qx1+SGhCoK5WZVNq80sL06LfUhnCtCY9I20mHerYD3Rft73lRs3tu
gn+NNp5SxksLg4Sx124ONRudLW9HWjQ0wEzSqZj7KDq6/+eaE3CCKQh0F7de4Rm
0FTnyzjARURKvHWNfz9bmA5Dep0s0AvUXrJrwQoLVHmbWdEz094bErPE+luj0HKf
kKAmVMUWaoLt3lv9W/FWSynh9N5ZW+T7HhFeudKeMwudxt3u0HTEtyr33ea1bAW/
r9XjJR0o1TW17U1iWJh3t9aZHH0G34yAdcWYomr90Xncf7wz8Fc5VMm5qXgx0faZ
4JkqkY/eD6d/xUqJHzD8wfk6kKfXVIJ/rMx1nA6yNu0F0oxlnnAsyPsI427VIP2V
/Bav4IE00AY0fPQwXUnm1fJvV41tu3iK4nH2HCFjazbqKniUA3Q/AFZmAHQpgbZ
gCWZuzd1UPnMK9LTAqbznvgQR0iEgEflabftIA7znyTU0Aik9FMG3pZPuW3vpzQ0

```
vAIhkQMLPmz+4htGoi/pa9RHUmgIPLSMwpIiGWe8sQgkKUBhq82MxAoEjC5RlR17
Ppn9bIMBdj04VsvJts5KkPbdkayLQYc1sTE8uvIC0y8/fqkX+0x1JyWJWvVSwSUM
sbU77thNRhp3R0juXATZWWRN3scdTr7DxQ39+Xn+IpleY5ah6cW1LHdPXNKJzWHw
6Y701xpHp/EpqApDA3NX4i5NbwOwQ7go5zj4/069agEH0cuS7IBTJej/bf98RAIM
nizZ/WFGq3/vYwZVu2RGesZxbRJ6mpiWt040EdQuhn4t11NMc3mwy99cQ1I70pUN
/Ra0tNZ1BjldJyAA/GvOmm7XEJKCbXu150Qwy+SyJYFwEXHTJuUzDk9qtYgkv9oA
bWmUMDz7F8PhnKni948mtIMqxXZUg7vEbCkn731+b7qFrJj0ogkWc/eBEYRN6wzT
rqjvfCf0jOTFQweD5dmQ+cxr0+wskf9o88XZiYBpGxalqfYF03Q95bzQshJ7ypBT
MWgxrCua0Nues5ED3kiyuCGfKvFjEhGToDkQI4P31026hfK9kgR9YSocDpqoCkKU
DcwSZ64N7owmRDJJvrupqvYPfbxW6kHQ/yGaFJWhzRV3CnqSATE35hk0WqzE50vL
pEZquxuR3HJacd3YCYQ3rTGmshl4GTWBSk6VNi/V57LYkiNr9KwfvniSczxx87xd
nQLQX1Q1j+4nR3QRG/afN730/iJFJOQIS4X0L6AqMuQsfp6rdEqDdBCFxfjMx9B3
49F0Q0VCfpNTTFgiIMD6Hd5DFPjgm0kvi9h0dcpKpVDkU2MG5810oEsWDAXROaQ
HzIYXiz+YvzBMVSpodmDQh0MMWpQeh5CwByQJKDBYQ2qIeIX3qgCfLufmEM4axtLZ
erbaBdcqTpwJgq9F1x9/TRSuIahSk2mknr2sHrYhLW//tPNehzZI7YYmuLs7A6t
RJFTP11x0Jq0jx/9wlpEKGE1MJ/UzeVBBxvGvSjLVXXtaNgQp03vaZ83Q001GaGs
VWqcJbXSEB5x5SETHGu099NKUfTe/Wj8DIX2YiulvZ/q/8wnvsSuIiZToVXLy7XS
oAzumH4GxvnoW9q03qjBuaQB1h6kMjaJPzr5MFY/V/awl4cQoMLDLZULkrZAwQvr
XTTxpV0xkKw+LTAs6oeXvr+qQB7jynuifYCsNTuC/BSu7p6an9GpmS1cvkrWYFBO
lrt++pzb3ETiYHbjfqSs4Msf6R40L5zfqrtRT4ME9lhewY956rRbviZ9bS4GCqmm
wylPFGBWiIbAnZop6zdwM6qU9Yl1SIJPP/k0Wl+vMPCQw4poXa3dYJ6yyMwwoFc
bpoFBzneIOSrdSWBgSEwwR7XblAFh3rwlEFTXKIXUNMG+juiZVPoB7+UMaaScuOg
pt2pn4FX2f6b4yvEmTPMTS0gWitfPK8rU52xVecHI2nLM37uzFZdKExcCTKNcxvB
riQlay0axICv4xlgToUJWPW3ScQ8RaDOQn6Z6D4Njr3zpEiRh0gg95CmT22ka0NiS
z1JoAcorVsGKDCyq8zgxsmrAw9Pet6jFGikeQsCJN0d1Ult6hZCKaib5knzaSphA
kCb+FDzV1K5L4Rnxjs2u8GkbcSX12DhS+b0YDMBfvmnCNHw9kXyBN9bvkQ+qN6O6
s6WxU/iZngIDCUUG0C+4RLXb22toH5OTF4jzb7IHM4JmzBp6/IRHgLqmYICVn14N
KJ71p/56hm5j9vBcY0flhGkcnevTRUpjUpNb8/oZnwvfyjw5Ga2maCw5I1cSgAJ/
w/MGkXefGbURE4/V74tQ99nyDDXcp2owaS7R+B8cN+SBuSDq7pIfnisZY7qtsObs
8wJttf4TpmcuJHNDAKS4DjdrPxIS2YniwozPt4kymH096QhTnv8lQVWiiPJbjopKL
sh+iL5MeP5RjXhS5NleGKHGJgBMK/BzKGXctiVdr+mhGA9aqei/A7yKuai7wBDzj
dCNZvKZ6nf0cZadAPcqw09+69E/Zp10dWKqrsztdIVOT+4AQDDbz2Qvkb7tXjzVc
Z31NoiyCYNAHmbLIAu0sxwCkwG6LthYFbXJPTo1rQxalLiKRciBLOZMGsYBQU3jb
0VbHlBh+uxdvR3s0XANKUMZGm+mGq2i28tWQWJ3FLYbSjPU6pSTGXAEUuQ7kfI16
G22K7ZVYUNcZp/NgYQaBwOzPTtoPZc4+tLn0AGKg0K4z0a8+CyhWTY5N+DxThTq2
9PI0gtSYueaGJwpTzy3PiINZghYnYspGGwVw8P1DTFg+VWj7S2yWxZWDilksVMPx
btzqxjSp9I02TtmK0ad6czW5IMoTiV9G7io5EXeEK8oZ2Py4bCuKl3G/mMdsVxYA
Nvr0QJikCZuPpDeqQfnkenowrHZJjYvDcBRqh40mQ2sCGsiIASVbv5Gu0Ly54FCo
F0JcehNrTk7fY2n8BKUwBz3Me4MDCliHME4CAQAwEAYHkoZIZj0CAQYFK4EEACIE
NzA1AgEBDBj1+4vt4XRTfv0IY0xH00RKdiCJutnDYu/UdR3o09dCDcbeGQ08qoC
ZL/axyioXM4=
-----END PRIVATE KEY-----
```

Falcon512-ECDSA-P256-SHA256 (2.16.840.1.114027.80.5.1.8)

Use the following CSR and keys to test the id-Falcon512-ECDSA-P256-SHA256 explicit composite algorithm with the 2.16.840.1.114027.80.5.1.8 object identifier (OID).

- [Sample CSR to test the id-Falcon512-ECDSA-P256-SHA256 explicit composite algorithm](#)
- [Sample public key to test the id-Falcon512-ECDSA-P256-SHA256 explicit composite algorithm](#)
- [Sample private key to test the id-Falcon512-ECDSA-P256-SHA256 explicit composite algorithm](#)

Sample CSR to test the id-Falcon512-ECDSA-P256-SHA256 explicit composite algorithm

Use the following CSR to test the id-Falcon512-ECDSA-P256-SHA256 explicit composite algorithm.

fal512ec256csr.pem

```
-----BEGIN CERTIFICATE REQUEST-----
MIIHYDCCBE8CAQAwQDELMAkGA1UEBhMCQ0ExEDAOBgNVBAsTB0VudHJ1c3QxHzAd
BgNVBAMTFkZhbGNvbG91bnRlbnR1c3QxHzAdBgNVBAMTFkZhbGNvbG91bnRlbnR1c3QxHzAd
A4ID8wAwggPuMIIDjzAHBgUrZg8DBgOCA4IACR+oy3XcE8Vvo0MVcWUNPunXNIfk
DaJc4FKSKZJSfZuZQJHgjJy/cjdThCwAGqixpTKcjb/Gbg+xx0oSJYEs+mmomFCk
ihV+AU2ZHCIDDb3iuXrihbZIKt0D36fJgwmcmRemX19sBlHICyLpFnuhf1kYmGf
ldxxfQp2QqmoZWY01lnFJDMoJM7KMSDEtnA0IMjftiPJKrof4GW0lqmBuFa/ghRp
d5SeEZvEEIUvzLgCqhm3ser1lR62EVlq42MWERdEE/8WkdtxmyMcLj0fEWrkWFzL
BPG61WIAGO2HVWief7kSgHqYpHpZihe4IoCDDiEw0SGhRC3TdiVL9U0ZEQZGbeEg
bMvhUm8ylmaz1VfydFiLHo092LY2AvLELp4mYtT5m+MqlHUsVaPuj1csqihE9xgc
goqyFVKa/qsECgtEJ1agjdH60MgxDbGRGoHp8gUgDctc2fhnej9mRguwb8rUwygP
/FFsR0pDQnho0PGqF0i+Y0D2eZlWnmZ0inCZTtsafDx129Xytya4KI0I8W2+peCs
UUFPrpsxfcGRmBzv9AkcLpC6JUKhl0CRYfvx/mRRq1Sd2bKf9oV9+0rCSGAQniSx
3ofTT2T++CzAFBJGj3UwCD0jjj/hpcqJMW4kGFJLqYLiytpUFDFTGFST1J3Nhtit
msTg2UZIz7uoKThfPboJeOPxPpxsEfSS0LhYrLCVTDZlaZb55qmbBT0Vgqmb1ieW
QF06aRg+/FKk4qaTkVQdm3nexq+wKkcc0NQWQFTnqpmvIh5oa5tmYYb+0XKoxEor
cONTXW/mlF0v+XsQjx0xBCEGTuWjuMPLHA+LARYUQww0ikdhYvE7g9ErRhugILuZ
kiJvJwTEmg3gbocyrORvPevnBs5SdbI6ixftRC2eYJrasFh0eVjZMfsvb389Wfp
yJglhc0VUrWtUN7JqKqgOdGinX5mbBGA+vD2xsu9Jjo70LbJnHduuFDtgLF7Lkf
oI+clKBS+I3NAmy9Cgtr05+osjEYhj5QLcdFa9/WGB4AsqWA8W8ki4vDiMpCIRuA
MCq0cB5kRHUdsrW5ZHq7oMz1Lj1txptoTH54dqLSYo0yBvR5ZmfWxg7/WSyRu03
qsVKBCrmQcS7Ljd+5LJDNAx+auSd6UrdpWBh5/m0zpiiAfbk5p/TyQrqa3WSkYO
KBAQGZijhX5YYP2CMFkwEwYHKoZiZj0CAQYIKoZiZj0DAQcDQgAEYnAoRqEK6tj
jl+p7s1QpbURHLrTy/qyL8t1NI4Mnel/eNcsx6KubIdg8iUMxG1IglIquLz1DhYF
hSzYNF/RQTAKBgtghkgBhvprUAUBCDAVMAcGBSvODwMGMAoGCCqGSM49BAMCA4IC
4wAwggLeA4ICjwA5lbvHdWEunLaNEpdqN3userBF/B8vW3EJw0/LmKZa3leUe8gm
lTf3x7B44jGygytTNYxpcEp1GHLnHNzGSdj72HKLPx8LkRP5n2/lnZfx6q68D0d
vJQzrgGYdHs15YBD7H0qAm++Tdu77ivj985vvIkzQcPIuYtdNwDCffDocW3SLiS3
563Tp8oTpFQxHN6ydxjKkjitLdjJe1qHPgzWyKotIyI9fcGs4L19epKPhKZrpUtc
myTUEnV7mWd1fh1+LnGr5GbTh1b5TcFlslh2Jb9V5/iZ/ZnGI4hulYENpEprg26V
64dv+t0oFxo0mlx+2W9+uwWtu+k5ByklbKeuPpMu8u4WLcKHij4yCKOMRysri3mD
UgYZBbcfFu0MYx7rgimzI3AuBRdlJfoQhw+R9iFWG82xuf/oWlZHOUDJcd16cWyU
tA4g6cycTlViyPcbkzyiikUopUgyc01pTLFtyKwmUyZjsjKk0s1UvNUgd+kbXW1J
86WXAHF4Zr4GgXhXUcyXFtupbKJGKHwIwInl8tVpI7R5M0CR0Ljy/Y77GRBoDw9
4zEwi0hV4yj/TTvsQSTdWKeR7u7wyKiNGcux9a29u0Im1X02dWjNenikKBQsvo11
1t8wN6UnaP7XLGrzjWLEtGp2tbvRIMdf/pQsGeXj0Ycbq8HHTROGQYypKp8eeYlh
FBIF047xR39JGUNLfgijKvY7aHZgMRcvRZ7rTxExP2mYNHph8pLIffQh84WZ5j5
+5CpNzPt1fUlilAgZXXJo2ag05zo3bQIPUs+S+df6W51w2DjesOrCbgaD4P0f6U5
DDmzLhAtumFmzHMsVV0bFwKDUJPNpLbIkDjRmukMJq9fX5jzIpKpjEIDSQAwrGih
ANE+6MCakSwof5ZQaqjlnW02NFk2/K0MmL/hxkkQSP1XAIEAsdhGTQR0vlabwoN5
w4+vPch4GMTuLRMeULMCx1Vo1m8=
-----END CERTIFICATE REQUEST-----
```

Sample public key to test the id-Falcon512-ECDSA-P256-SHA256 explicit composite algorithm

Use the following public key to test the id-Falcon512-ECDSA-P256-SHA256 explicit composite algorithm.

fal512ec256pub.pem

```
-----BEGIN PUBLIC KEY-----
MIIEBjANBgtghkgBhvprUAUBCA0CA/MAMIID7jCCA48wBwYFK84PAwYDggOCAAKf
qMt13BPFb6DjFXFLDT7p1zSH5A2iXOBSkimSUn2bmUCR4Iycv3I3U4QsABqosaUy
nI2/xm4PsVzqEiWBLPppqJhQpIoVfgFNmRwiA3Q294r164oW2SCrdA9+nyYMJnJk
RJl9fbAZRyAspaRZ7oX9ZGJhpZXccX0KdkEJqGVmDtZZxSQzKCT0yjEgxE5wDiDI
304jySq6H+BltJapgbhWv4IUaXeUnhGbxBCFL8yxnEIZt7Hq9ZUethFZauNjFhEX
RBP/FpHbcZsjHC49HxFq5Fhc5QTxutViABjth1Vonhe5EoB6mKR6WYoXuCkAgw4h
MNEhoUQt03YLS/VDmREGRmxIIGzL4VJvMpZms9VX2HRSJR6DvdpWNGLyxC6eJmLU
+ZvjKpR1LFWj7o9XLKooRcYHIKKshVSmv6rBAoLRCdWoI3R+tDIMQ2xkRqB6fIF
IA3LXNn4Z3o/ZkYLSg/K1MMoD/xRbEtqQ0J4aDjxqhTovmNA9nmZVp5mTopwmU7b
Gnw8ddvV8rcmuCiKCPFtvqXgrFFBT66bMX3BkZgc7/QJHC6QuiVCoZdAkWH1c5k
UatUndmyn/aFfftKwkhgEJ4ksd6H009k/vgswBWyRot1MAgzo44/4aXkiTFuJBhS
S6mC4sraVBQxUxhUk9SdzYbYrZrE4NLGSM+7qCk4Xz26CXjj8T6cbBH0kji4WKyw
lUw2ZWmW+eapmwU9FYKpm9YnlkBTumkYPvxSp0Kmk5FUHZt53savsCpJHNDUFkBU
56qZryIeaGubZmGG/tFyqMRKK3DjU11v5pRdL/l7EI8TsQQhBk7lo7jDyxwPiwEW
FEMMDopHYWLx04PRK0YboCJbmZCI7ycExJoN4G6HMqzkbz3r5wbOUgnWy0osX7UQ
tnmCa2rBYdHLY2TH7L29/PVn6ciYJYXDlVK1k7jeyaiokjnRojV+ZmwRgL/nVdsb
LvSY60zi2yZx3brhQ7YJRe5Sn6CPnJZAUvinzQJmPQoLazufqLIXGIY+UC3HRWvf
1hgeALKlgPFvJIUwL4jKQjEbgDAqjnAeZER1HbK80WR6U06DGdS49bcabaEx+eHa
pUmKDsgVa+WZn8F40/1kskbtN6rFSgQq5kHEuy43fuZSQzQMfmrknelK6XVgYef5
js6YoogHwZ0af08kK6mt1kpGDigQEBmYo4V+WGKdGjBZMBMGBYqGSM49AgEGCCqG
SM49AwEHA0IABGJ8AKEahCurY45fqe7NUKW1ERY608v6si/LdTSODJ3pf3jXLMei
rmyHYPIlDMRtSINSKri89Q4WBYUs2DRf0UE=
-----END PUBLIC KEY-----
```

Sample private key to test the id-Falcon512-ECDSA-P256-SHA256 explicit composite algorithm

Use the following private key to test the id-Falcon512-ECDSA-P256-SHA256 explicit composite algorithm.

fal512ec256priv.pem


```
-----BEGIN PRIVATE KEY-----
MIII8wIBADANBgtghkgBhvprUAUBCASCN0wgggjZMIIKgiBADAHBgUrzg8DBgSC
CIJZ5FDAD/88/BEABBE/D/CD/8+B8EE4CH54J+9B+B9DC86AD9CFD+965D/6G9BE
FD98E8+ACB958HB8AA7995A7C/FECE5+CI96C+8G+9HB+/AGACAA+8A+ABC/C/
+ECAE/JCE937A+FG/C65AB6A9CF57ECG+/I68GBF8E+7E+B7996BEDCCAAB+3DBB
DAD7+/D/A5/IB78/C+/54/AB/DCJG/GDAFFC76HB+C9EAD9A98AEB+HDACF8/AJ+
F//CAAFDE8CC7BGA8B8FAD8C+A9A9BGA9GED8A/F++7CAF8GE9CDIJE9BG98DCFB
C+E/DBBB8DB7FAA/GJCB9H9C/7+/I8DEGHH88GFK+/JA4D8+2JCCAD/B9BC+B8
IAF7+9IA/++D98+DC8/E+AE+/7AD+C/++E+C8DEE9EF+BBI/9E7ADEHDDA3B8+AB
G//KB+B/9B8A7EGBLC++B78B+85CBBE1+GF5E8+/B9/3A8AD4/+8H////K+B9CBD
59C/B/++8BA5/D+C++HC9D8B9C9BC//8CFF6K/999BB9CH7BD6A64//+AABF+7AC
```

6AG5BAH+H7AB6FK+A+8B/ICEB99DD/EE6+DBC/8989D7DBFAEA7++H7AD/5/BB6A
A+FC888CEC0/+C+D/2/D27/A+DBBE7BEEAAG9F8C899B6A3CEDADG+CEA/B88HGC
D6B9E6DF9D9DAGFB/C+A96AC/84EBBAHC5D53FFB/85AE+3IB+8/CDBB89BGAJED
8C5CDECC/G69B779E6JB5AEH/AJ+C/7I/AECNBFF9DF/CDBB/++B68/A7//I/9A4
DCCE4ACDB8CJBBC7C9ABG+E7BHCB6E7ADDD/D//8D87749EFGDAE/59IB7AB774/
+DBE+/C/89DD+599IAD//CGCBA4F6D/3D/B8FDB+9C++/AA6+/z/+C7/D8C//8B8
C+CA86C+33P9+AD8+6BCE38FCC6C+G9A9//AB9ECI1+8DKB/E6697EE87ECJAIC/
4BADH+rc6dYD7+8I8QggKBPP/QPvz/YLChL80RwYBvrq80LSE08N8hAnIw/m4xPq
8vvP80DF9xX29wTtDev+EMwP9+4U8/Dm9wLq40AKGgAv69sR+Q3mHx74FB/56Aft
AeL0xgcmJOn2DPzwMMMEAAEZFRPIGE4K6d/3BgcQ9+EYLg/LvLk2v4BzuTw1vvt
Ch73DtZ85BYk9P8S8P/ZJgTe6tLx9sYj4/YDCSAPz/zRCx7n/uIq9uAJ3fLzC98V
59T/F/MlC/7n/fPRCTPrx0kBH+sWE/XYEiA0900KFeQA6foj50f64wgT3PALDg7/
MBDyEQ38CBn9EsokyQIq9PYkIDTscRLVDQcB7Mr/IOWDJdX4LQPo8BPkQv5zgsf
Ni3tzAPf9dchAwz4ABL9+w7v1//t7P8dCREoM071CCf1/035GwzLNAIRAQ4aFvfk
9f40KgELFP/1710W/QQOzwbIG9/n5/T6Mg4L/iX7KvTpHSHg/BYX9wEj1yvf6vka
3sfqJwYPNivt//HoCN768vwTIg32Gvza6igA7AMG6x8i+DEvzMMN3wzY0uHwJt/p
AysV7hgD8y4THCsG0woL9PjzAijZLPUINPPaMhwe6hL9/wUJ3QH/APn0BSwE3P35
2R0HBw7r//DwAx4DAwoEGB3kyNki6PtV6CMg7+PfoWFR++UJH6jLddwTxW+g4xVx
ZQ0+6dc0h+QNoLzGUpIpklJ9m5lAkeCMnL9yN10ELAAqLGLMpyNv8ZuD7Fc6hIL
gSz6aaiYUKSKFX4BTZkcIgN0NveK5euKfKtqg3QPfp8mDCZyZESZFX2wGUcgLKWk
We6F/WRiYawV3HF9CnZBCahLZg7WwCukMygkzsoxIMR0cA4gyN90I8kquh/gZbSW
qYG4Vr+CFGL3LJ4Rm8QQhS/MsZxCGbex6vWVHrYRWwrjYxYRF0QT/xaR23GbIxwu
PR8RauRYX0UE8brVYgAY7YdVaJ4XuRKAepikeImKF7gigIM0ITDRiaFELdN2JUv1
Q5kRBkZsSCBSy+FSbzKWZrPVV9h0UiUeg73aVjYC8sQuniZi1Pmb4yqUdSxVo+6P
VyyqKET3GByCirIVUpr+qwQKC0QnVqCn0frQyDENsZEagenyBSANy1zZ+Gd6P2ZG
C7BvytTDKA/8UWxE6kNcEgG48aoU6L5jQPZ5mVaeZk6KcJl02xp8PHXb1fK3Jrgo
igjxbb6l4KxRQU+umzF9wZGYH0/0CRwukLoLqGxQJFh9XH+ZFGrVJ3Zsp/2hX37
SsJIYBCeJLHeh9NPZP74LMAVskaLdTAIM600P+GlyokxbiQYUkupguLK2lQUMVMY
VJPUnc2G2K2ax0DZRkjPu6gp0F89ugl44/E+nGwR9JI4uFissJVMNmVplvnmqZsF
PRWCqZvWJ5ZAU7ppGD78UqTippORVB2bed7Gr7AqSRzQ1BZAV0eqma8iHmhrm2Zh
hv7RcqjESitw41Ndb+aUXS/5exCPE7EEIQZ05a04w8scD4sBFhRDDA6KR2Fi8TuD
0StGG6AiW5mQi08nBMSaDeBuhzKs5G896+cGzLIJ1sjqLF+1ELZ5gmtqwWHR5WNk
x+y9vfz1Z+nImCWFw5VStZ043smoqCo50aI1fmZsEYC/51XbGy70mOjs4tsmcd26
4U02CUXuUp+gj5yWQFL4jc0CZj0KC2s7n6iyMRiGPLAtx0Vr39YYHgCypYDxbySL
i80IykIhG4AwKo5wHmREDR2yvDlkelDugxnUuPW3Gm2Hmfhn2qVJig7IFWvImZ/B
eDv9ZLJG7TeqxUoEKuZBxLsuN37mUkM0DH5q5J3pSu1LYGHn+Y70mKKIB8GTmn9P
JCuprdZKRg4oEBAZmKOFflhinYIwQQIBADATBgcqhkjOPQIBBggqhkjOPQMBBwQn
MCUCAQEEO+BvwnDlJ1dgwMYZa8Yq3cN6LeG8rScFHMx5m3IKpOW
-----END PRIVATE KEY-----

19 Obtaining support

See below for getting support on your purchased products.

- [Contacting Entrust Certificate Services support](#)
- [Obtaining TrustedCare resources](#)

 To contact the Entrust sales department, fill in the form at <https://www.entrust.com/contact/sales>

Contacting Entrust Certificate Services support

To contact Entrust Certificate Services support, email ECS.Support@Entrust.com or call the following phone numbers.

- North America: 1-866-267-9297
- Outside North America: 1-613-270-2680
- Toll-free support numbers for Silver & Gold customers outside of North America: <https://www.entrust.com/knowledgebase/ssl/contact-silver-gold-support-numbers>

As explained in the following document, the availability of the support team depends on your service plan: Silver vs. Platinum.

<https://www.entrust.com/-/media/documentation/licensingandagreements/entrust-certificate-solutions-hosted-support-schedule-lg.pdf>

Obtaining TrustedCare resources

Entrust provides a comprehensive service and support program through the <https://trustedcare.entrust.com> online portal. This portal allows you to:

- Download software product updates for components you run on your premises or in your cloud.
- Browse product documentation, frequently asked questions, or technical bulletins.
- Open support cases.
- Check on the status of existing cases.